



US00D614788S

(12) **United States Design Patent**
Bourotte

(10) **Patent No.:** **US D614,788 S**
(45) **Date of Patent:** **** *Apr. 27, 2010**

(54) **LAMP**

D522,158 S * 5/2006 Lovegrove D26/61
D536,474 S * 2/2007 Chandler D26/93

(75) Inventor: **Swann Bourotte**, Paris (FR)

* cited by examiner

(73) Assignee: **CINNA** (FR)

Primary Examiner—Cathron C Brooks

(**) Term: **14 Years**

Assistant Examiner—Barbara Fox

(21) Appl. No.: **29/282,160**

(74) *Attorney, Agent, or Firm*—Cantor Colburn LLP

(22) Filed: **Jul. 12, 2007**

(57) **CLAIM**

(30) **Foreign Application Priority Data**

I claim, the ornamental design for a lamp, as shown and described.

Jan. 12, 2007 (EM) 000650817-0002

DESCRIPTION

(51) **LOC (9) Cl.** **26-05**

FIG. 1 is a perspective view of a lamp showing my new design;

(52) **U.S. Cl.** **D26/61**

FIG. 2 is a side view of the lamp shown in FIG. 1;

(58) **Field of Classification Search** D26/14,
D26/60–66, 93; 362/410, 413, 414, 419,
362/427, 285, 287, 282, 277, 275, 274, 271,
362/270, 269, 431

FIG. 3 is a side view of the lamp shown in FIG. 1;

See application file for complete search history.

FIG. 4 is a front view of the lamp shown in FIG. 1;

FIG. 5 is a back view of the lamp shown in FIG. 1; and,

FIG. 6 is a top view of the lamp shown in FIG. 1.

(56) **References Cited**

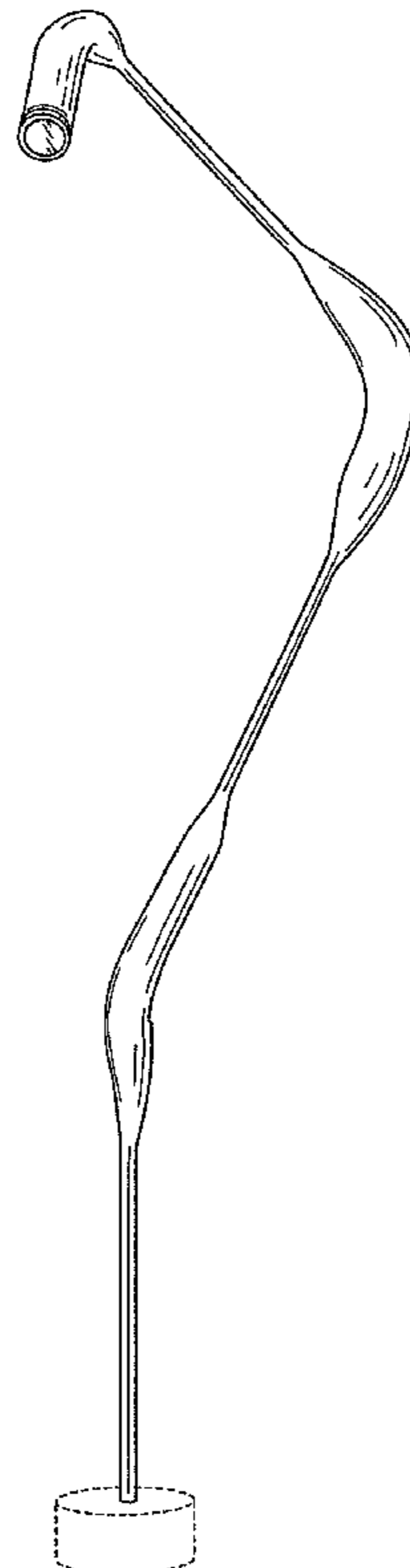
The broken line showing of a base in the drawings are for the purpose of illustrating unclaimed portions of the lamp and form no part of the claimed design.

U.S. PATENT DOCUMENTS

The larger tubular areas of the lamp are substantially cylindrical, but become somewhat flattened when in the varying bent positions that are shown in the drawings.

D283,056 S * 3/1986 Ansems D26/61
D283,360 S * 4/1986 Ansems D26/60
D283,361 S * 4/1986 Ansems D26/61
D301,632 S * 6/1989 Lohrentz D26/61
D329,098 S * 9/1992 Lu D26/62
D476,106 S * 6/2003 Kim D26/62
7,018,080 B2 * 3/2006 Alexander 362/473

1 Claim, 4 Drawing Sheets



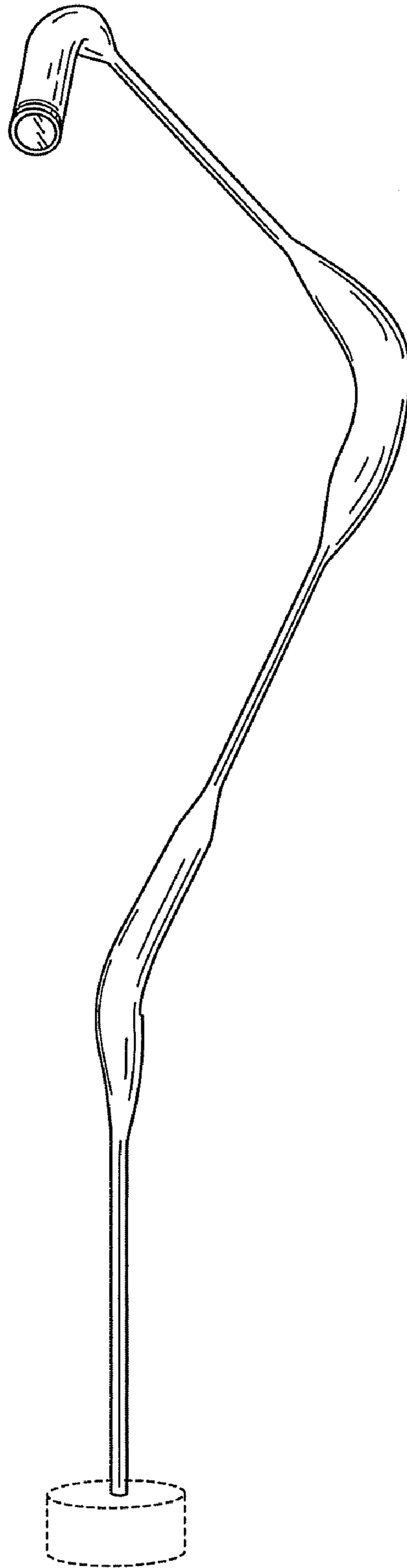


FIG. 1

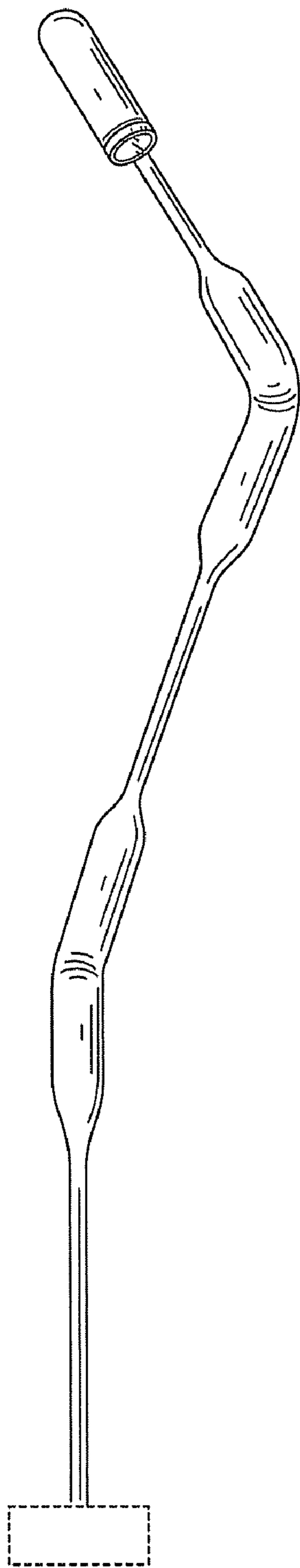


FIG. 2

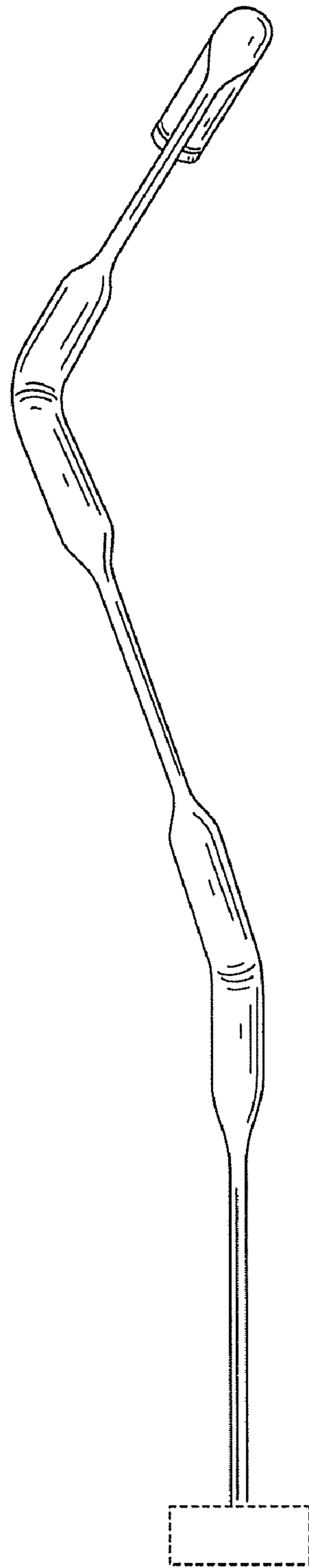


FIG. 3

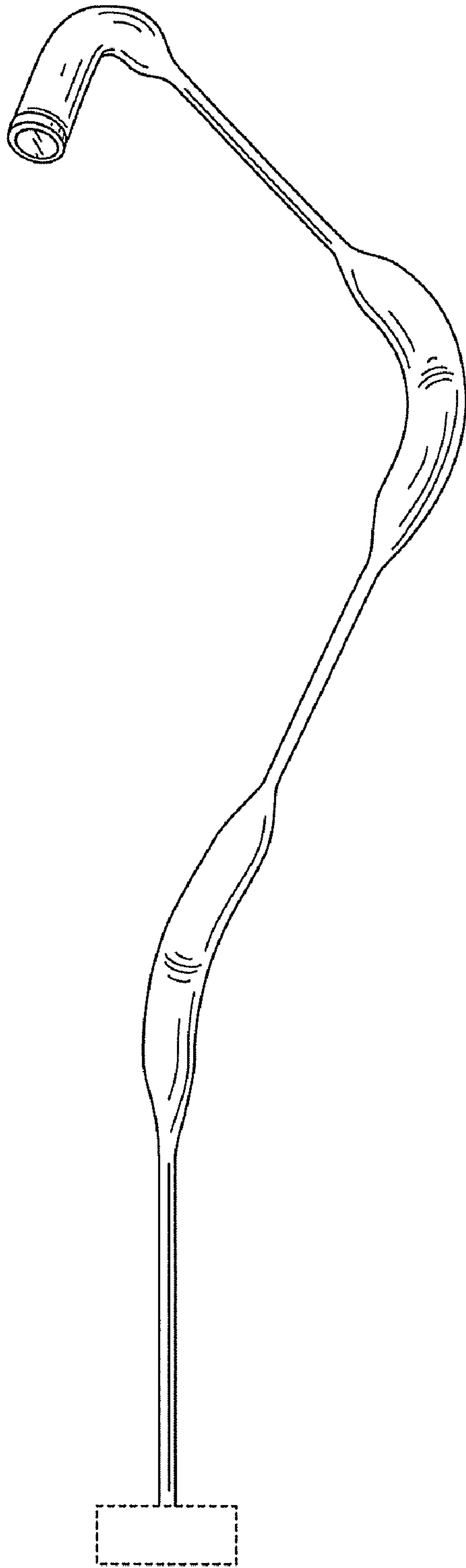


FIG. 4




FIG. 5

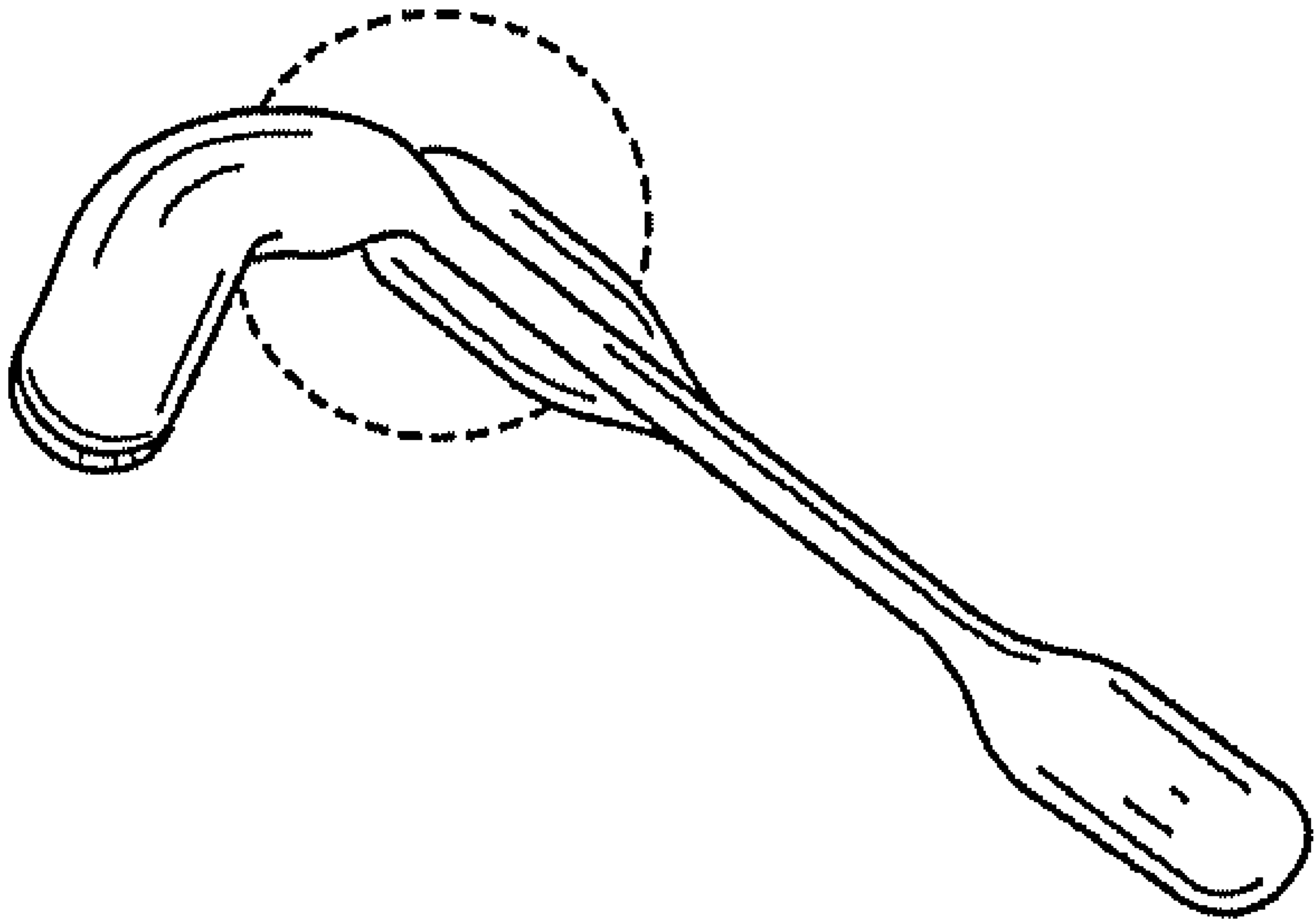


FIG. 6