



US00D614773S

(12) **United States Design Patent**
Lhuillery et al.

(10) **Patent No.:** **US D614,773 S**
(45) **Date of Patent:** **** Apr. 27, 2010**

(54) **BLOOD PRESSURE MONITOR**

6,908,005 B1 6/2005 Strube et al.
D510,711 S * 10/2005 Syme et al. D10/81

(75) Inventors: **David Lhuillery**, London (GB); **Andrew Clift**, London (GB)

(73) Assignee: **Kinetik Medical Devices, Ltd.**,
Kowloon (HK)

(Continued)

FOREIGN PATENT DOCUMENTS

(**) Term: **14 Years**

BE 894183 12/1982

(21) Appl. No.: **29/319,248**

(Continued)

(22) Filed: **Jun. 5, 2008**

OTHER PUBLICATIONS

(30) **Foreign Application Priority Data**

GB 0723971.8, Unpublished, co-pending application, 14 pages.

Dec. 7, 2007 (GB) 4005565

(Continued)

(51) **LOC (9) Cl.** **24-01**

(52) **U.S. Cl.** **D24/169**

(58) **Field of Classification Search** D24/107,
D24/158, 165-169, 186, 232; D10/57, 70,
D10/78, 81, 98, 104; D14/149, 151, 168,
D14/253, 341, 371, 374-375; 600/309, 316,
600/322, 365, 368, 490-491, 495, 500, 513,
600/549; 422/56-58, 61, 68.1, 102, 104;
435/16; 436/168-169, 183; 455/404.1;
379/428.4, 441, 446, 454-455

Primary Examiner—Philip S Hyder
Assistant Examiner—Susan E Krakower

(74) *Attorney, Agent, or Firm*—Sheridan Ross P.C.

See application file for complete search history.

(57) **CLAIM**

The ornamental design for a blood pressure monitor, as shown and described.

(56) **References Cited**

DESCRIPTION

U.S. PATENT DOCUMENTS

FIG. 1 is a front perspective view of a blood pressure monitor showing our new design;

FIG. 2 is a rear perspective view thereof;

FIG. 3 is an elevation view thereof as viewed from arrow 3 of FIG. 6;

FIG. 4 is an elevation view thereof as viewed from arrow 4 of FIG. 6;

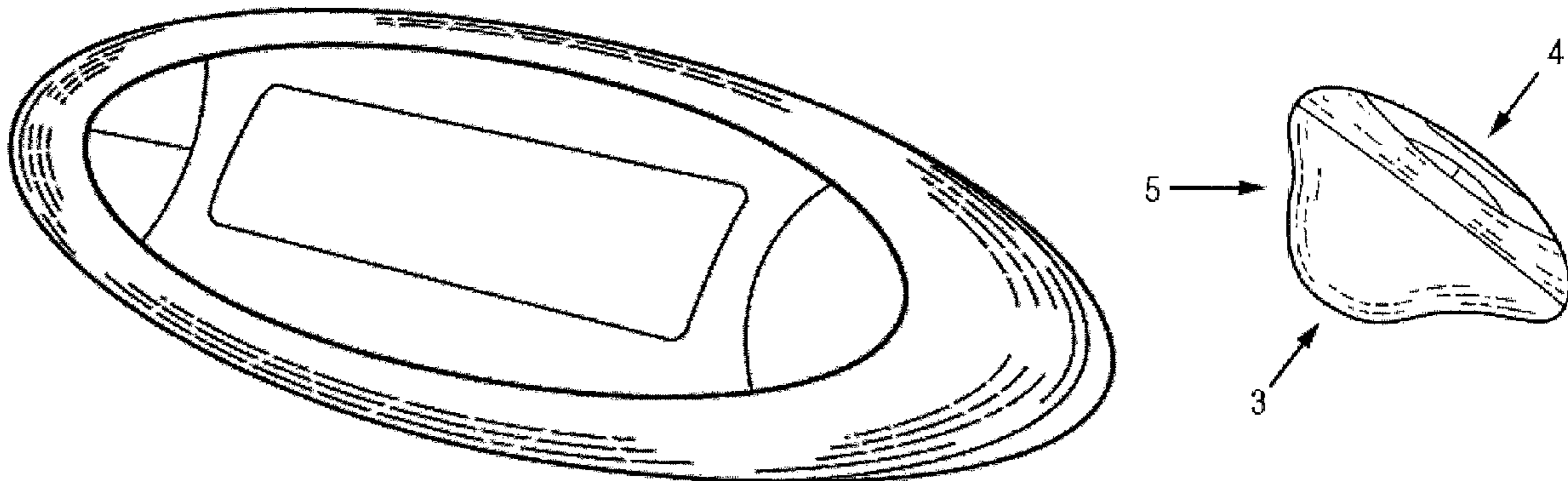
FIG. 5 is a plan view thereof as viewed from arrow 5 of FIG. 6;

FIG. 6 is a left elevation view thereof; and,

FIG. 7 is a right elevation view thereof.

3,557,779 A	1/1971	Weinstein	
4,248,242 A	2/1981	Tamm	
4,459,991 A	7/1984	Hatschek	
4,889,132 A	12/1989	Hutcheson et al.	
4,898,180 A	2/1990	Farrelly et al.	
5,335,665 A	8/1994	Suzuki	
5,810,736 A	9/1998	Pail	
5,931,791 A	8/1999	Saltzstein et al.	
6,344,025 B1	2/2002	Inagaki et al.	
D462,024 S *	8/2002	Nardo et al.	D10/81
D490,327 S	5/2004	Lussier et al.	
6,805,006 B2	10/2004	Guzman	
D503,353 S *	3/2005	Singer et al.	D10/81

1 Claim, 3 Drawing Sheets



US D614,773 S

Page 2

U.S. PATENT DOCUMENTS

7,072,791 B2 7/2006 Harima et al.
D545,226 S * 6/2007 Azuma et al. D10/70
D545,439 S * 6/2007 Draudt et al. D24/186
D546,216 S * 7/2007 Bolognesi et al. D10/81
D568,774 S * 5/2008 Kobayakawa D10/70
7,419,471 B2 9/2008 Sasagawa
7,422,367 B2 9/2008 Howansky
D586,673 S * 2/2009 Kobayakawa D10/70
2005/0187484 A1 8/2005 Sano et al.
2005/0240119 A1* 10/2005 Draudt et al. 600/583
2006/0111639 A1 5/2006 Su
2006/0229533 A1* 10/2006 Hoenes et al. 600/584
2007/0167845 A1 7/2007 Sasagawa
2008/0025150 A1 1/2008 Sandy et al.

FOREIGN PATENT DOCUMENTS

CH 624568 8/1981

EP 0465192 1/1992
EP 0705563 4/1996
JP 3085138 4/1991
JP 5056938 3/1993
JP 5137697 6/1993
JP 7039529 2/1995
JP 7067841 3/1995
JP 7088090 4/1995
JP 9038054 2/1997
JP 9038055 2/1997
JP 9308613 12/1997
JP 11056796 3/1999
JP 11056798 3/1999
WO WO 2007/049425 5/2007

OTHER PUBLICATIONS

UKIPO Search Report and Written Opinion for Application No. GB 0723971.8, dated Mar. 12, 2008.

* cited by examiner

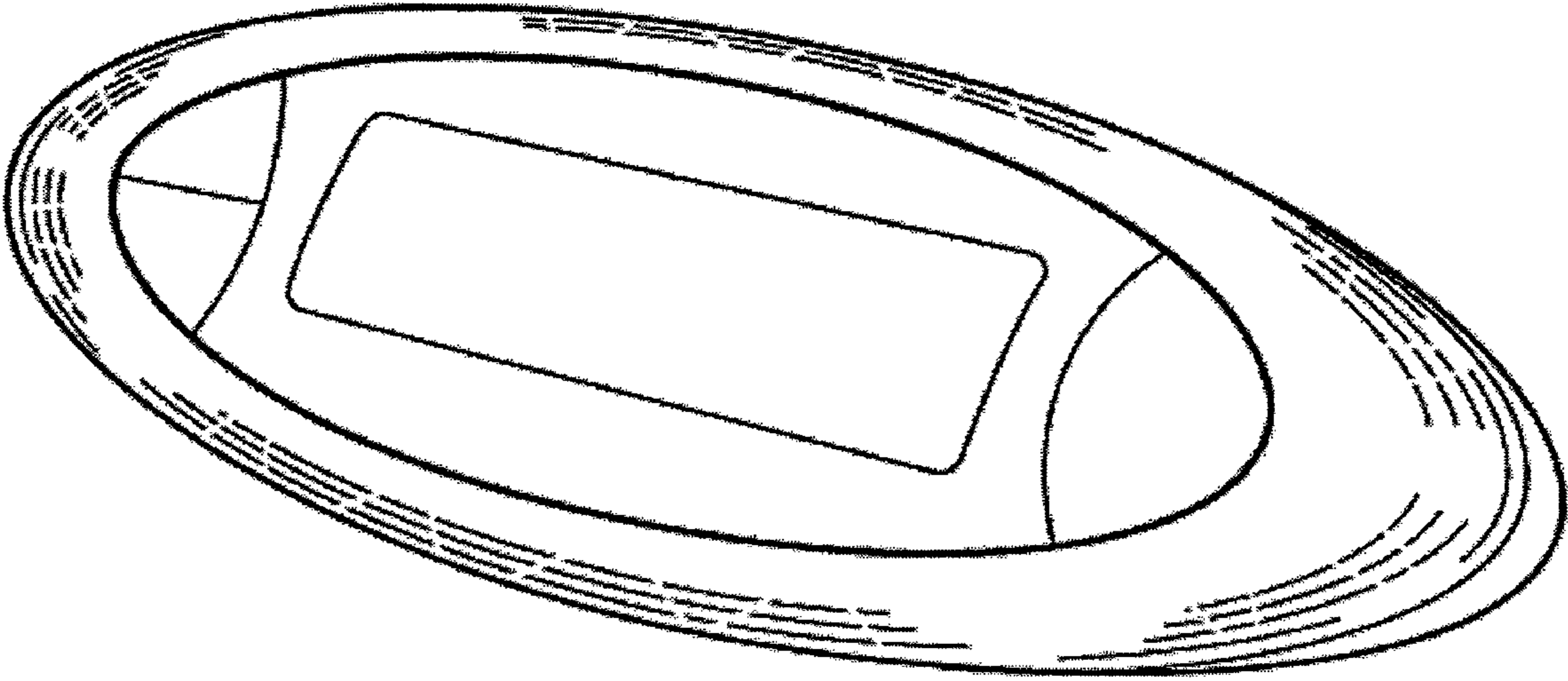


FIG. 1

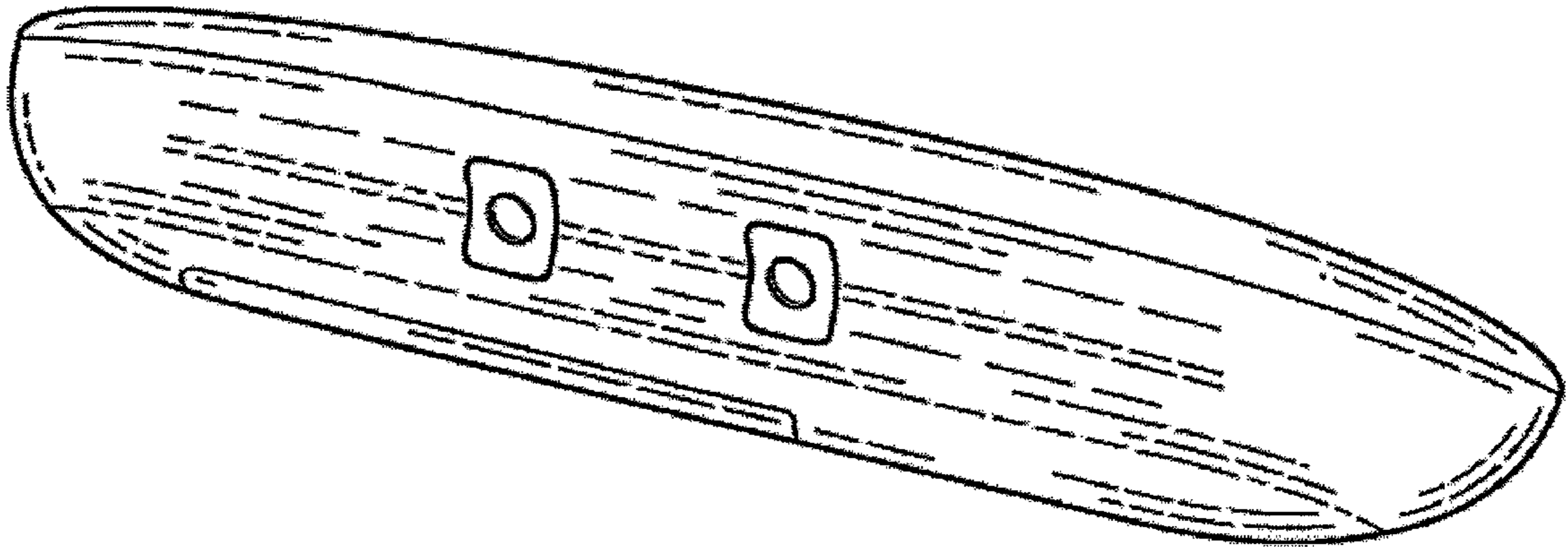


FIG. 2




FIG. 3




FIG. 4

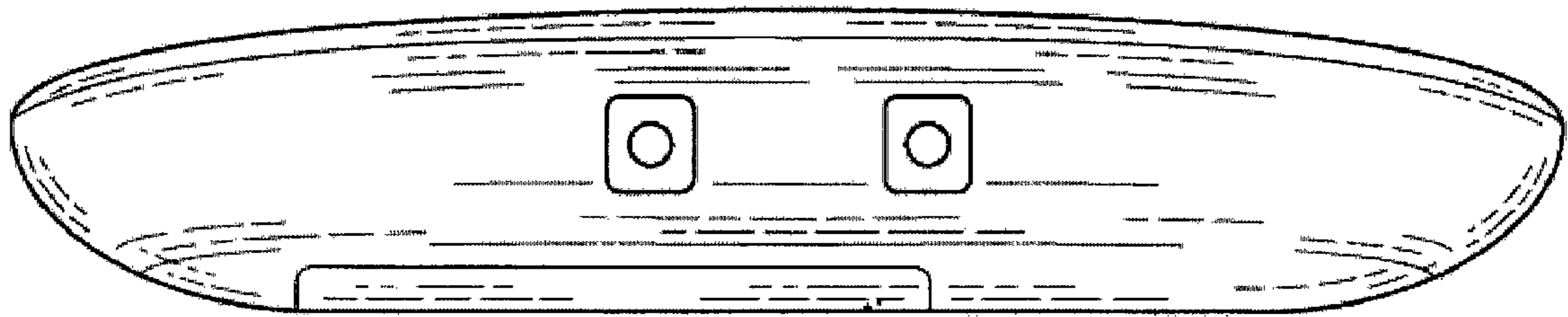


FIG. 5

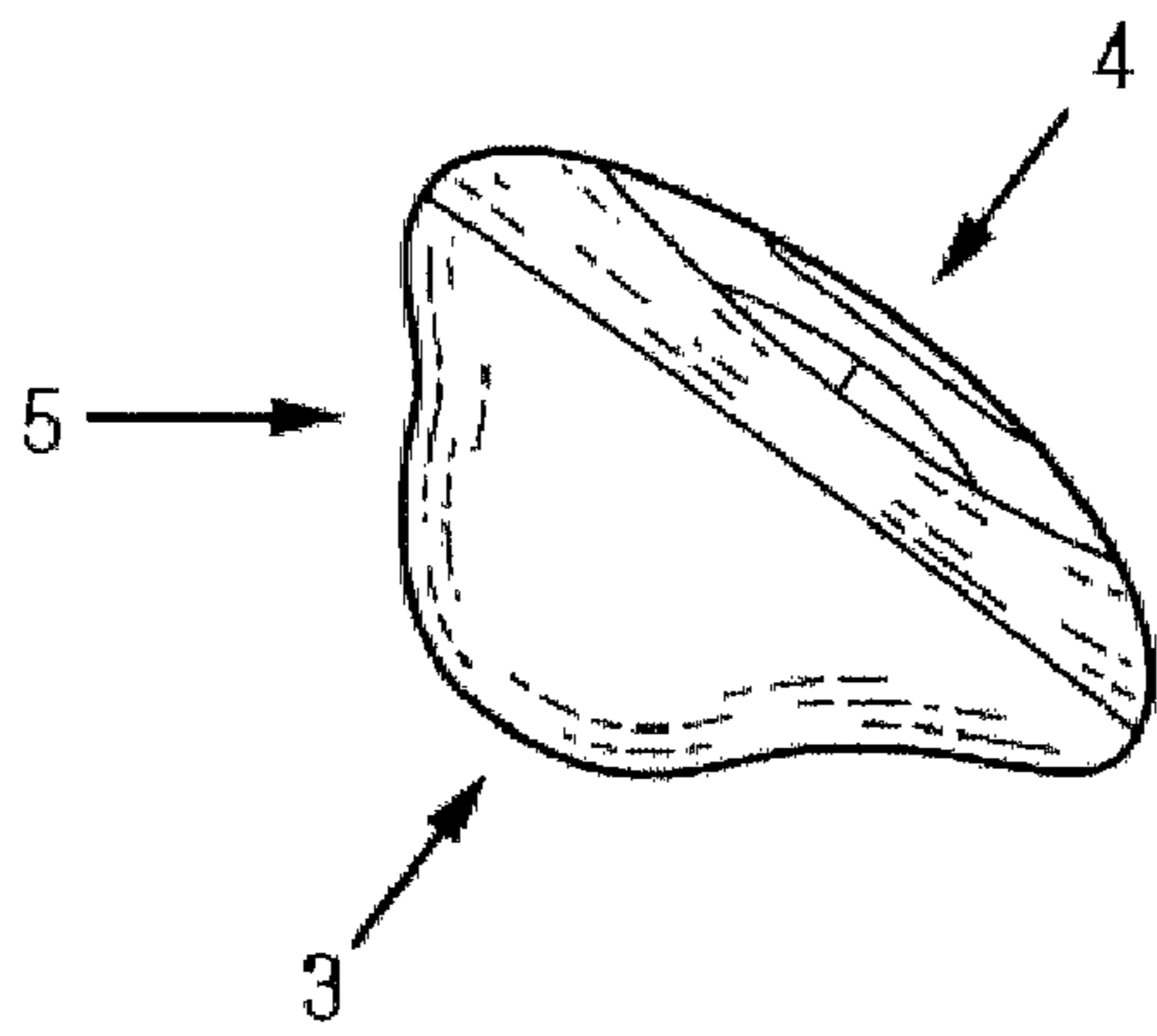


FIG. 6




FIG. 7