



US00D614772S

(12) **United States Design Patent**  
**Buchanan et al.**

(10) **Patent No.:** **US D614,772 S**

(45) **Date of Patent:** **\*\* Apr. 27, 2010**

(54) **DEFIBRILLATOR DISPLAY SHIELD**

D396,109 S \* 7/1998 Piche et al. .... D24/232

(75) Inventors: **Cathlene Buchanan**, Shoreline, WA (US); **Peter Wung**, Redmond, WA (US)

\* cited by examiner

*Primary Examiner*—T. Chase Nelson

*Assistant Examiner*—Anhdao Doan

(73) Assignee: **Physio-Control, Inc.**, Redmond, WA (US)

(74) *Attorney, Agent, or Firm*—Shumaker & Sieffert, P.A.

(\*\*) Term: **14 Years**

(57) **CLAIM**

(21) Appl. No.: **29/318,900**

What is claimed is an ornamental design for a defibrillator display shield, as shown and described herein.

(22) Filed: **May 30, 2008**

**DESCRIPTION**

(51) **LOC (9) Cl.** ..... **24-01**

FIG. 1 is a perspective view of a defibrillator display shield showing our new design;

(52) **U.S. Cl.** ..... **D24/167**

FIG. 2 is a front view of the display shield shown in FIG. 1;

(58) **Field of Classification Search** ..... D24/164–169, D24/186, 231, 232; 607/4–7; 600/519; D14/450; 345/32; 359/609

FIG. 3 is a side view of the display shield shown in FIG. 1;

FIG. 4 is a side view of the display shield shown in FIG. 1;

See application file for complete search history.

FIG. 5 is a top view of the display shield shown in FIG. 1; and,

FIG. 6 is a bottom view of the display shield shown in FIG. 1.

(56) **References Cited**

Broken lines in all drawing views are included for the purpose of illustrating portions of the defibrillator display shield that form no part of the claimed design.

**U.S. PATENT DOCUMENTS**

D297,766 S *	9/1988	Conlon	.....	D24/232
D305,648 S *	1/1990	Edington	.....	D14/450
D338,194 S *	8/1993	Hartwig	.....	D14/450
D360,199 S *	7/1995	Shu-Ying	.....	D14/450

**1 Claim, 4 Drawing Sheets**




FIG. 1

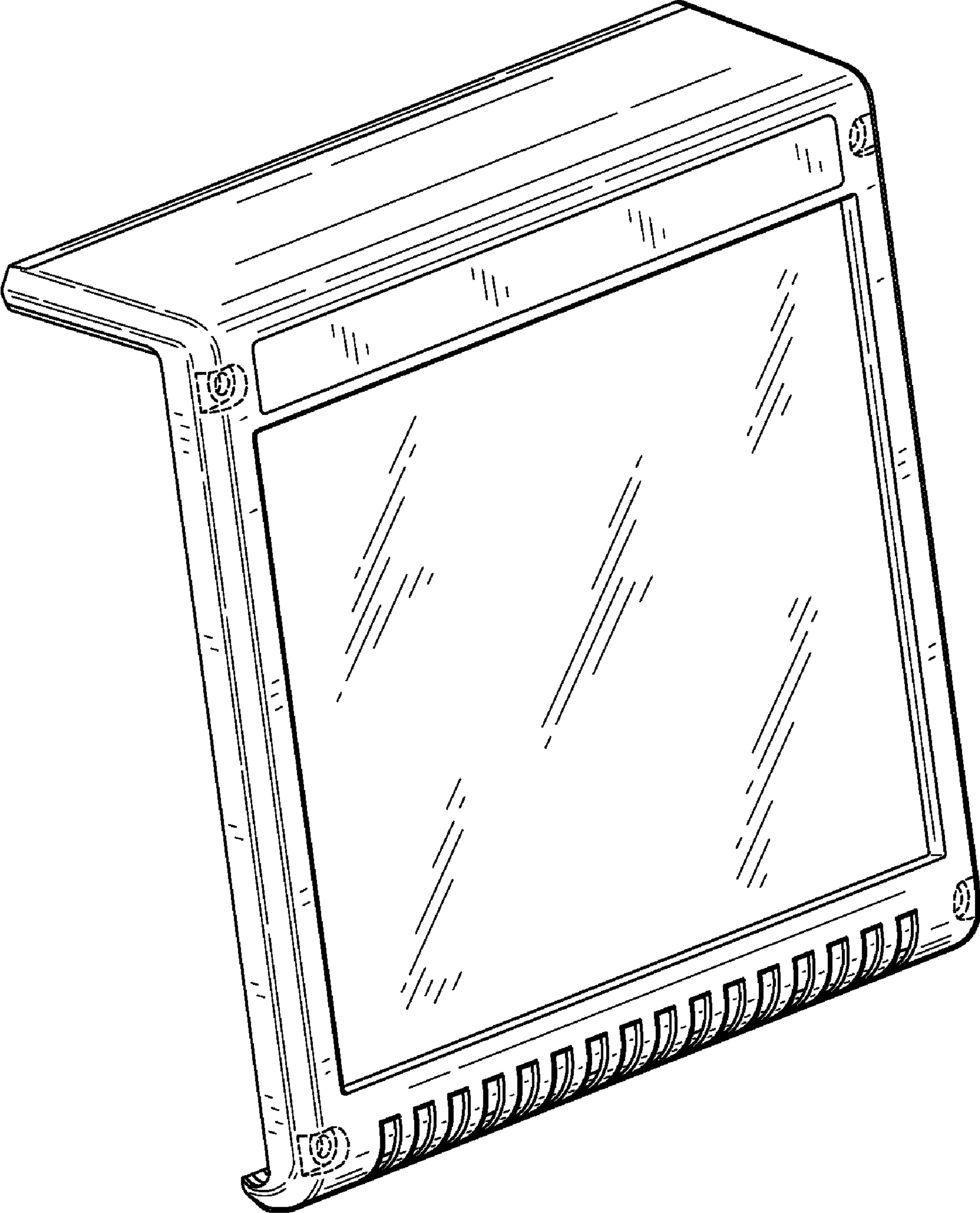


FIG. 2

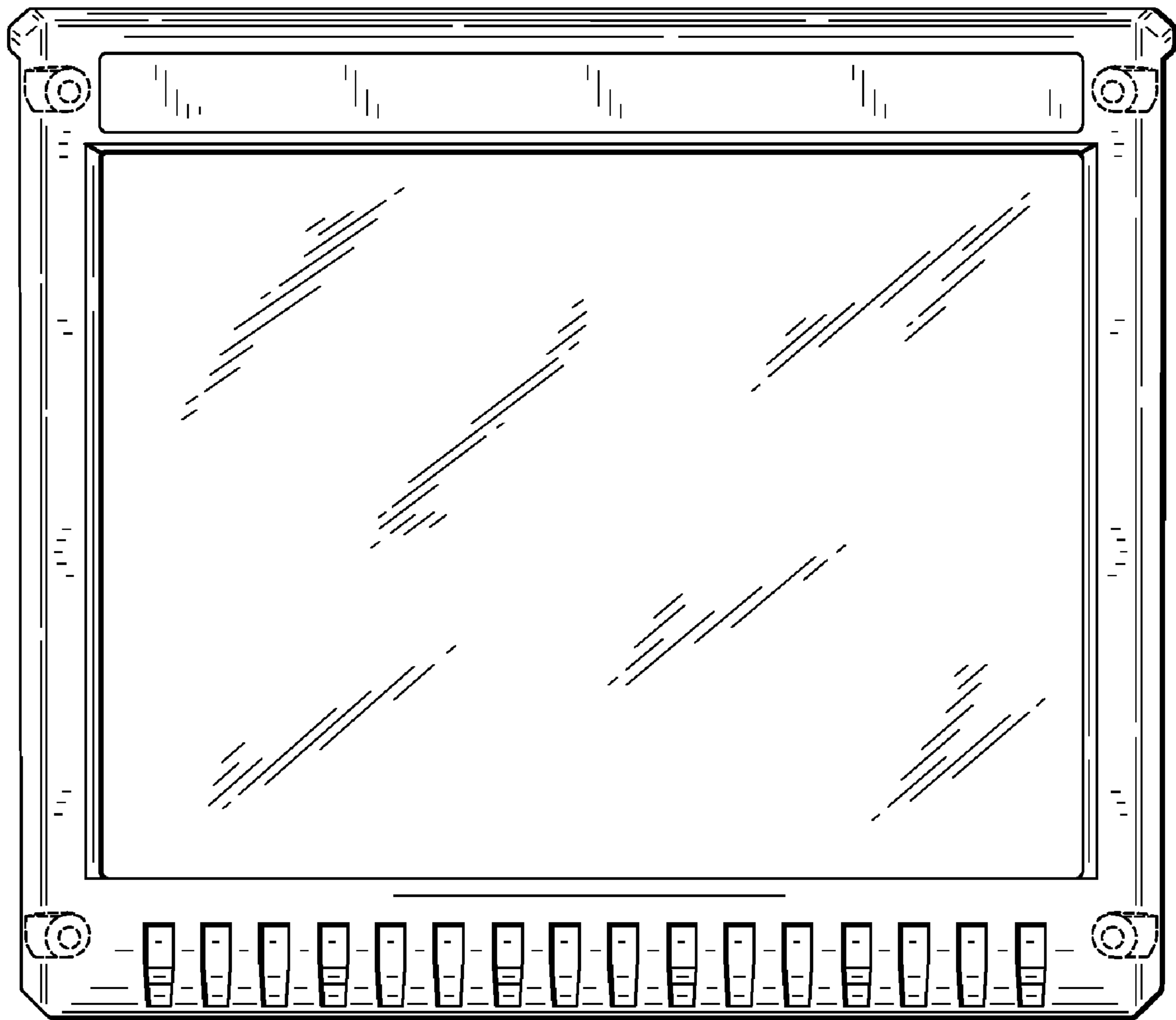


FIG. 3

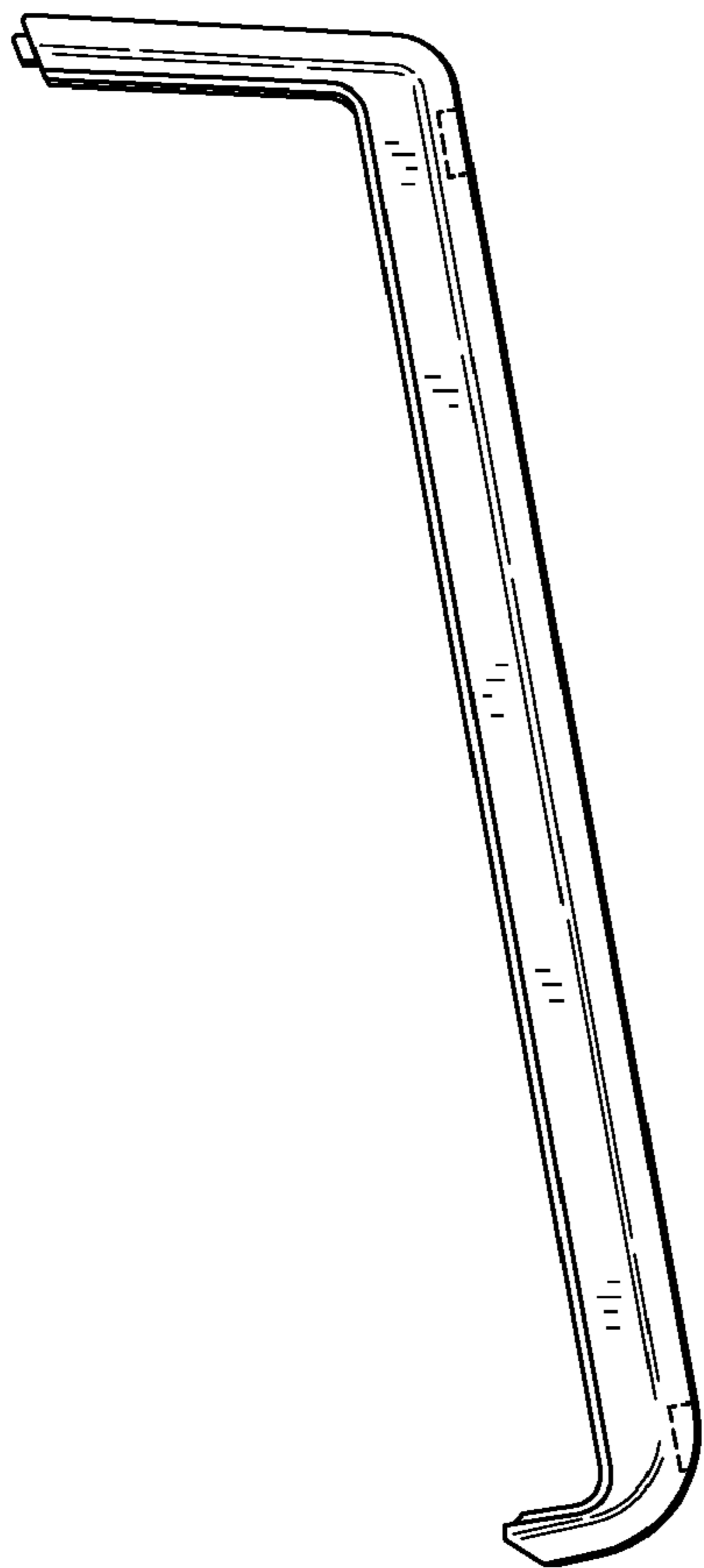


FIG. 4

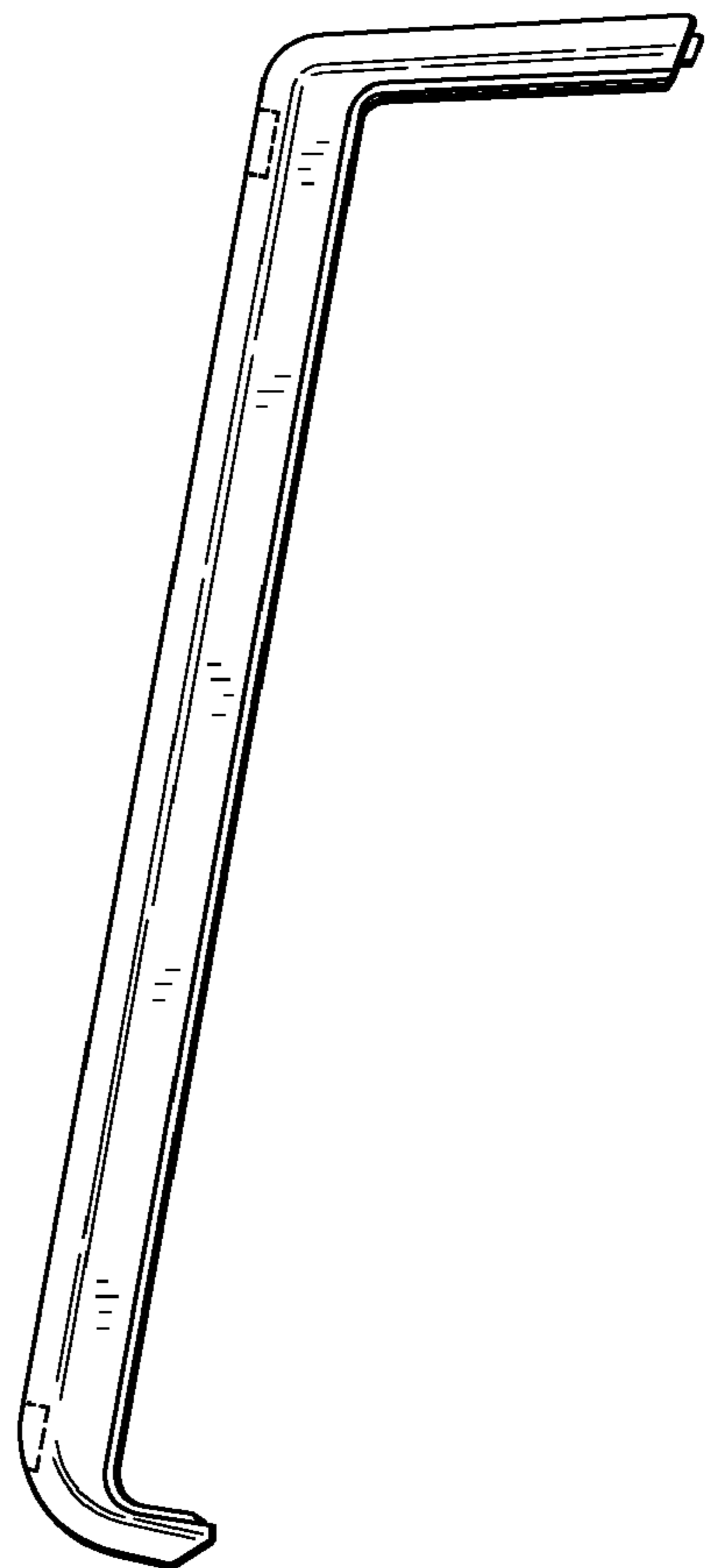


FIG. 5




FIG. 6

