



US00D614749S

(12) **United States Design Patent**
Hoernig et al.

(10) **Patent No.:** **US D614,749 S**
(45) **Date of Patent:** **** Apr. 27, 2010**

(54) **SHOWER SYSTEM**

(75) Inventors: **Victor Hoernig**, Lowell, IN (US);
Charles A. Patterson, Durango, CO
(US); **Geraint Krumpe**, Chicago, IL
(US); **Man Ki Yoo**, Skokie, IL (US)

(73) Assignee: **Masco Bath Corporation**, Moorestown,
NJ (US)

(**) Term: **14 Years**

(21) Appl. No.: **29/341,844**

(22) Filed: **Aug. 13, 2009**

(51) **LOC (9) Cl.** **23-02**

(52) **U.S. Cl.** **D23/283; D6/355**

(58) **Field of Classification Search** D23/275–277,
D23/280.1–280.2, 283, 304–306, 273, 303;
4/548, 552, 555, 576.1, 577.1, 578.1, 596,
4/614, 663, 538; D6/355, 362

See application file for complete search history.

(56) **References Cited**

U.S. PATENT DOCUMENTS

- 1,076,808 A 10/1913 Arburg
- 1,197,657 A 9/1916 Orofino
- 1,781,325 A 11/1930 Dowling
- 2,048,909 A 7/1936 Woodworth
- 2,052,629 A 9/1936 Hodgson
- 2,237,076 A 4/1941 Kenney et al.
- 2,529,568 A 11/1950 O'Hara
- 2,678,083 A 5/1954 Dall et al.
- 3,334,358 A 8/1967 McPherson
- 3,443,266 A 5/1969 Mongerson et al.
- D226,853 S 5/1973 Korol
- 3,967,323 A 7/1976 Serio
- D252,942 S * 9/1979 Fairchild D23/283
- 4,168,549 A 9/1979 Davies
- 4,384,376 A 5/1983 Shrode
- 4,400,835 A 8/1983 Richter
- 4,495,666 A 1/1985 Herman, Jr.
- 4,541,131 A 9/1985 Sussman
- 4,646,491 A 3/1987 Munch

- 4,680,817 A 7/1987 Sloan et al.
- 4,876,751 A 10/1989 Van Meter
- 4,897,889 A 2/1990 Baus
- 4,905,327 A 3/1990 Boubilil
- 4,987,619 A * 1/1991 Smith 4/614
- 5,056,169 A 10/1991 Roguebrune
- 5,185,892 A 2/1993 Mitchell
- 5,446,929 A 9/1995 Sills et al.
- 5,463,780 A 11/1995 McAllister et al.
- D380,528 S 7/1997 D'Andrea

(Continued)

FOREIGN PATENT DOCUMENTS

WO WO2006/015435 A1 2/2006

Primary Examiner—Robert A Delehanty
(74) *Attorney, Agent, or Firm*—Nirav D. Parikh; Edgar A. Zarins

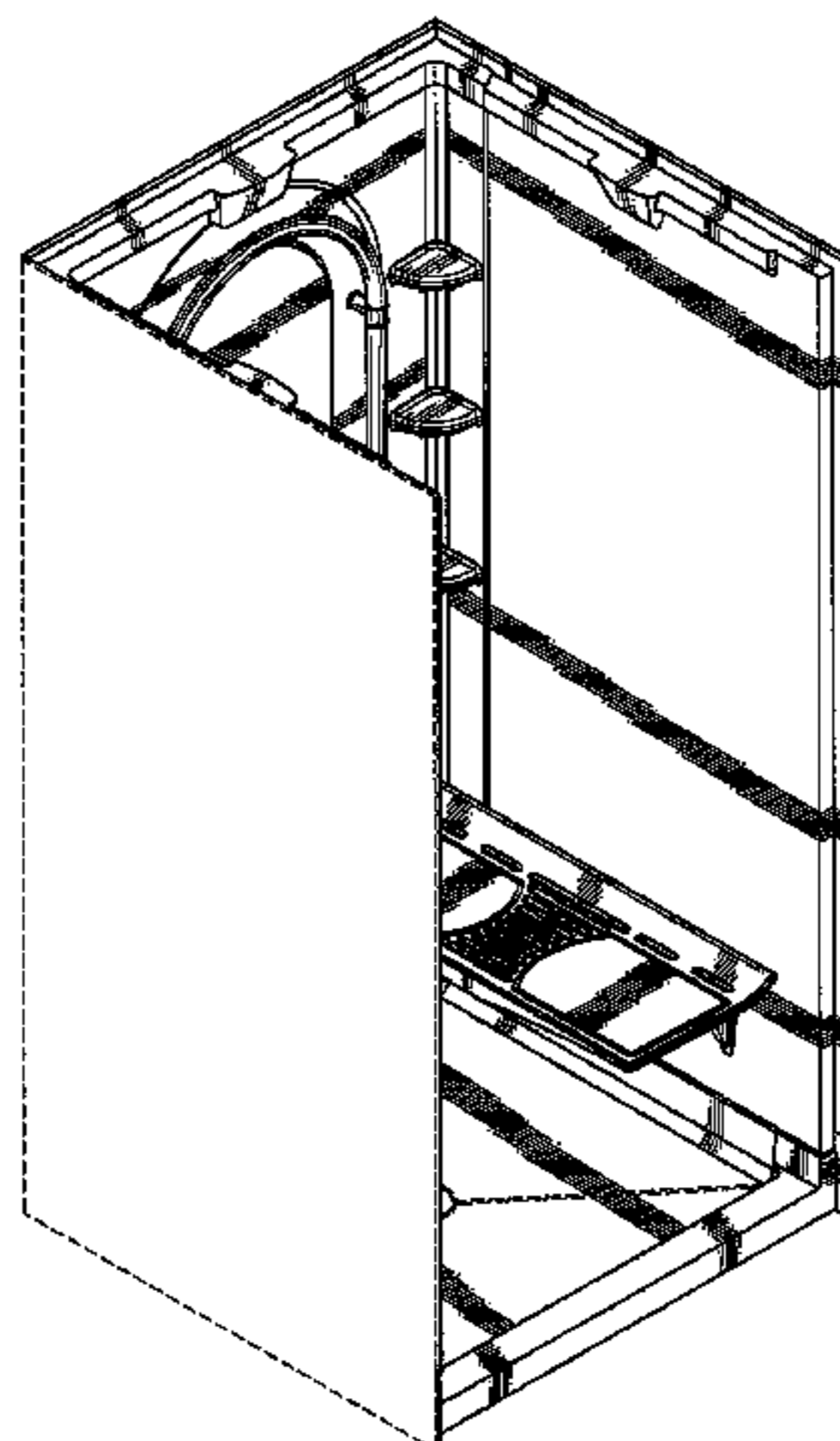
(57) **CLAIM**

The ornamental design for a shower system, as shown and described.

DESCRIPTION

FIG. 1 is a front/left side perspective view of a shower system; FIG. 2 is a front/right side perspective view of the shower system of FIG. 1; FIG. 3 is a front elevation view of the shower system of FIG. 1; and, FIG. 4 is a top plan view of the shower system of FIG. 1. The broken lines are for illustrative purposes only and form no part of the claimed design.

1 Claim, 3 Drawing Sheets



US D614,749 S

Page 2

U.S. PATENT DOCUMENTS

D383,198 S	9/1997	Jacuzzi et al.	7,155,757 B1	1/2007	Zamora, Jr.
5,671,489 A *	9/1997	Salach 4/614	D561,307 S	2/2008	Breymaier et al.
5,720,056 A	2/1998	Aymes	D566,251 S	4/2008	Bates
D405,517 S	2/1999	Eeckhoudt	D570,967 S	6/2008	Hood
6,088,847 A	7/2000	Burrow	D572,805 S	7/2008	Daikubara et al.
6,094,757 A	8/2000	Torres	D573,238 S	7/2008	Patterson et al.
6,109,189 A	8/2000	Tarver	7,392,551 B2	7/2008	Lanius
6,226,810 B1	5/2001	Weddendorf et al.	7,392,553 B2	7/2008	Uhl et al.
D444,866 S	7/2001	Paredes	D578,185 S	10/2008	Biagi et al.
6,360,380 B1	3/2002	Swart et al.	D578,186 S	10/2008	Biagi et al.
6,408,456 B1	6/2002	Fike et al.	D578,187 S	10/2008	Biagi et al.
6,618,871 B2	9/2003	Kopacz et al.	D578,623 S	10/2008	Biagi et al.
6,643,861 B2	11/2003	Sherlock et al.	D578,624 S	10/2008	Biagi et al.
6,807,689 B1	10/2004	Royko et al.	D580,026 S	11/2008	Biagi et al.
6,893,704 B1	5/2005	van der Loo	D588,237 S	3/2009	Patterson et al.
6,912,740 B2	7/2005	Fainberg	D591,521 S *	5/2009	Luxton et al. D6/362
6,915,535 B2	7/2005	Sieger et al.	2005/0102746 A1	5/2005	Wright et al.
6,938,868 B2	9/2005	Pence	2005/0246830 A1	11/2005	Galyean, Jr. et al.
7,007,315 B2	3/2006	Stonecipher	2006/0236452 A1	10/2006	Polimeno
D522,636 S	6/2006	Lanius	2007/0067903 A1	3/2007	Hatrick-Smith
D527,084 S	8/2006	Helmetsie	2007/0199263 A1	8/2007	Kern et al.
7,121,620 B1	10/2006	Fang	2008/0190048 A1	8/2008	Kitakado
			2009/0100592 A1	4/2009	Biagi et al.

* cited by examiner

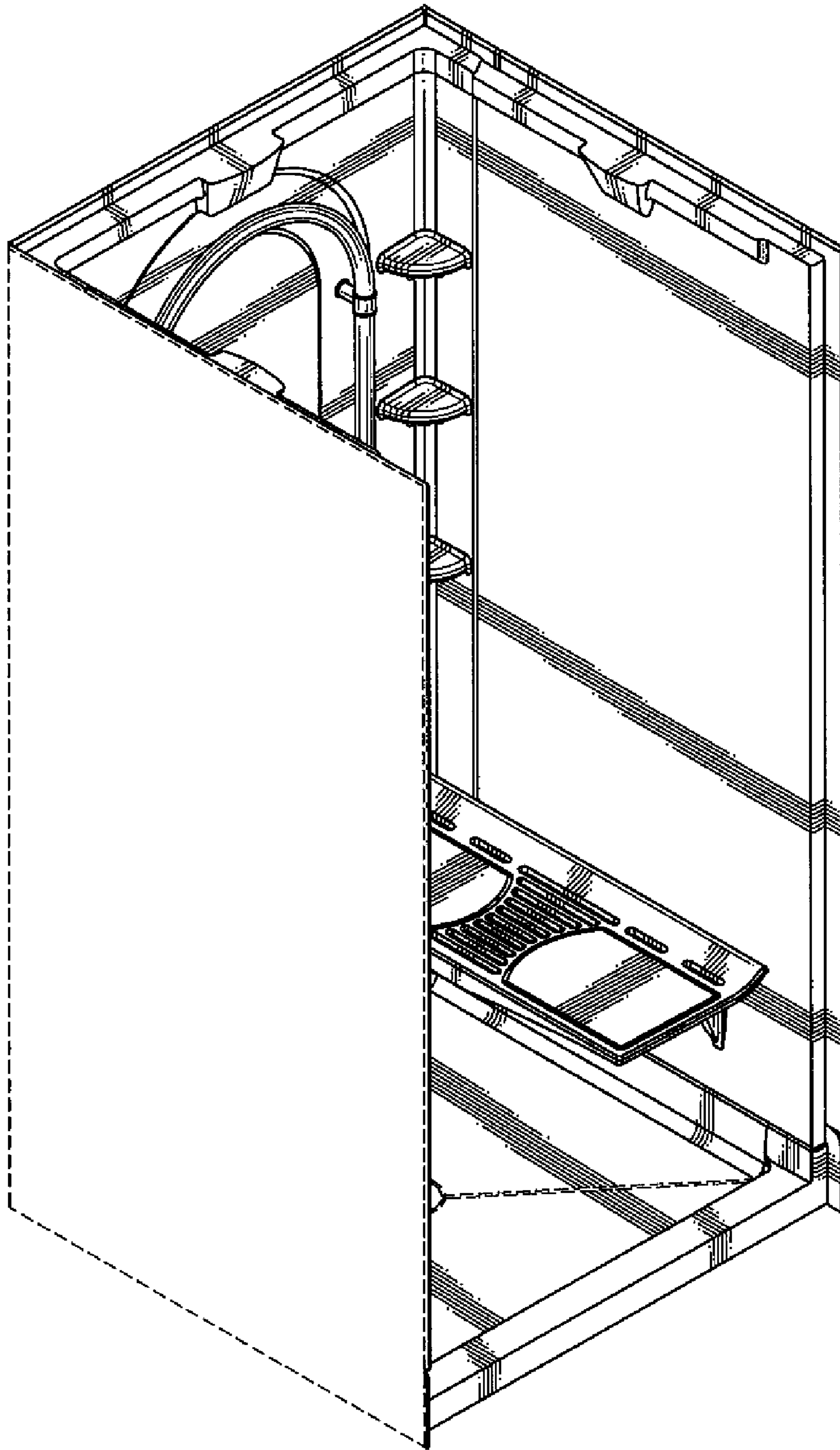


FIG. 1

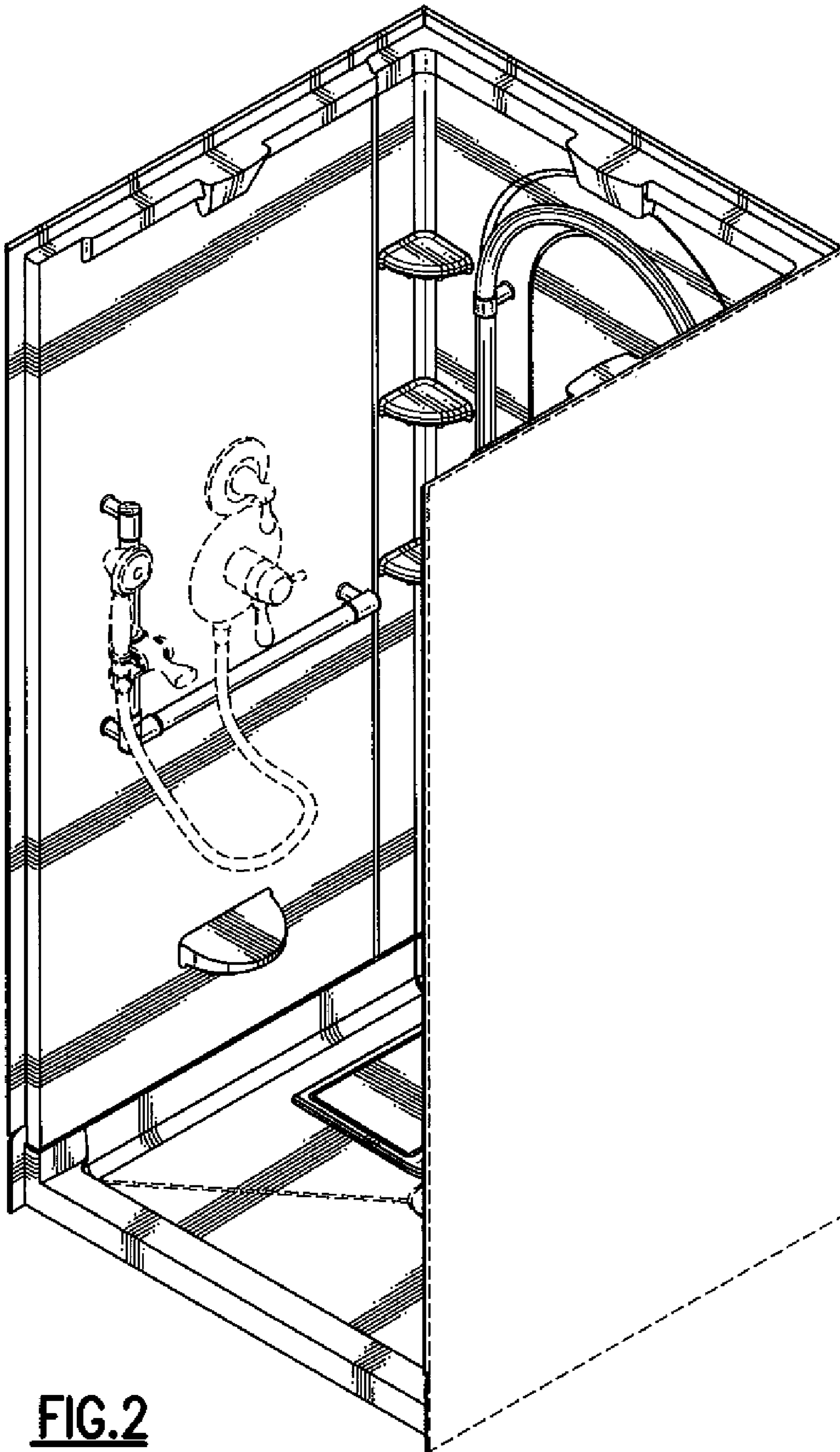


FIG.2

FIG.3

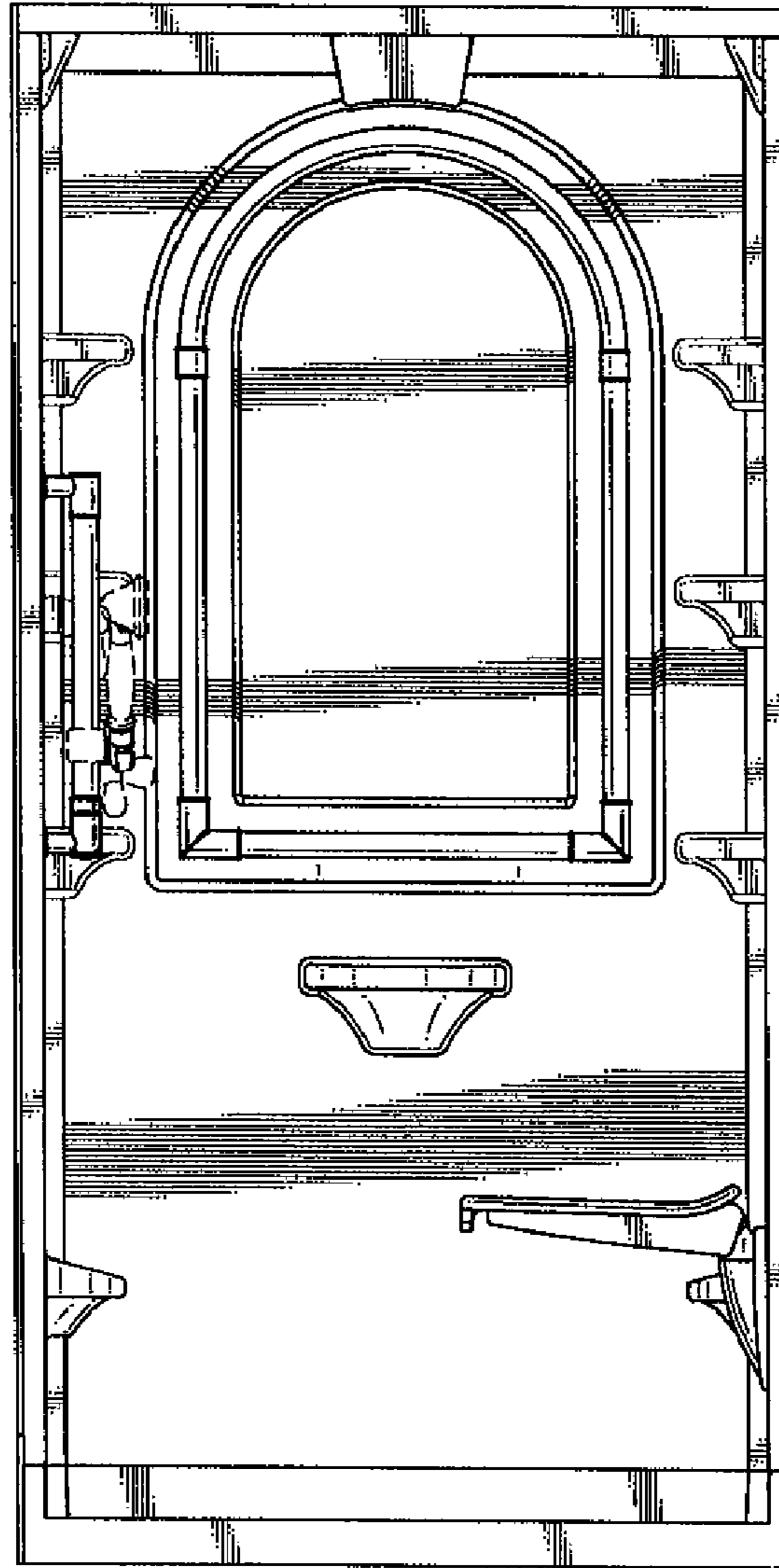


FIG.4

