



US00D614738S

(12) **United States Design Patent**  
**Lebrun**

(10) **Patent No.:** **US D614,738 S**

(45) **Date of Patent:** **\*\* Apr. 27, 2010**

(54) **BATHTUB**

(75) Inventor: **Nicolas Lebrun**, Quebec (CA)

(73) Assignee: **Maax Bath Inc.**, Lachine, Quebec (CA)

(\*\*) Term: **14 Years**

(21) Appl. No.: **29/335,877**

(22) Filed: **Apr. 23, 2009**

(51) **LOC (9) Cl.** ..... **23-02**

(52) **U.S. Cl.** ..... **D23/277**

(58) **Field of Classification Search** ..... D23/277,  
D23/280.1–280.3, 304; 4/538; D24/204–205

See application file for complete search history.

(56) **References Cited**

**U.S. PATENT DOCUMENTS**

D473,634 S \* 4/2003 Foster ..... D23/277

D510,615 S \* 10/2005 Matthews et al. .... D23/280.1

D566,247 S \* 4/2008 Cunningham ..... D23/280.1

\* cited by examiner

*Primary Examiner*—Robert A Delehanty

(74) *Attorney, Agent, or Firm*—Porzio, Bromberg & Newman, P.C.

(57) **CLAIM**

I claim, the ornamental design for a bathtub, as shown and described.

**DESCRIPTION**

FIG. 1 is a top plan elevational view, showing my new design;

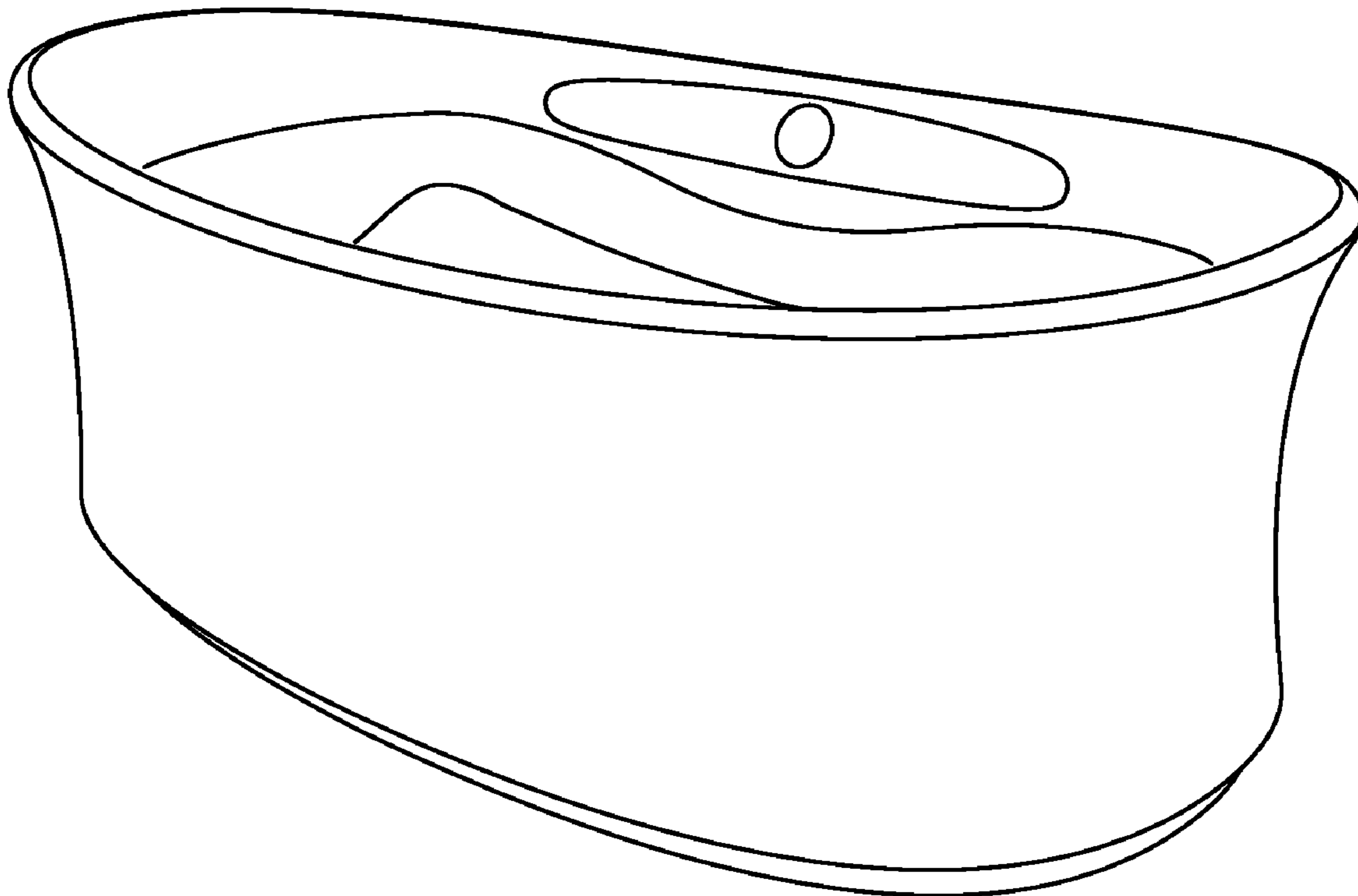
FIG. 2 is a front elevational view of the bathtub shown in FIG. 1;

FIG. 3 is a right side elevational view of the bathtub shown in FIG. 1, the left side being a mirror image thereof;

FIG. 4 is a front perspective view of the bathtub shown in FIG. 1; and,

FIG. 5 is a rear elevational view of the bathtub shown in FIG. 1.

**1 Claim, 5 Drawing Sheets**



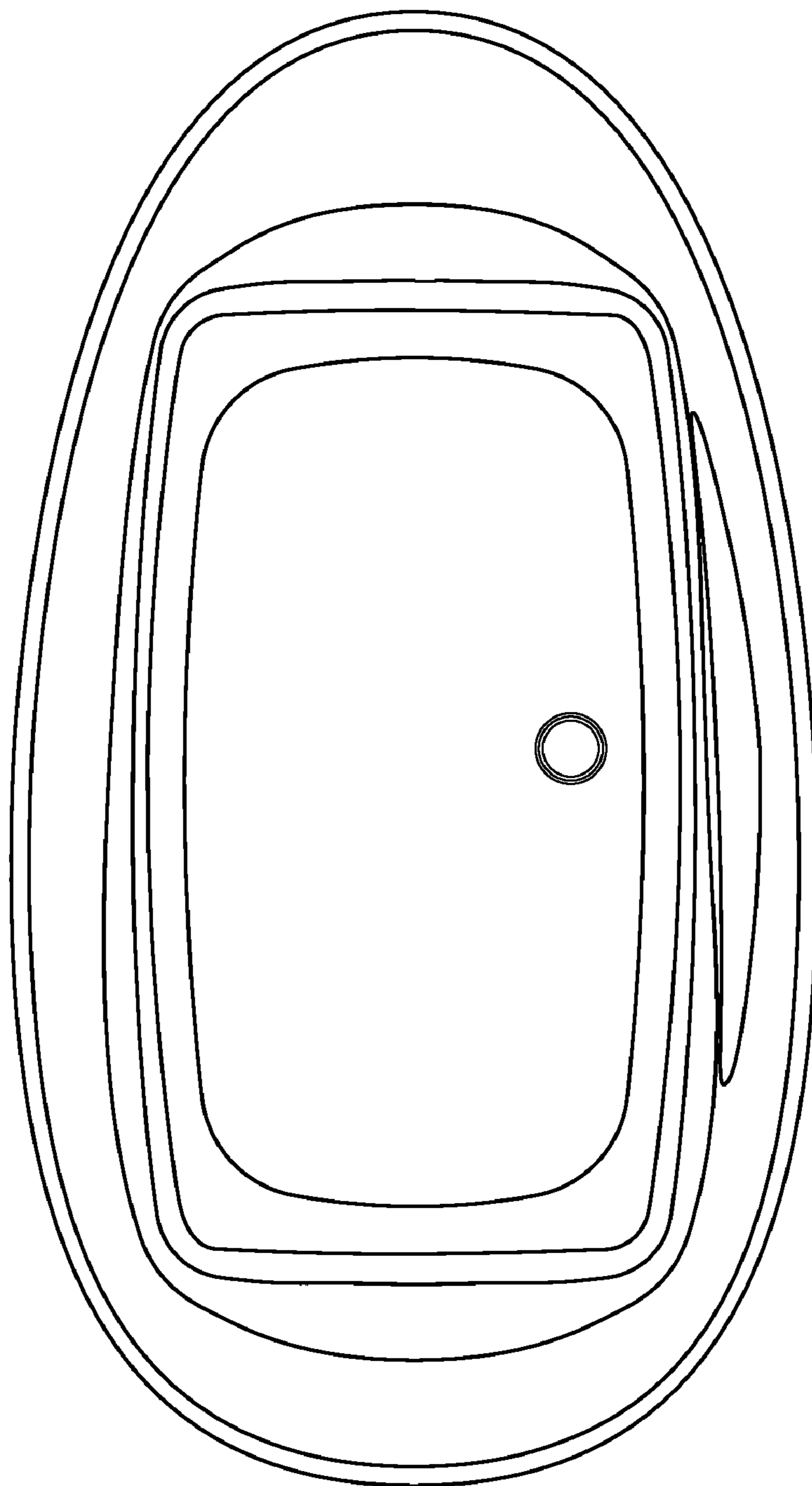


Fig. 1




Fig. 2




Fig. 3

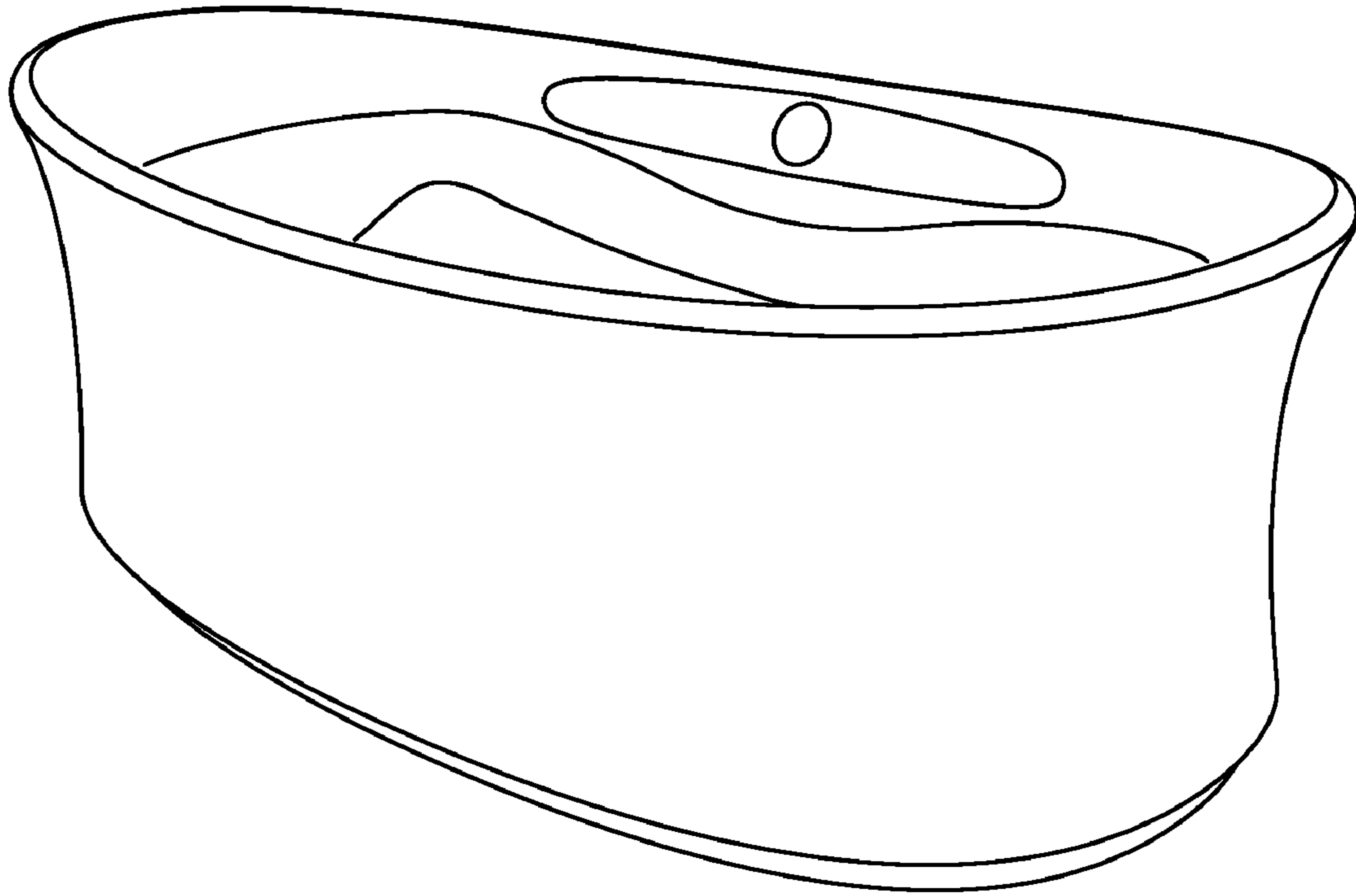


Fig. 4




Fig. 5