



US00D614723S

(12) **United States Design Patent**
Bentley

(10) **Patent No.:** **US D614,723 S**

(45) **Date of Patent:** **** Apr. 27, 2010**

(54) **FORE END STOCK FOR A FIREARM**

(75) Inventor: **James K. Bentley**, Paso Robles, CA
(US)

(73) Assignee: **Blackhawk Industries Product Group**
Unlimited LLC, Norfolk, VA (US)

(**) Term: **14 Years**

(21) Appl. No.: **29/289,533**

(22) Filed: **Jul. 24, 2007**

(51) **LOC (9) Cl.** **22-01**

(52) **U.S. Cl.** **D22/109**

(58) **Field of Classification Search** D22/100,
D22/108, 109, 110, 199; 42/11, 72, 75.02,
42/71.01, 85, 90, 106, 114, 113, 116, 119,
42/124, 125, 127, 145, 128; 248/201, 205.1
See application file for complete search history.

(56) **References Cited**

U.S. PATENT DOCUMENTS

D508,726 S *	8/2005	Storch	D22/108
D511,365 S *	11/2005	Ding	D22/110
D516,157 S *	2/2006	Ding	D22/110
D544,564 S *	6/2007	Swan	D22/108
7,231,861 B1 *	6/2007	Gauny et al.	89/1.4
D556,289 S *	11/2007	Yu	D22/108
2005/0183310 A1 *	8/2005	Finn	42/49.01
2005/0241206 A1 *	11/2005	Teetzel et al.	42/72
2005/0262752 A1 *	12/2005	Robinson et al.	42/71.01
2006/0026883 A1 *	2/2006	Hochstrate et al.	42/75.01
2006/0048424 A1 *	3/2006	Weir	42/69.01

2006/0075674 A1 *	4/2006	Ding	42/124
2006/0156606 A1 *	7/2006	Robinson et al.	42/7
2006/0162227 A1 *	7/2006	Samson	42/148
2006/0254111 A1 *	11/2006	Giauque et al.	42/72
2007/0199435 A1 *	8/2007	Hochstrate et al.	89/191.02

* cited by examiner

Primary Examiner—T. Chase Nelson

Assistant Examiner—Michael A Pratt

(74) *Attorney, Agent, or Firm*—Bowman Green Hampton & Kelly, PLLC

(57) **CLAIM**

I claim the ornamental design for a fore end stock for a firearm, as shown and described.

DESCRIPTION

FIG. 1 is a right side elevational view of the fore end stock for a firearm, showing my new design;

FIG. 2 is a left side elevational view thereof;

FIG. 3 is a bottom plan view thereof;

FIG. 4 is a top plan view thereof;

FIG. 5 is a front elevational view thereof;

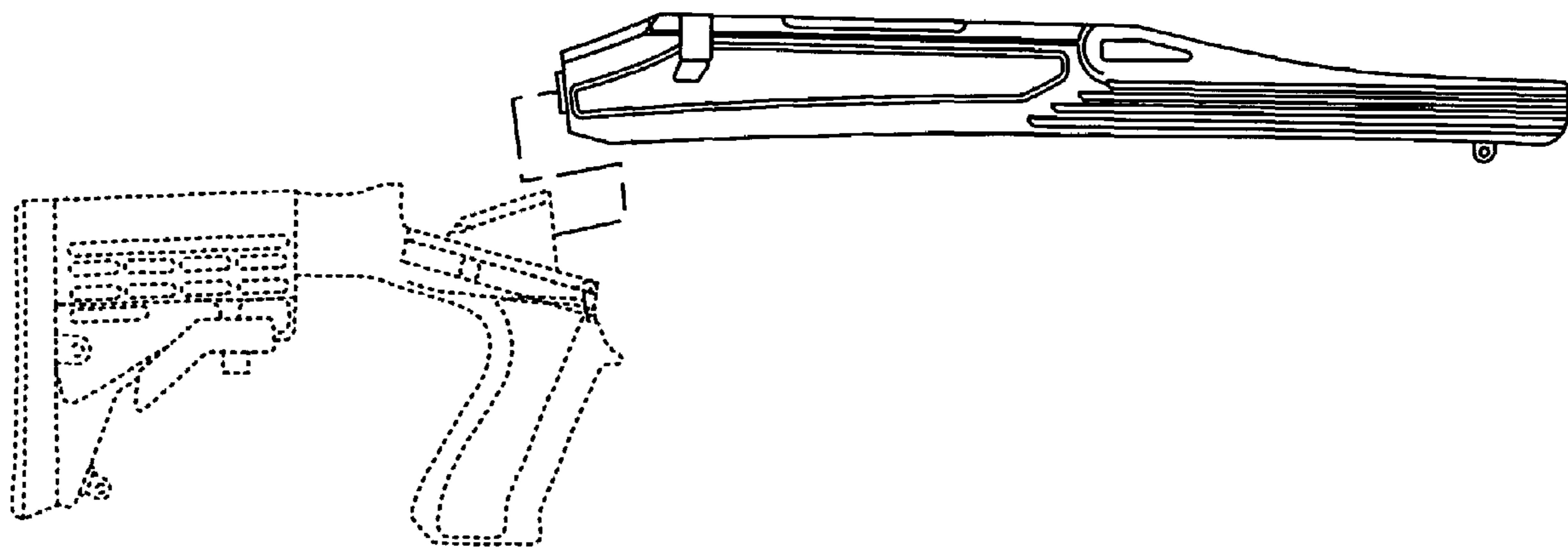
FIG. 6 is a rear elevational view thereof;

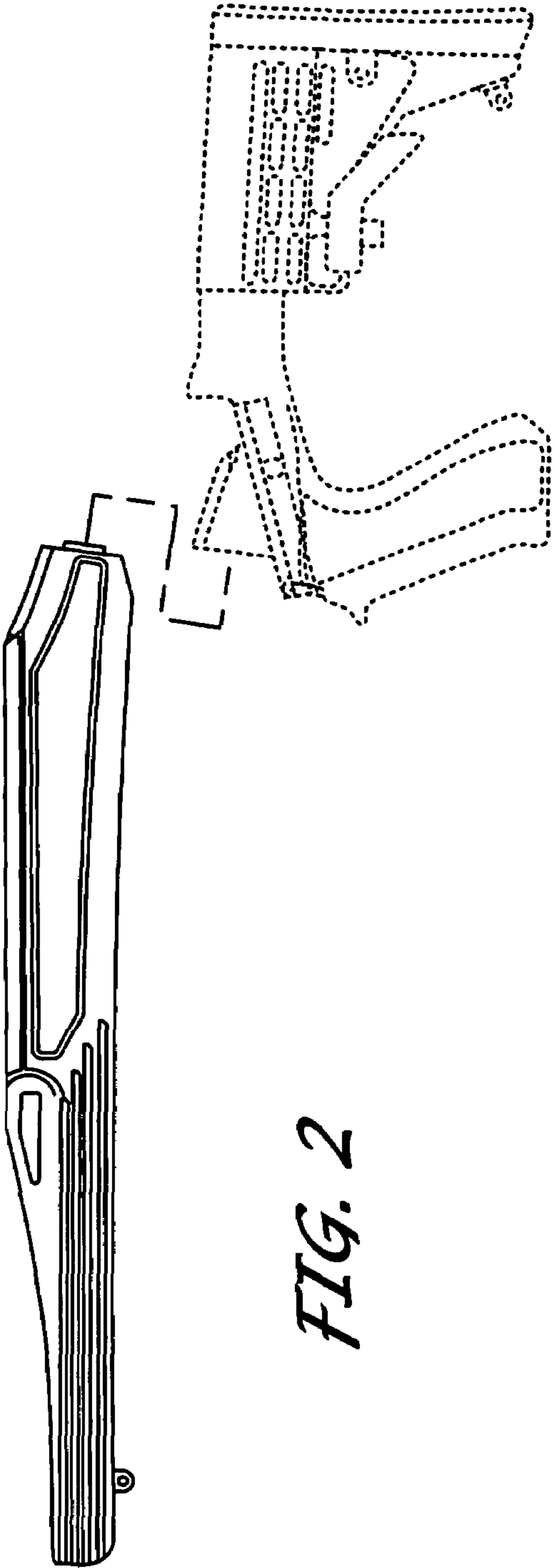
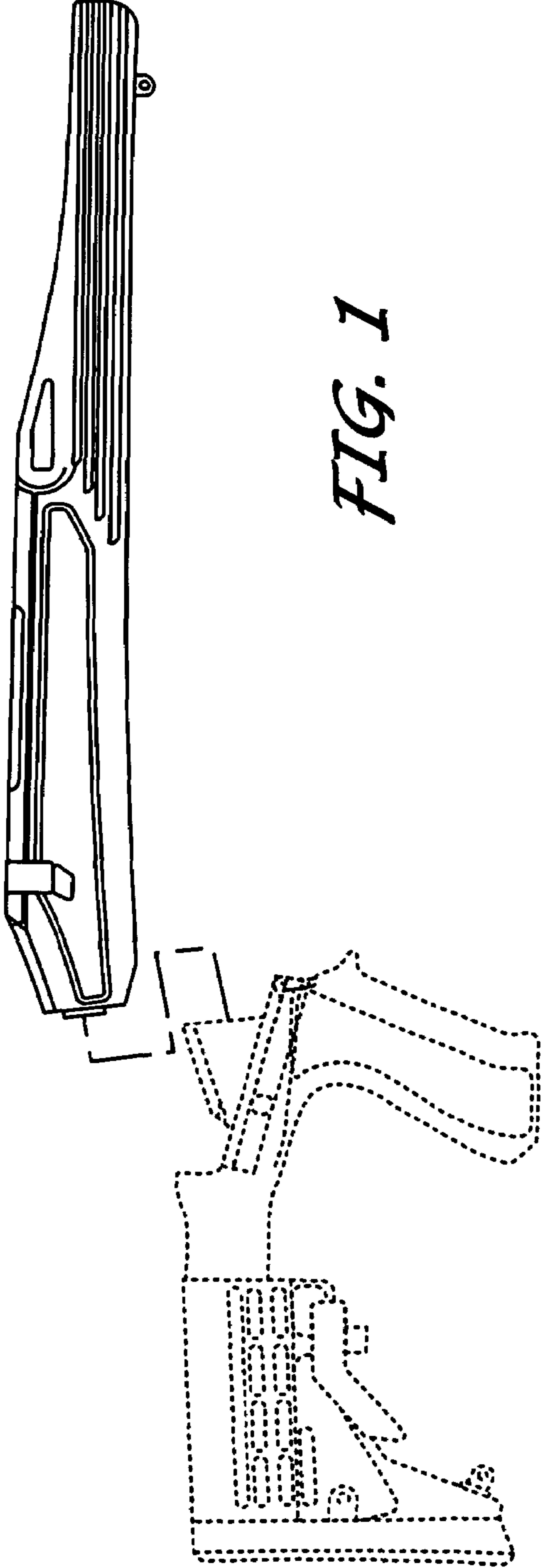
FIG. 7 is a rear perspective view thereof; and,

FIG. 8 is a rear perspective view showing a first alternative embodiment thereof.

The broken lines depict environmental structure that forms no part of the claimed design.

1 Claim, 3 Drawing Sheets





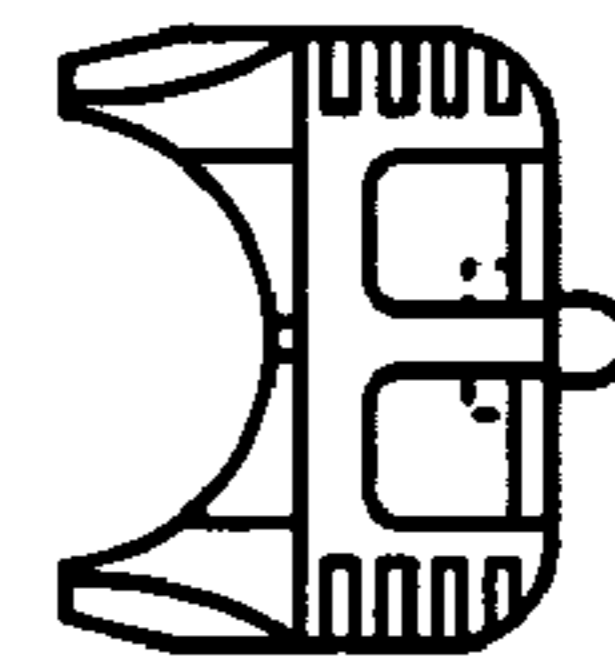
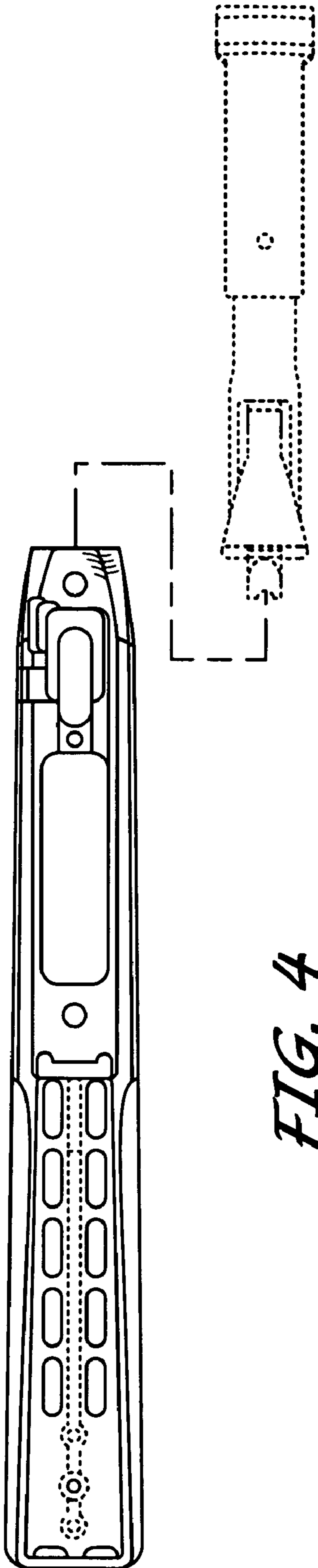
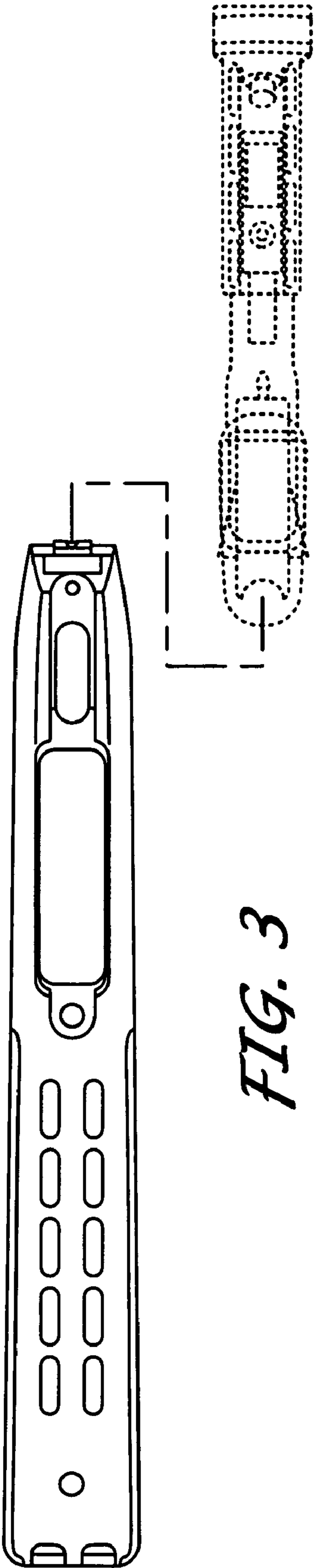


FIG. 5

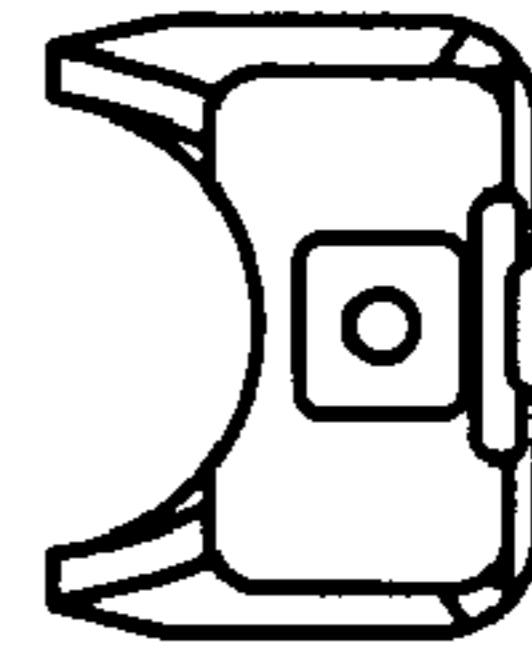


FIG. 6

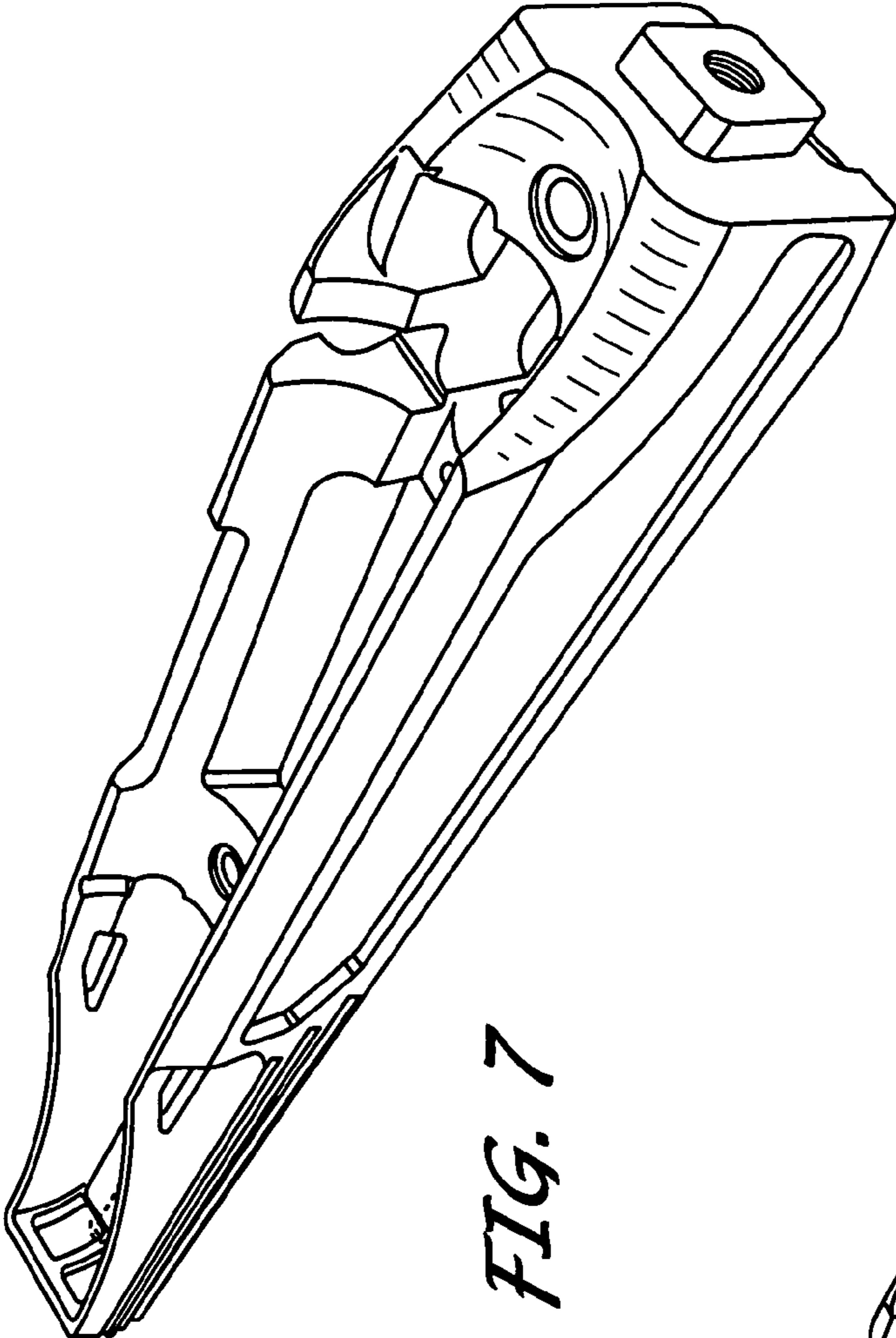


FIG. 7

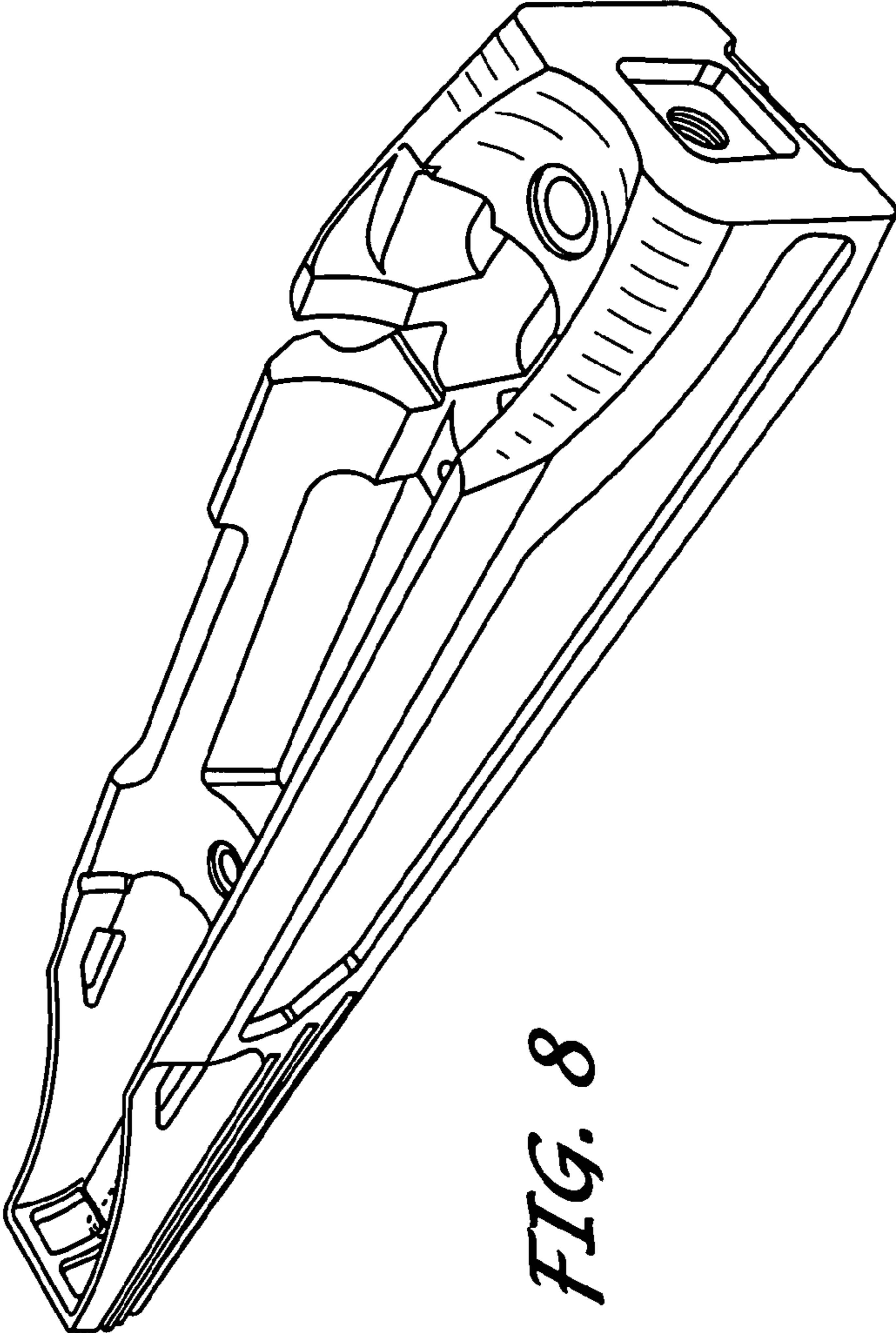


FIG. 8