



US00D614715S

(12) **United States Design Patent**
Mann

(10) **Patent No.:** **US D614,715 S**
(45) **Date of Patent:** **** Apr. 27, 2010**

(54) **TRAMPOLINE SURROUNDING**

(75) Inventor: **Miles Mann**, Ludlow (GB)

(73) Assignee: **Tube Plastics Limited**, Worcestershire (GB)

(**) Term: **14 Years**

(21) Appl. No.: **29/322,545**

(22) Filed: **Aug. 6, 2008**

(51) **LOC (9) Cl.** **21-02**

(52) **U.S. Cl.** **D21/797**

(58) **Field of Classification Search** D21/662,
D21/672, 797; 482/27, 28, 29; 160/135
See application file for complete search history.

(56) **References Cited**

U.S. PATENT DOCUMENTS

5,941,798	A *	8/1999	Coan et al.	482/27
6,053,845	A *	4/2000	Publicover et al.	482/35
6,261,207	B1 *	7/2001	Publicover et al.	482/27
6,336,893	B1 *	1/2002	Chen	482/29
D462,103	S *	8/2002	Chen	D21/797
6,607,468	B1 *	8/2003	Nichols et al.	482/27

D570,947	S *	6/2008	Horne	D21/797
7,481,740	B2 *	1/2009	Colling	482/27
2005/0079954	A1 *	4/2005	Wang et al.	482/27

* cited by examiner

Primary Examiner—Philip S Hyder

Assistant Examiner—Susan E Krakower

(74) *Attorney, Agent, or Firm*—Bryan Cave LLP

(57) **CLAIM**

I claim the ornamental design for a trampoline surrounding, as shown and described.

DESCRIPTION

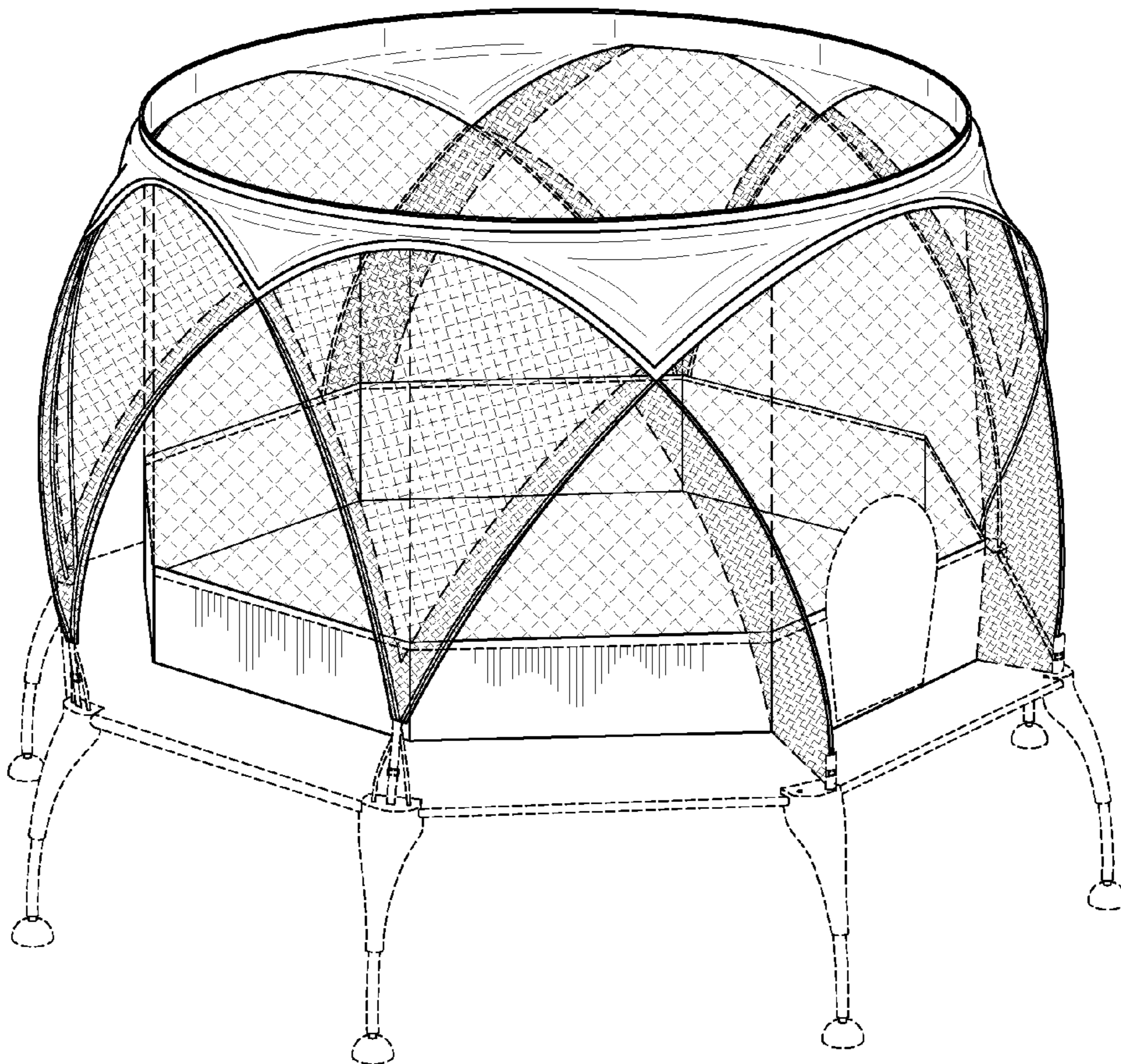
FIG. 1 is a right side, top isometric view of a first embodiment of the trampoline surrounding; and,

FIG. 2 is a front, top isometric view of a second embodiment of the trampoline surrounding.

The broken lines showing the bottom, legs, door and netting, illustrate portions of the trampoline which form no part of the claimed design.

The broken lines near the top of the lower side panels illustrate an unclaimed border.

1 Claim, 2 Drawing Sheets



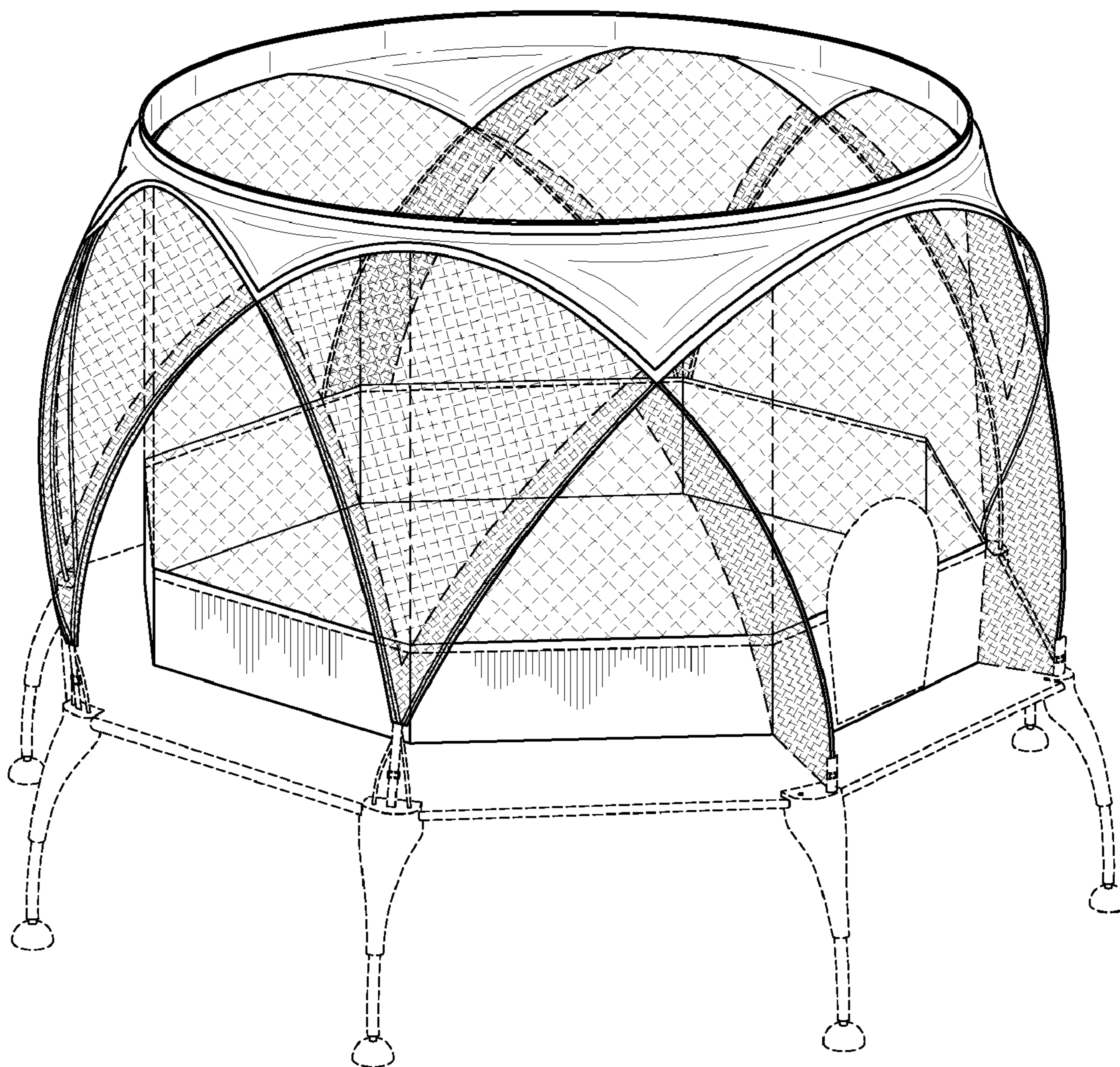


FIG. 1

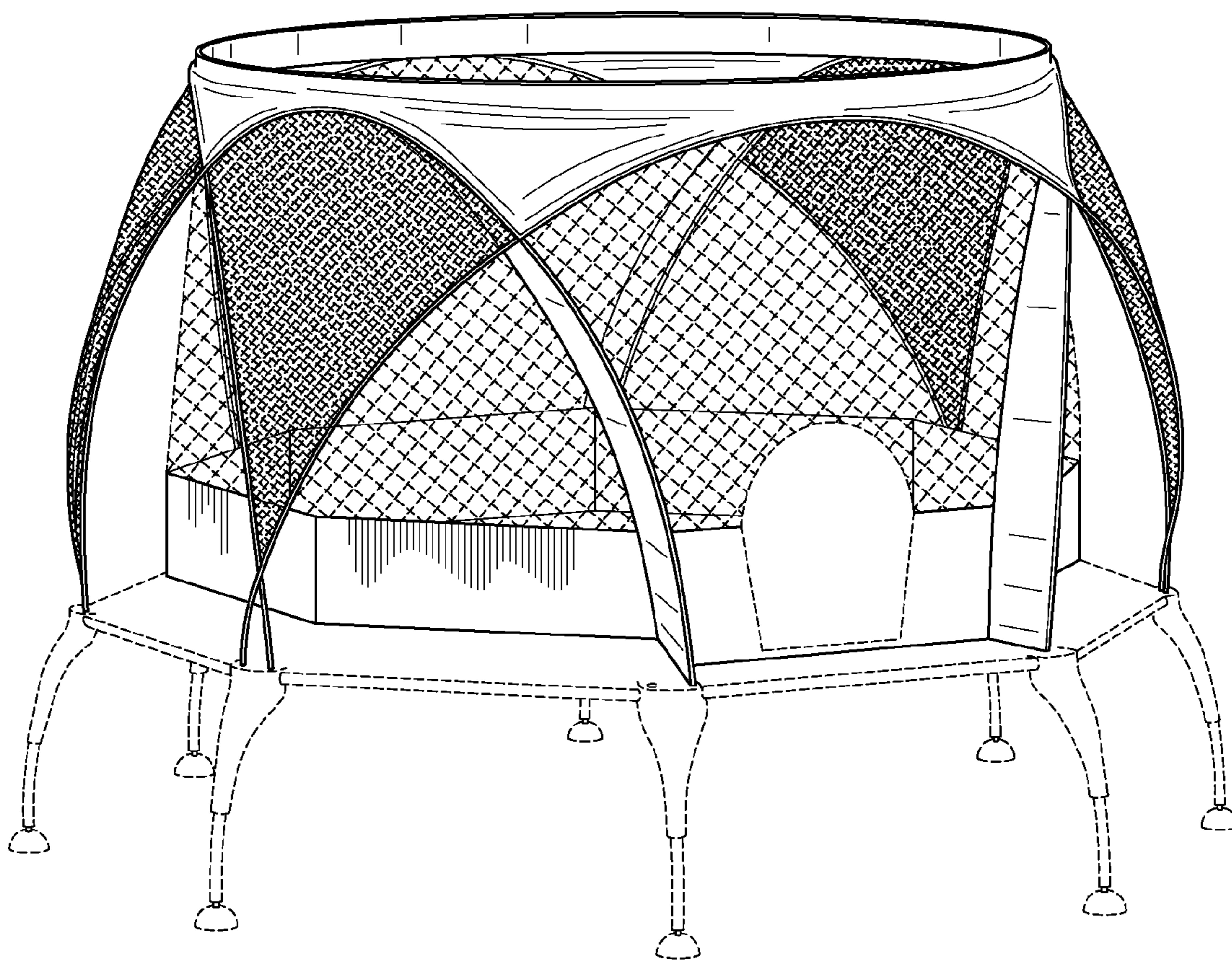


FIG. 2