



US00D614706S

(12) **United States Design Patent**
Lemesle

(10) **Patent No.:** **US D614,706 S**

(45) **Date of Patent:** **** *Apr. 27, 2010**

(54) **SPINNING TOP**

(76) **Inventor:** **Véronique Lemesle**, 15, rue du Gros
Caillou, Paris (FR) 75007

(*) **Notice:** This patent is subject to a terminal disclaimer.

(**) **Term:** **14 Years**

(21) **Appl. No.:** **29/236,260**

(22) **Filed:** **Aug. 12, 2005**

(30) **Foreign Application Priority Data**

Feb. 14, 2005 (FR) 05 0791

(51) **LOC (9) Cl.** **21-01**

(52) **U.S. Cl.** **D21/460**

(58) **Field of Classification Search** D21/455-465,
D21/510; D11/48, 81, 157; D9/638; D19/97;
D20/38; 446/236-266, 476

See application file for complete search history.

(56) **References Cited**

U.S. PATENT DOCUMENTS

129,651 A * 7/1872 Clark 446/243
165,123 A * 6/1875 Robertson 446/245
307,264 A * 10/1884 Broome 446/262
628,644 A * 7/1899 Aishton 446/248

1,145,086 A * 7/1915 Secor 446/253
1,278,208 A * 9/1918 Pruitt 446/256
D58,866 S * 9/1921 Asaturian D21/461
1,552,531 A * 9/1925 Zander et al. 446/241
D173,371 S * 11/1954 Perinet D9/624
3,971,158 A * 7/1976 Hanson 446/242
D258,674 S * 3/1981 Balleis D21/462
D388,321 S * 12/1997 Chahed D9/638
D509,265 S * 9/2005 Lemesle D21/560

* cited by examiner

Primary Examiner—Catherine Tuttle

(74) *Attorney, Agent, or Firm*—Holland & Knight LLP; John P. Moran

(57) **CLAIM**

I claim the ornamental design as shown for the spinning top, as shown and described.

DESCRIPTION

FIG. 1 is a top perspective view of the spinning top of the present invention.


FIG. 2 is a top view of the spinning top of FIG. 1.

FIG. 3 is a bottom view of the spinning top of FIG. 1; and,

FIG. 4 is a side view of the spinning top of FIG. 1.

The broken lines are included for the purpose of illustrating portions of the top that form no part of the claimed design.

1 Claim, 3 Drawing Sheets






FIG. 1




FIG. 2

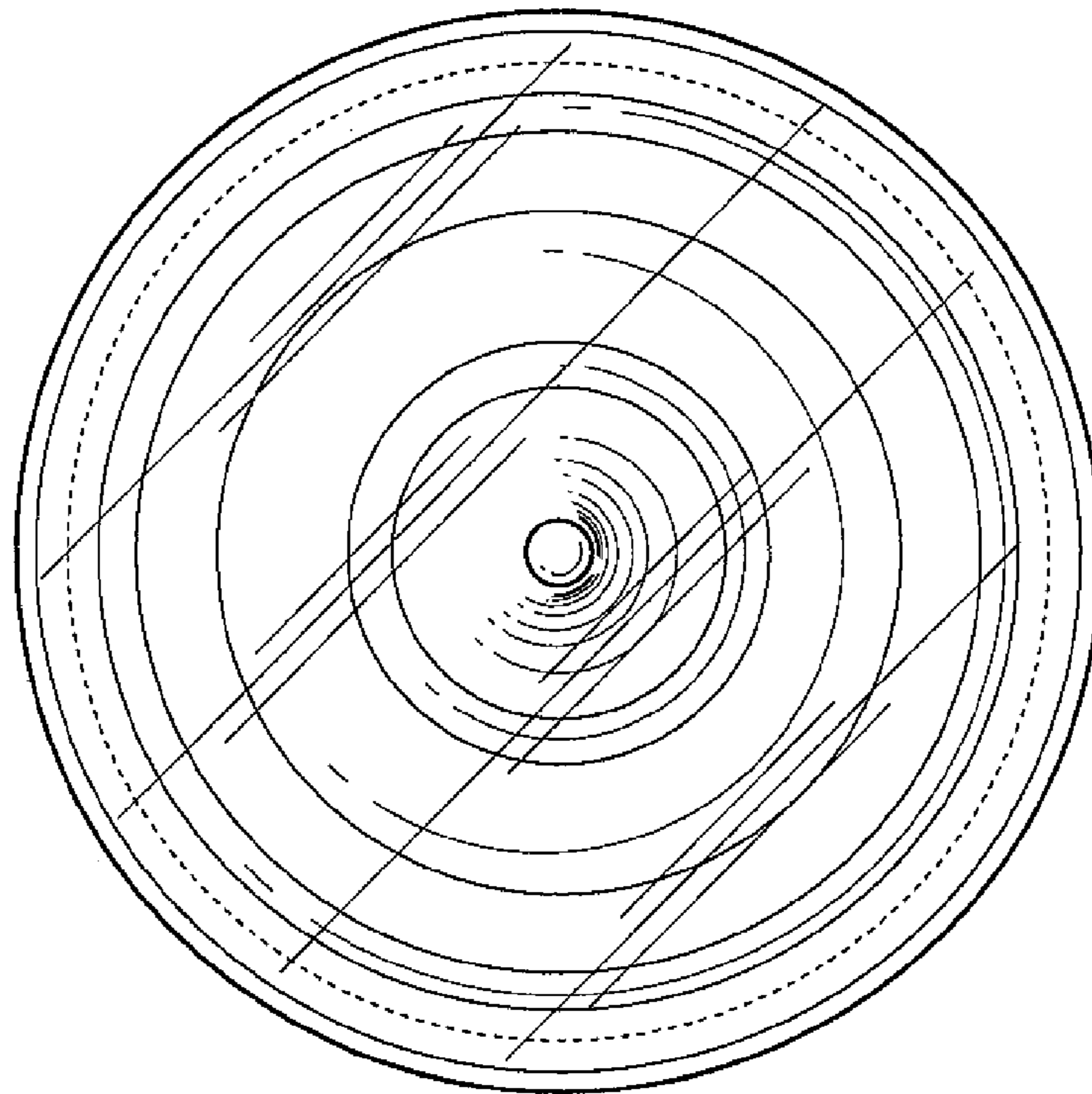


FIG. 3

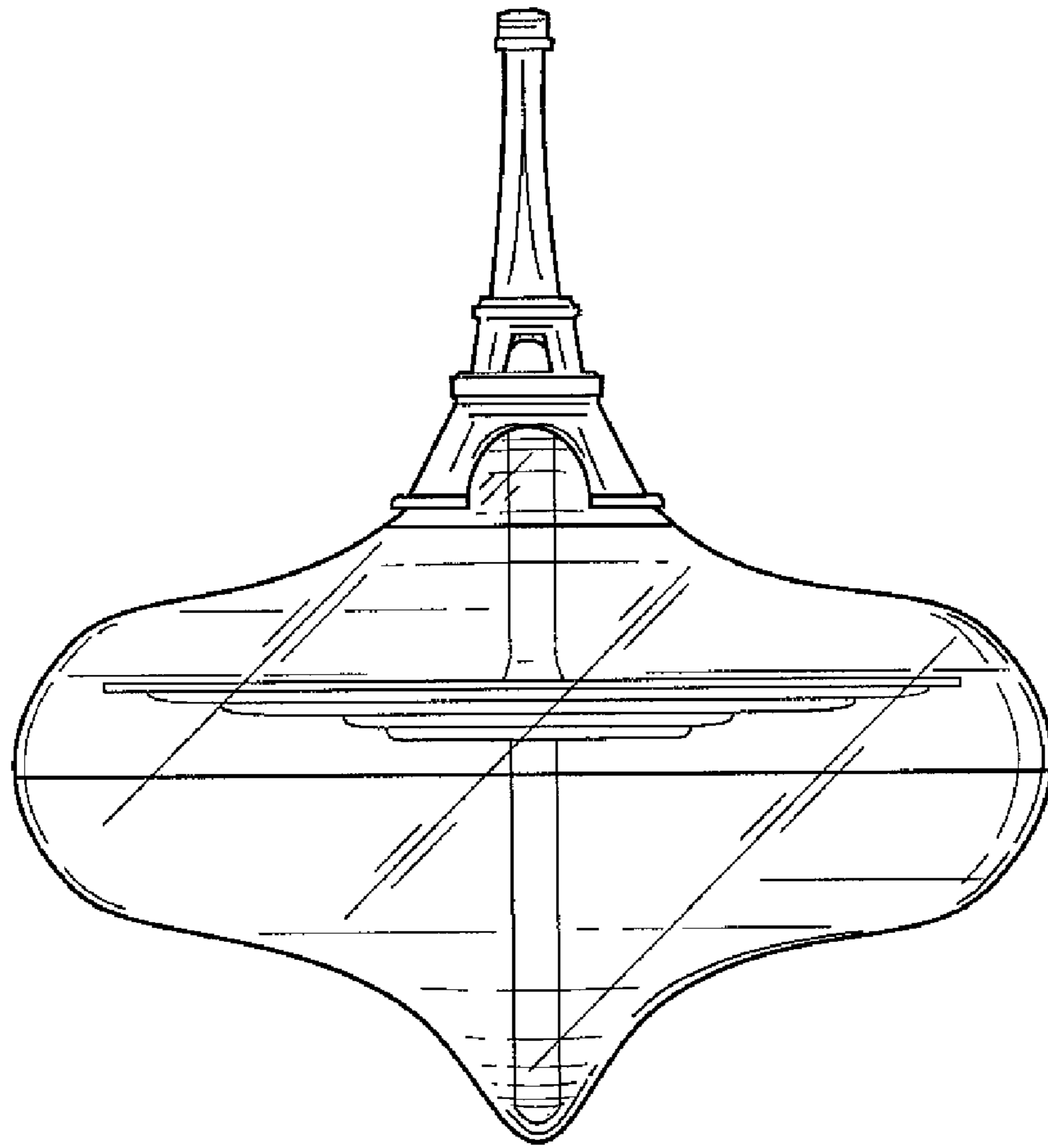


FIG. 4