



US00D614700S

(12) **United States Design Patent**
Magid et al.

(10) **Patent No.:** **US D614,700 S**
(45) **Date of Patent:** **** Apr. 27, 2010**

(54) **PENCIL SHARPENER**

D480,110 S * 9/2003 Lin D19/75
D495,004 S * 8/2004 Yuen D19/73
D495,366 S * 8/2004 Yuen D19/73

(75) Inventors: **Jason B. Magid**, Wheeling, IL (US);
Christopher H. Cunningham,
Mundelein, IL (US); **Rong Liu**, Vernon
Hills, IL (US); **Michael L. Parrish**, Deer
Park, IL (US)

(Continued)

(73) Assignee: **ACCO Brands Corporation**,
Lincolnshire, IL (US)

OTHER PUBLICATIONS

Bostitch Quiet Sharp 6 Classroom Pencil Sharpener Desktop—6
Hole, item # BOSEPS10HC, 2 pages on www.greenlightoffice.com,
copyright 2008.*

(Continued)

(**) Term: **14 Years**

Primary Examiner—Elizabeth A Albert

(21) Appl. No.: **29/343,992**

(74) *Attorney, Agent, or Firm*—Michael Best & Friedrich
LLP

(22) Filed: **Sep. 22, 2009**

(51) **LOC (9) Cl.** **19-06**
(52) **U.S. Cl.** **D19/73**
(58) **Field of Classification Search** D8/91,
D8/98; D19/72, 73, 74, 99; 30/451-462;
144/28.1, 28.11, 28.2-28.7, 28.72, 28.8,
144/28.9

(57) **CLAIM**

See application file for complete search history.

We claim the ornamental design for a pencil sharpener, as
shown and described.

(56) **References Cited**

DESCRIPTION

U.S. PATENT DOCUMENTS

D117,901	S	*	12/1939	Hoffmann	D19/73
2,251,053	A	*	7/1941	Hoffmann	144/28.71
2,335,148	A	*	11/1943	Hoffmann	144/28.71
2,615,426	A	*	10/1952	Fryer	144/28.6
2,900,958	A	*	8/1959	Johnson	144/28.71
D227,314	S	*	6/1973	Mantelet	D7/386
D320,812	S	*	10/1991	Yuen	D19/73
D354,987	S	*	1/1995	Yuen	D19/73
D390,264	S	*	2/1998	Singleton et al.	D19/73
D396,062	S	*	7/1998	White et al.	D19/73
5,802,948	A	*	9/1998	Andrisin et al.	83/862
D406,173	S	*	2/1999	Chen	D19/73
5,875,555	A	*	3/1999	Andrisin et al.	30/452
D422,313	S	*	4/2000	Chen	D19/73
D425,560	S	*	5/2000	Yuen	D19/73
D441,796	S	*	5/2001	Chan	D19/73
D470,889	S	*	2/2003	Daley, Jr.	D19/73
6,553,882	B1	*	4/2003	Daley et al.	83/453

FIG. 1 is a left-side perspective view of a pencil sharpener
embodying the present invention.

FIG. 2 is a left side view of the pencil sharpener.

FIG. 3 is a right side view of the pencil sharpener.

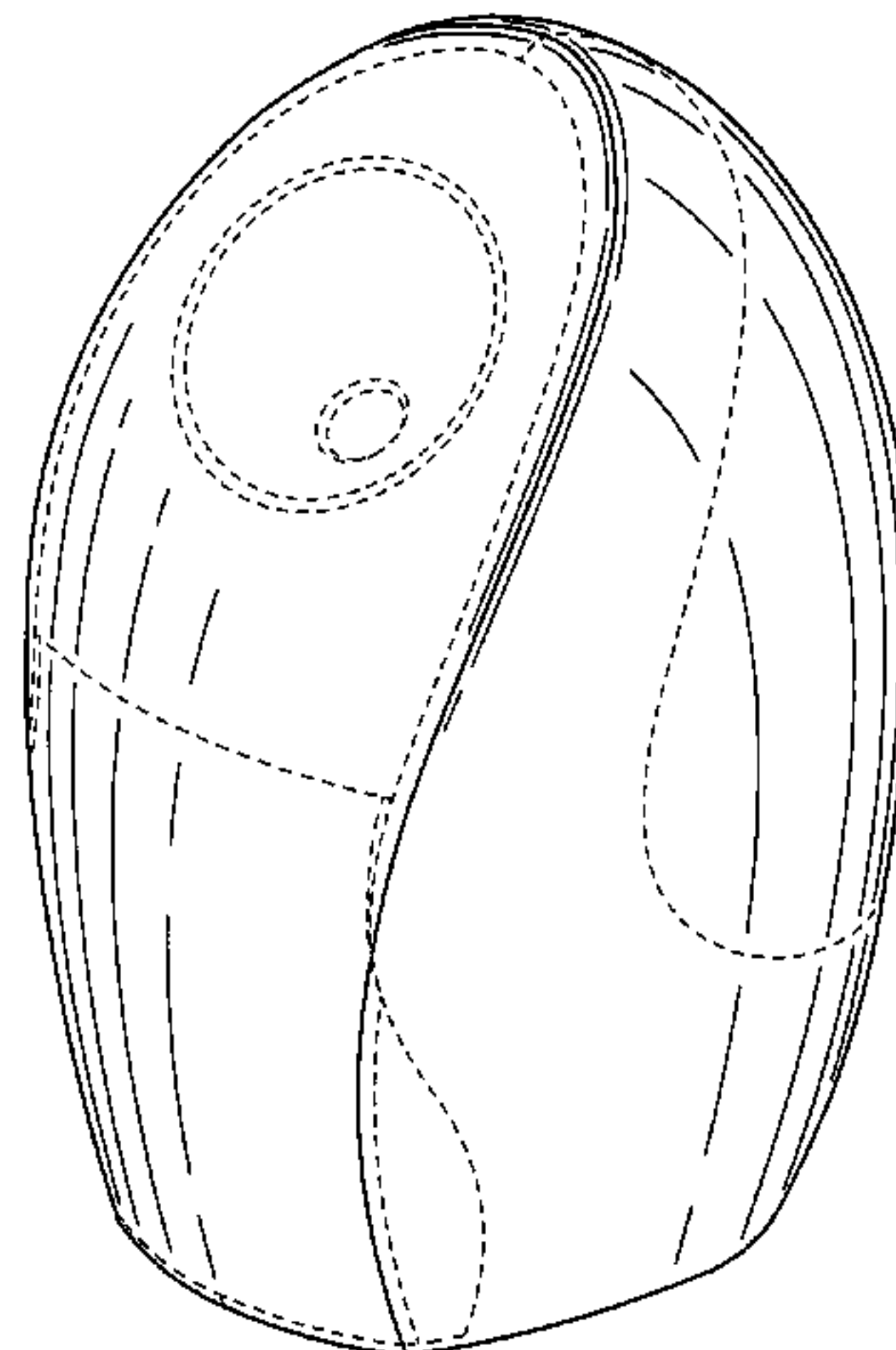
FIG. 4 is a front view of the pencil sharpener.

FIG. 5 is a rear view of the pencil sharpener; and,

FIG. 6 is a top view of the pencil sharpener.

The portions of the pencil sharpener shown in broken lines are
for illustrative purposes only and form no part of the claimed
design.

1 Claim, 5 Drawing Sheets



US D614,700 S

Page 2

U.S. PATENT DOCUMENTS

D500,798 S * 1/2005 Yuen D19/73
6,886,614 B2 * 5/2005 Ricono et al. 144/28.11
7,134,461 B2 * 11/2006 Takada 144/28.72
D543,244 S * 5/2007 Tsuruha D19/73
D545,370 S * 6/2007 Kent et al. D19/73
D545,371 S * 6/2007 Kent et al. D19/73
D545,372 S * 6/2007 Kent et al. D19/73
D553,193 S * 10/2007 Parrish et al. D19/73
7,311,235 B2 * 12/2007 Aoki 227/7
D560,721 S * 1/2008 Joachim et al. D19/73

7,360,566 B2 * 4/2008 Chang 144/28.5
D569,914 S * 5/2008 Kotani et al. D19/73
D587,550 S * 3/2009 Smith D8/93
D597,602 S * 8/2009 Racamier et al. D19/73
D597,603 S * 8/2009 Racamier et al. D19/73

OTHER PUBLICATIONS

Dahle Personal Rotary Pencil Sharpener, item # 6702050, 2 pages, on
www.misterart.com, copyright 1996-2009.*

* cited by examiner

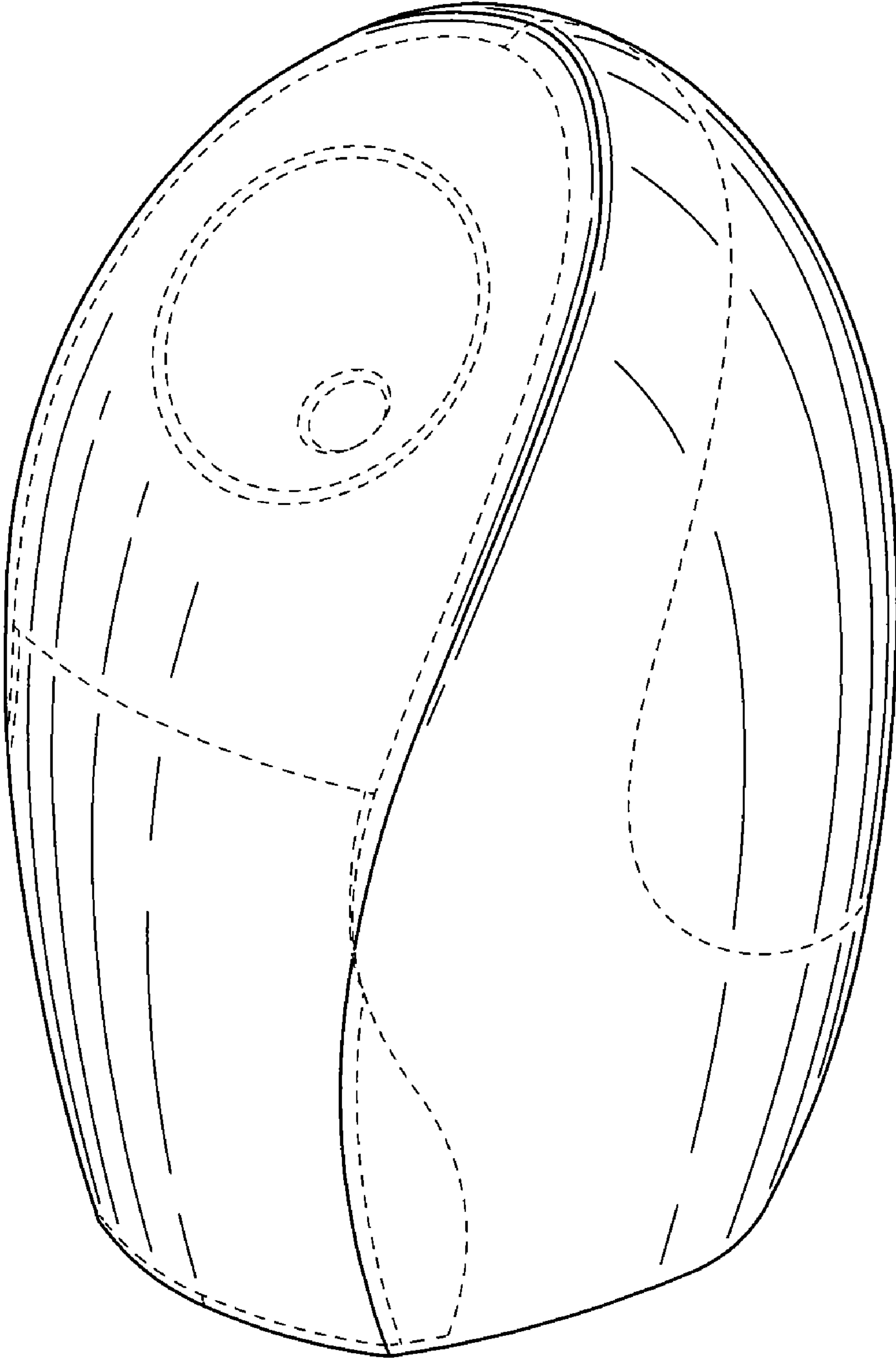


FIG. 1

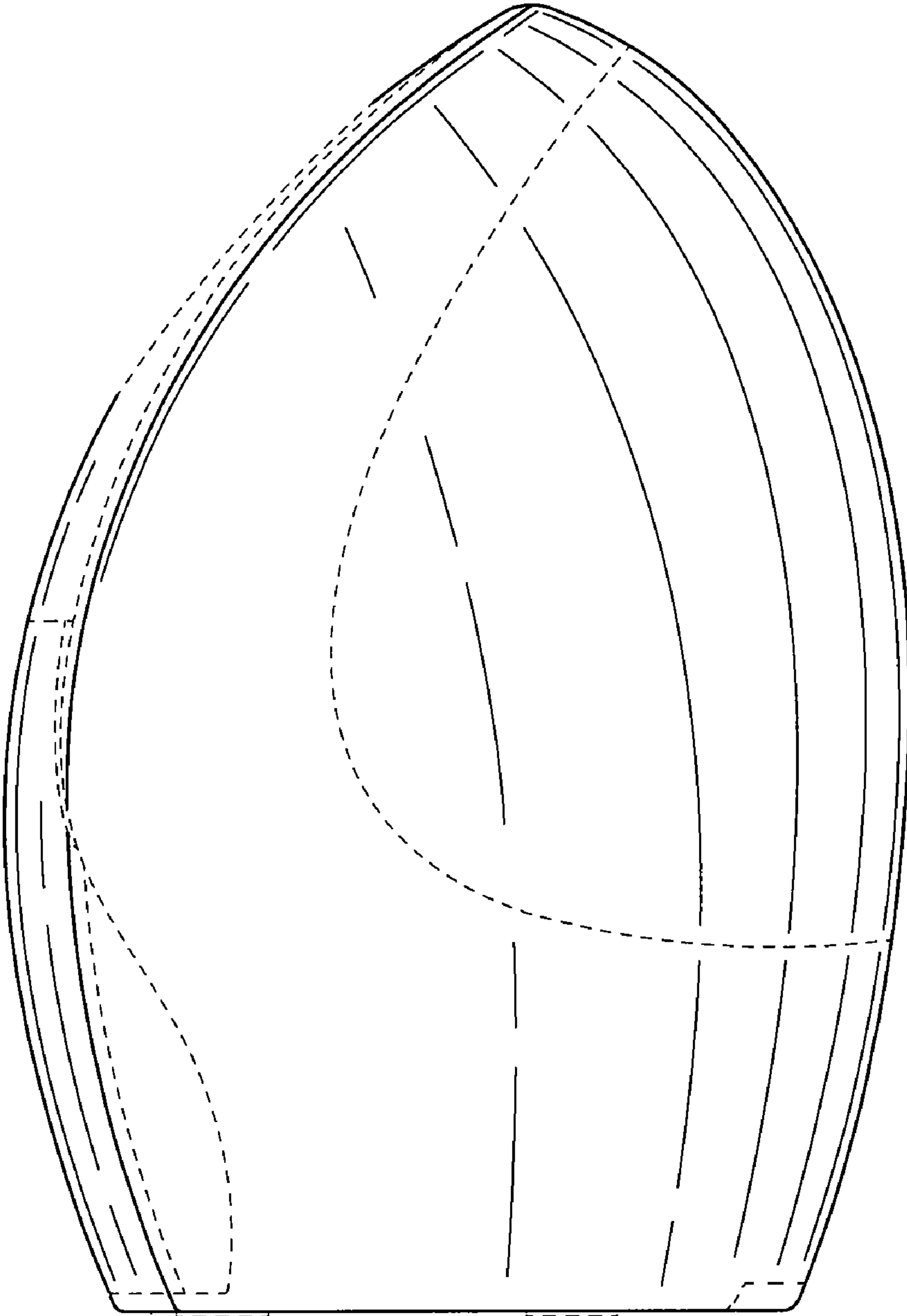


FIG. 2

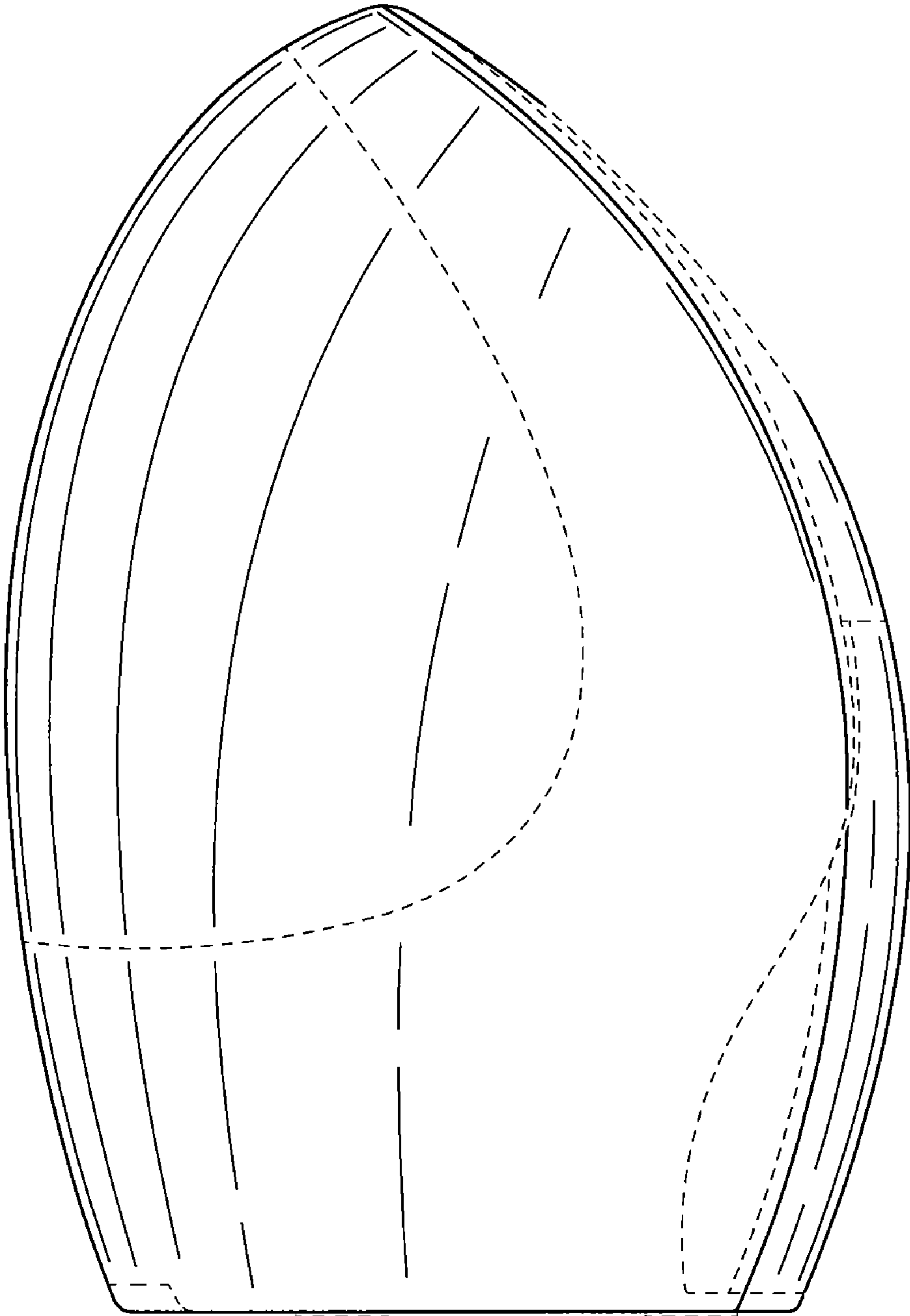


FIG. 3

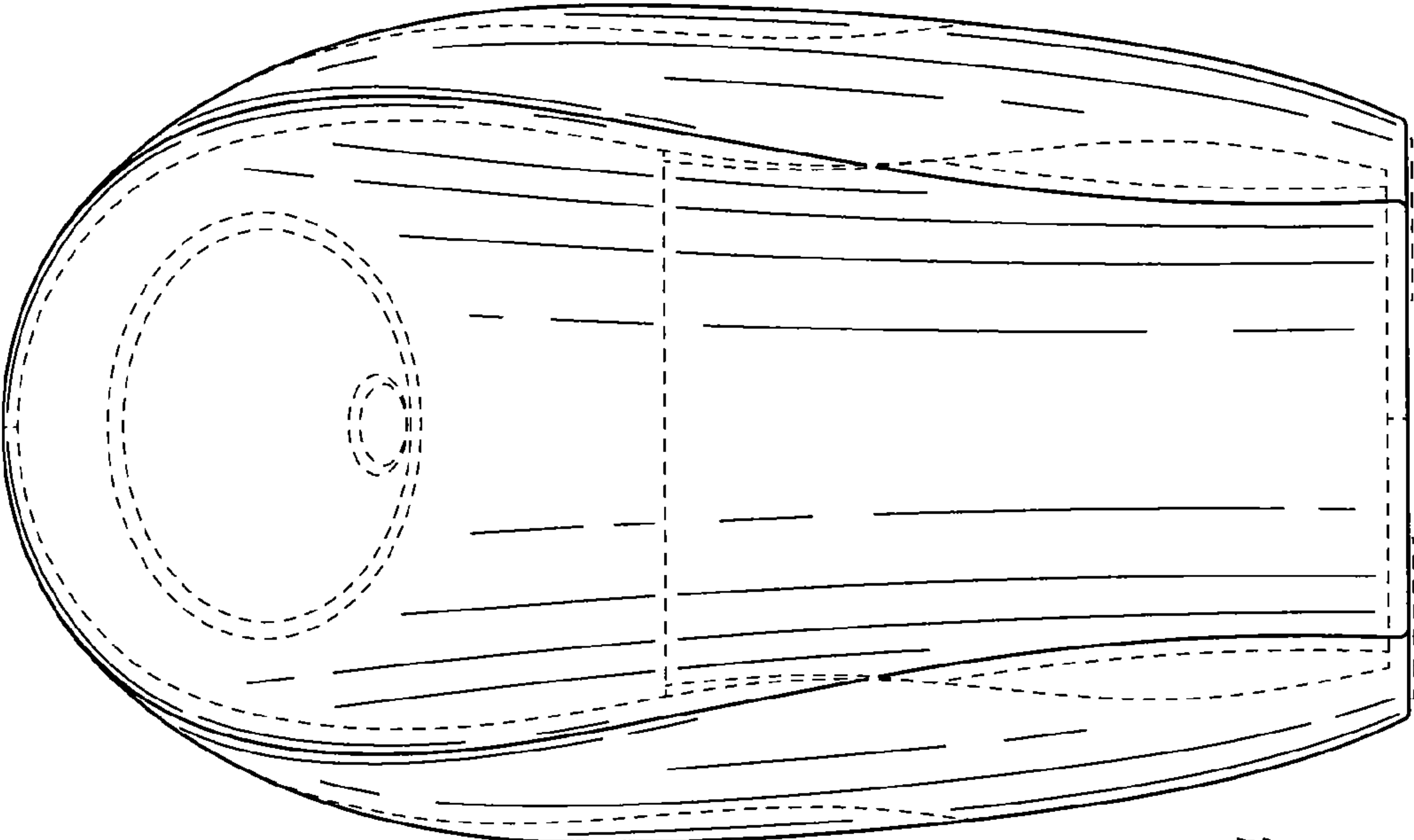


FIG. 4

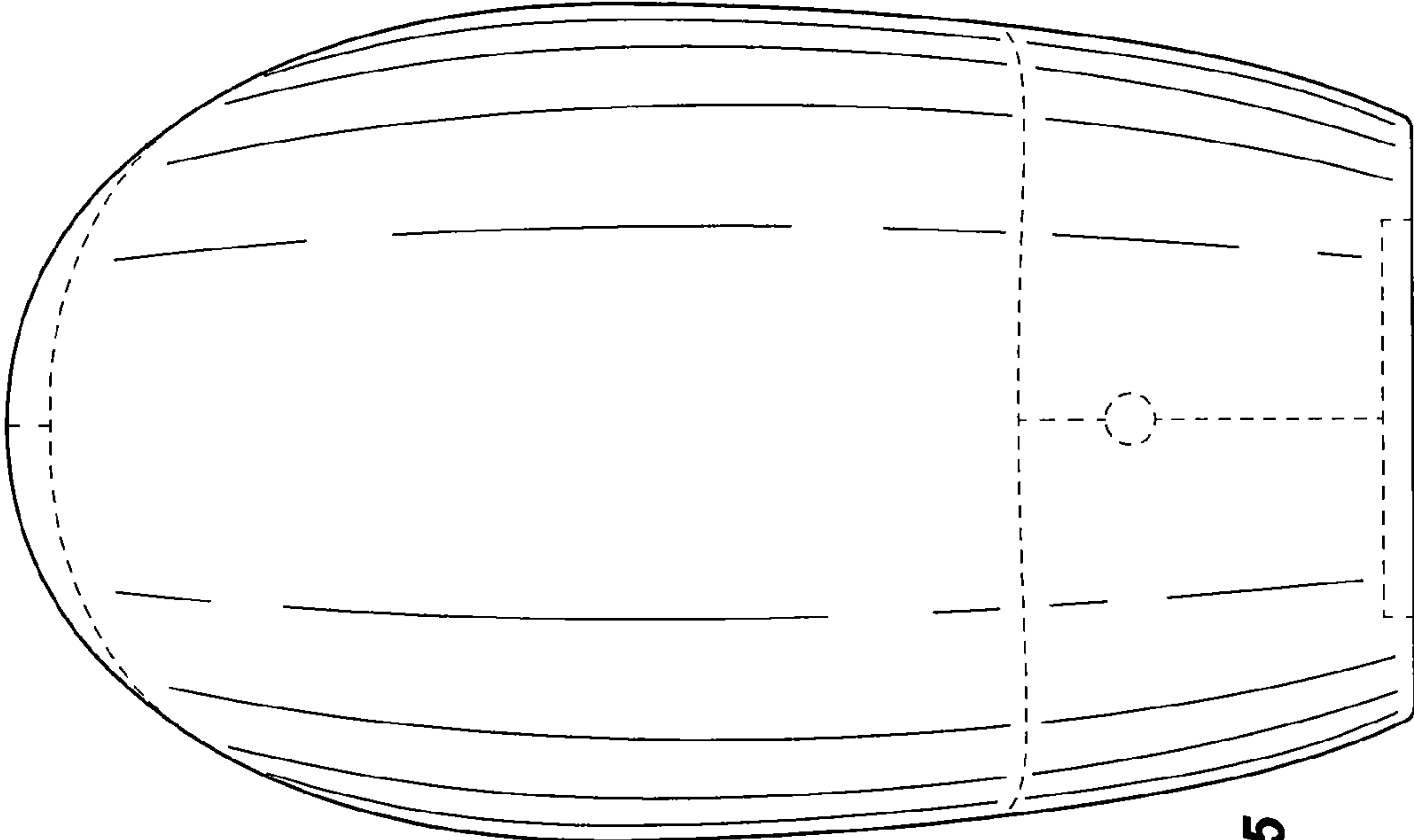


FIG. 5

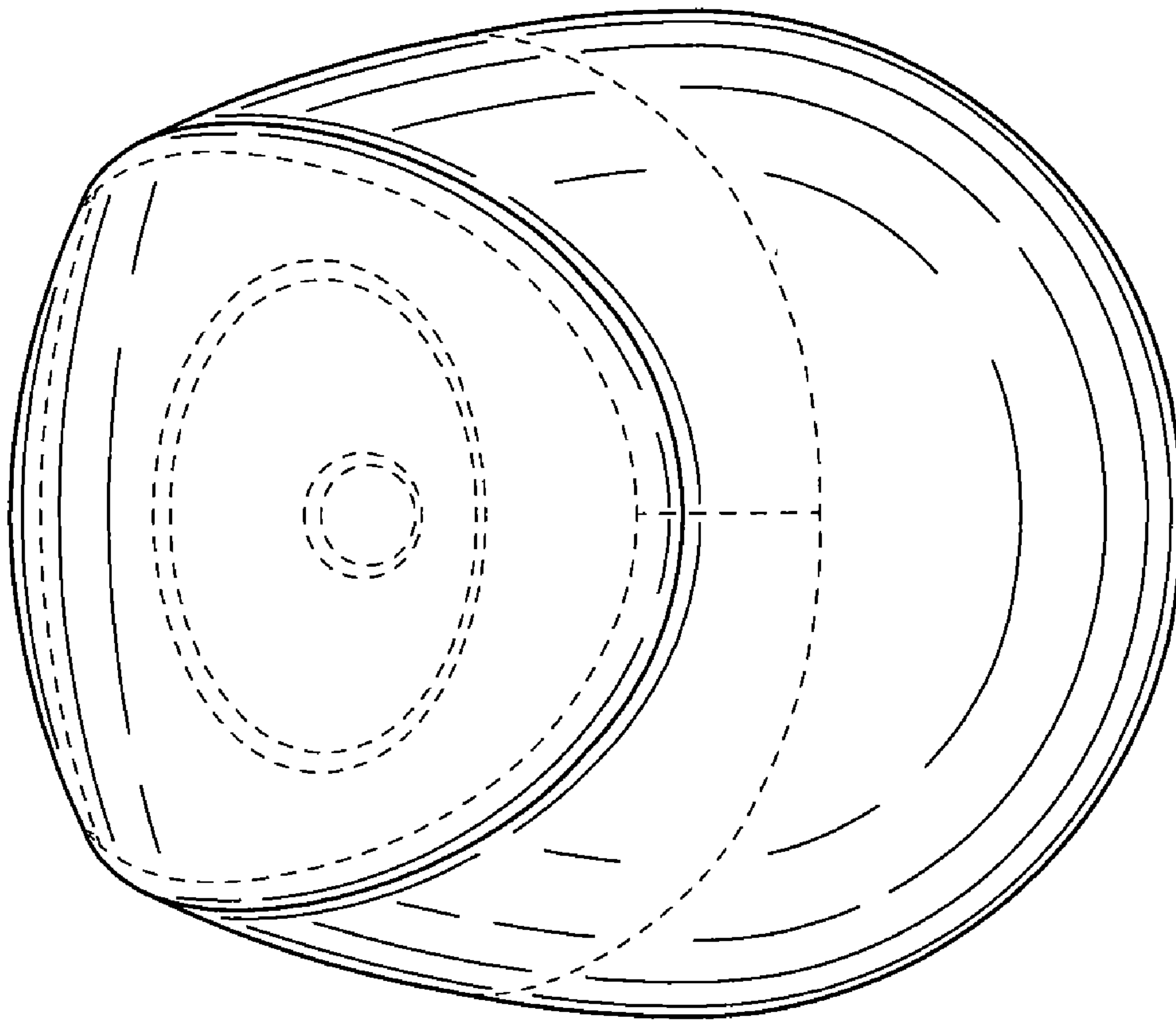


FIG. 6