



US00D614698S

(12) **United States Design Patent**
Magid et al.

(10) **Patent No.:** **US D614,698 S**
(45) **Date of Patent:** **** Apr. 27, 2010**

(54) **PENCIL SHARPENER**

D480,110 S * 9/2003 Lin D19/75
D495,004 S * 8/2004 Yuen D19/73
D495,366 S * 8/2004 Yuen D19/73

(75) Inventors: **Jason B. Magid**, Wheeling, IL (US);
Christopher H. Cunningham,
Mundelein, IL (US); **Rong Liu**, Vernon
Hills, IL (US); **Michael L. Parrish**, Deer
Park, IL (US)

(Continued)

(73) Assignee: **ACCO Brands Corporation**,
Lincolnshire, IL (US)

OTHER PUBLICATIONS

(**) Term: **14 Years**

Bostitch Quiet Sharp 6 Classroom Pencil Sharpener Desktop—6
Hole, item # BOSEPS10HC, 2 pages, on www.greenlightoffice.com,
copyright 2008.*

(21) Appl. No.: **29/343,980**

(Continued)

(22) Filed: **Sep. 22, 2009**

Primary Examiner—Elizabeth A Albert

(51) **LOC (9) Cl.** **19-06**

(74) *Attorney, Agent, or Firm*—Michael Best & Friedrich
LLP

(52) **U.S. Cl.** **D19/73**

(58) **Field of Classification Search** D8/91,
D8/98; D19/72, 73, 74, 99; 30/451–462;
144/28.1, 28.11, 28.2–28.7, 28.72, 28.8,
144/28.9

(57) **CLAIM**

See application file for complete search history.

We claim the ornamental design for a pencil sharpener, as
shown and described.

(56) **References Cited**

DESCRIPTION

U.S. PATENT DOCUMENTS

- D117,901 S * 12/1939 Hoffmann D19/73
- 2,251,053 A * 7/1941 Hoffmann 144/28.71
- 2,335,148 A * 11/1943 Hoffmann 144/28.71
- 2,615,426 A * 10/1952 Fryer 144/28.6
- 2,900,958 A * 8/1959 Johnson 144/28.71
- D227,314 S * 6/1973 Mantelet D7/386
- D320,812 S * 10/1991 Yuen D19/73
- D354,987 S * 1/1995 Yuen D19/73
- D390,264 S * 2/1998 Singleton et al. D19/73
- D396,062 S * 7/1998 White et al. D19/73
- 5,802,948 A * 9/1998 Andrisin et al. 83/862
- D406,173 S * 2/1999 Chen D19/73
- 5,875,555 A * 3/1999 Andrisin et al. 30/452
- D422,313 S * 4/2000 Chen D19/73
- D425,560 S * 5/2000 Yuen D19/73
- D441,796 S * 5/2001 Chan D19/73
- D470,889 S * 2/2003 Daley, Jr. D19/73
- 6,553,882 B1 * 4/2003 Daley et al. 83/453

FIG. 1 is a left-side perspective view of a pencil sharpener
embodying the present invention.

FIG. 2 is a left side view of the pencil sharpener.

FIG. 3 is a right side view of the pencil sharpener.

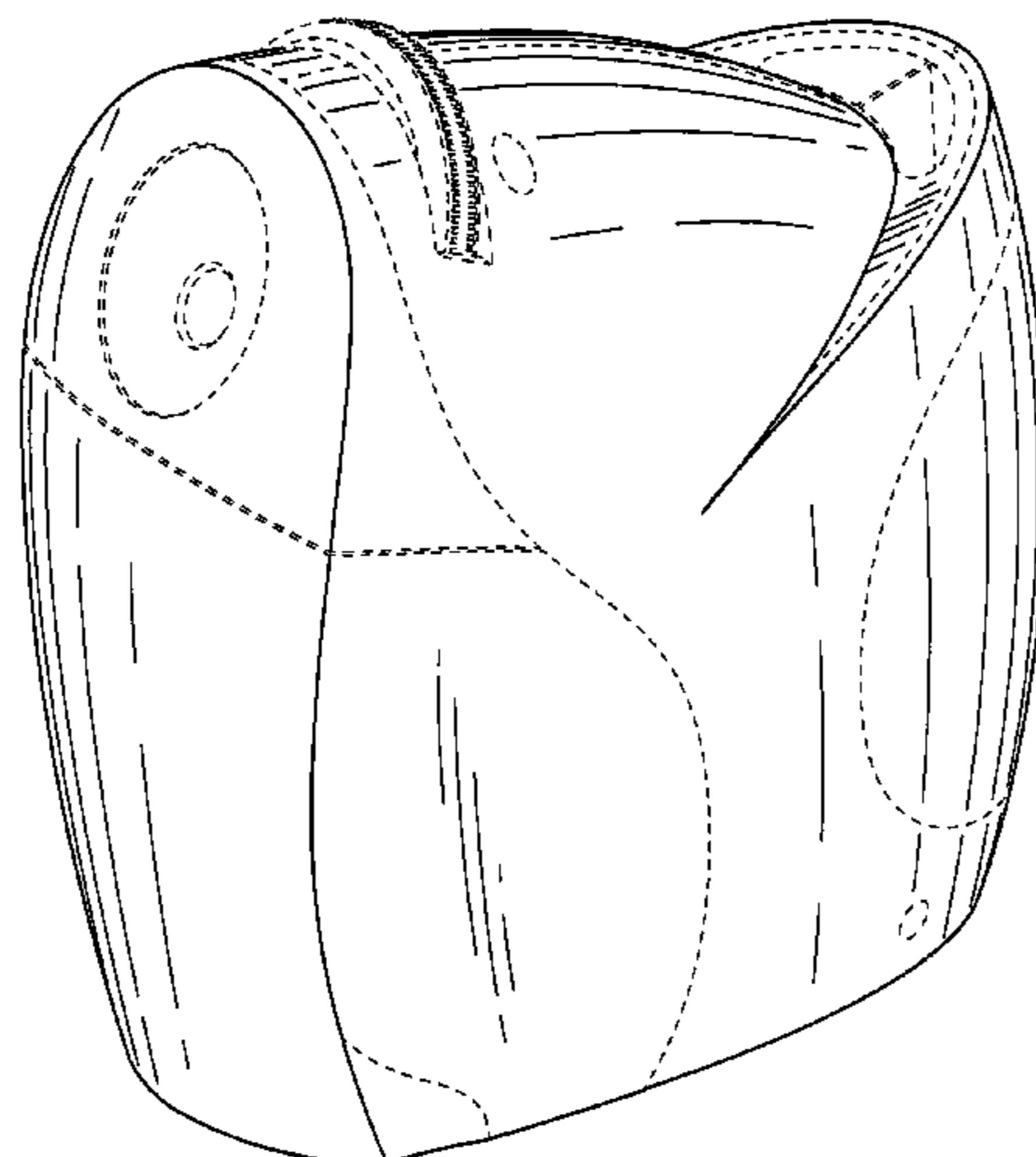
FIG. 4 is a front view of the pencil sharpener.

FIG. 5 is a rear view of the pencil sharpener; and,

FIG. 6 is a top view of the pencil sharpener.

The portions of the pencil sharpener shown in broken lines are
for illustrative purposes only and form no part of the claimed
design.

1 Claim, 5 Drawing Sheets



US D614,698 S

Page 2

U.S. PATENT DOCUMENTS

D500,798 S * 1/2005 Yuen D19/73
6,886,614 B2 * 5/2005 Ricono et al. 144/28.11
7,134,461 B2 * 11/2006 Takada 144/28.72
D543,244 S * 5/2007 Tsuruha D19/73
D545,370 S * 6/2007 Kent et al. D19/73
D545,371 S * 6/2007 Kent et al. D19/73
D545,372 S * 6/2007 Kent et al. D19/73
D553,193 S * 10/2007 Parrish et al. D19/73
7,311,235 B2 * 12/2007 Aoki 227/7
D560,721 S * 1/2008 Joachim et al. D19/73

7,360,566 B2 * 4/2008 Chang 144/28.5
D569,914 S * 5/2008 Kotani et al. D19/73
D587,550 S * 3/2009 Smith D8/93
D597,602 S * 8/2009 Racamier et al. D19/73
D597,603 S * 8/2009 Racamier et al. D19/73

OTHER PUBLICATIONS

Dahle Personal Rotary Pencil Sharpener, item # 6702050, 2 pages, on
www.misterart.com, copyright 1996-2009.*

* cited by examiner

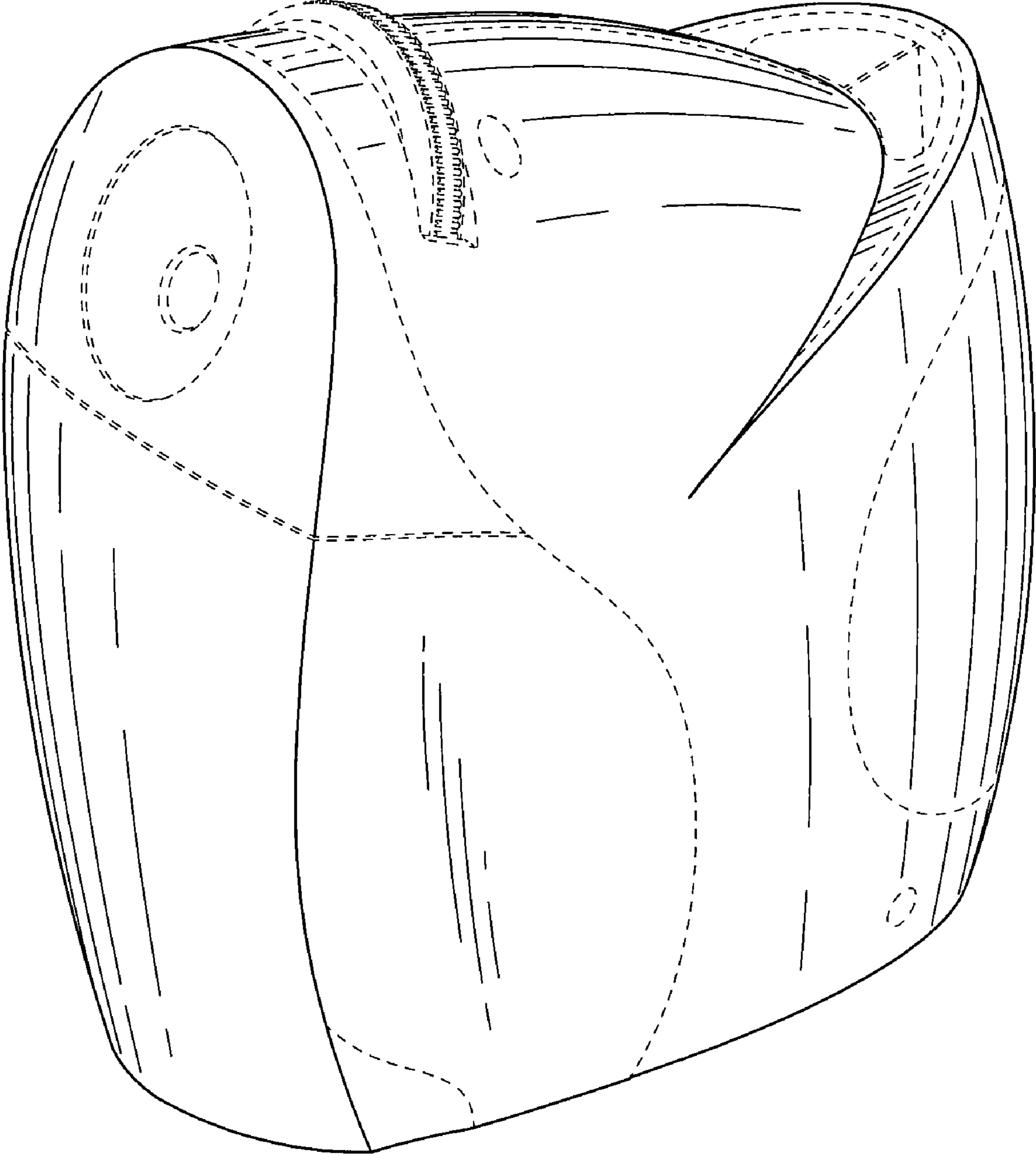


FIG. 1

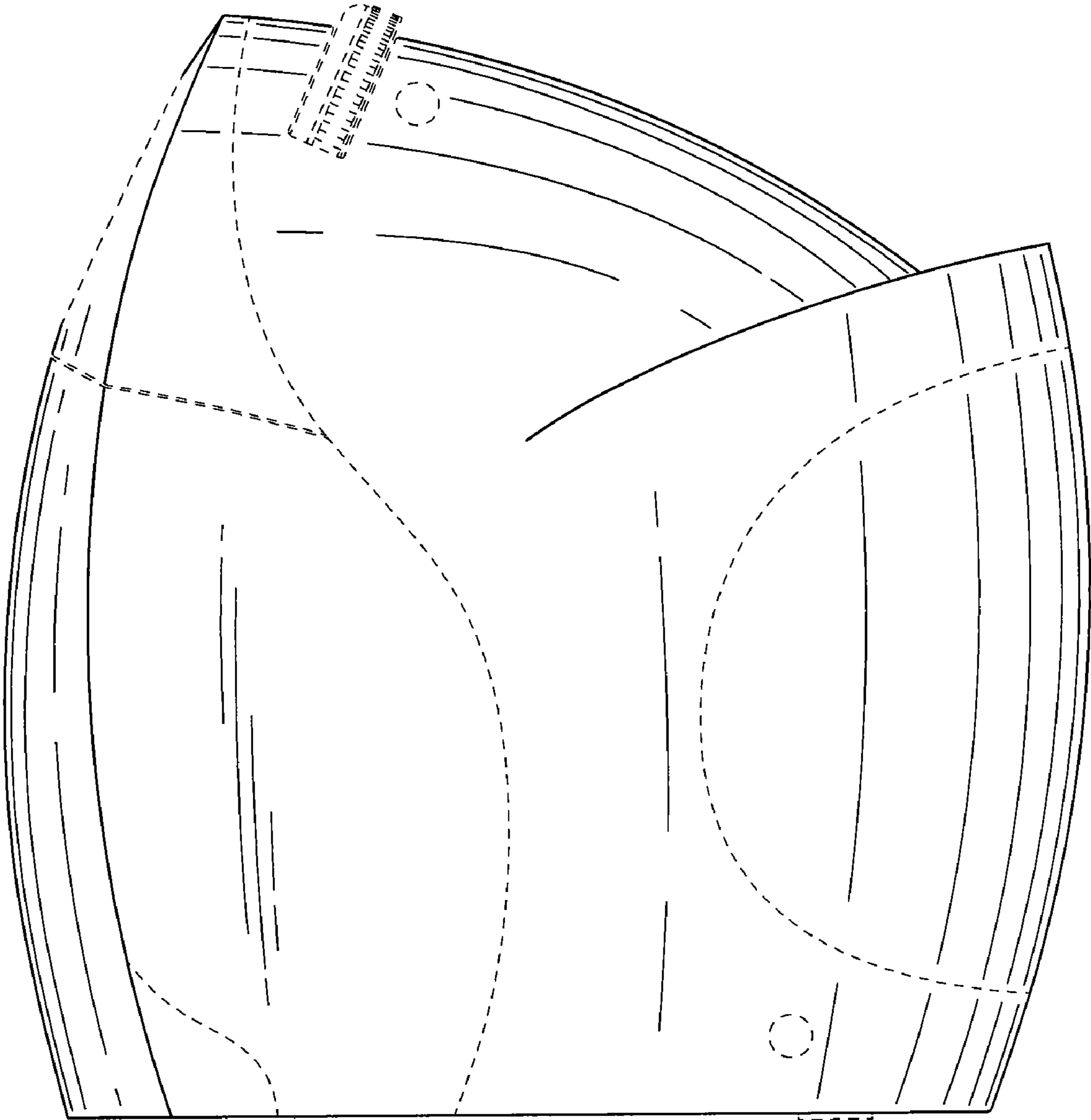


FIG. 2

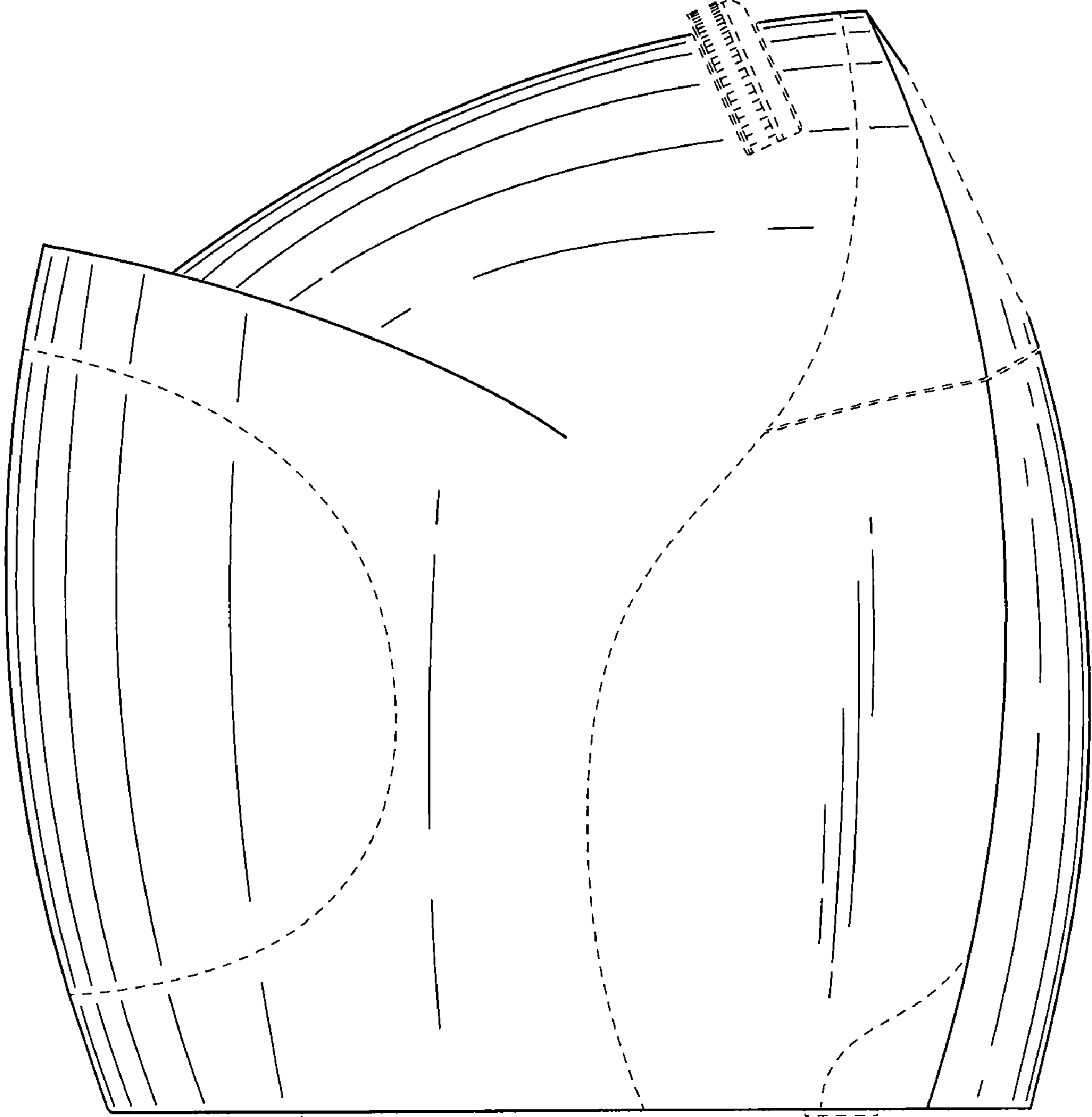


FIG. 3

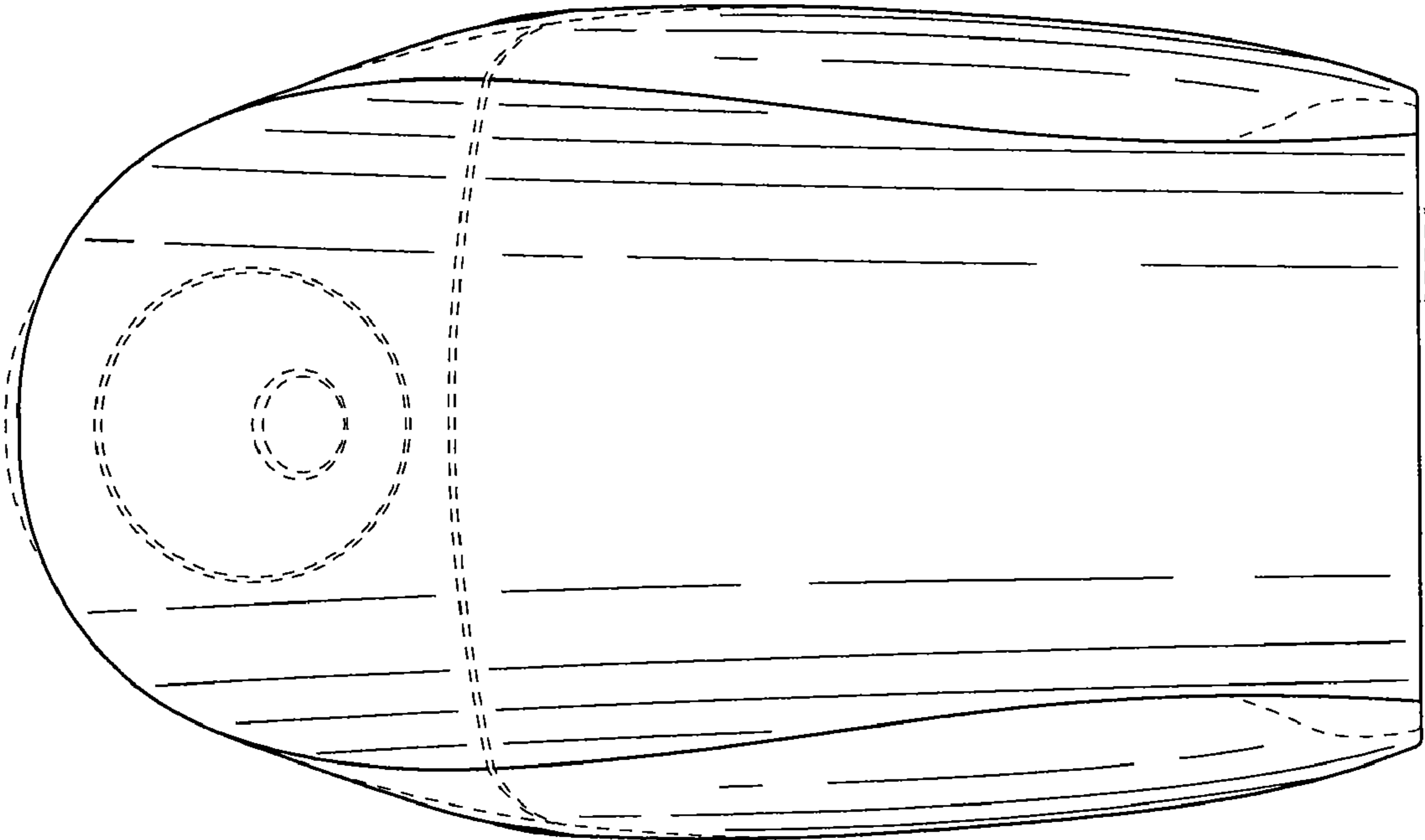


FIG. 4

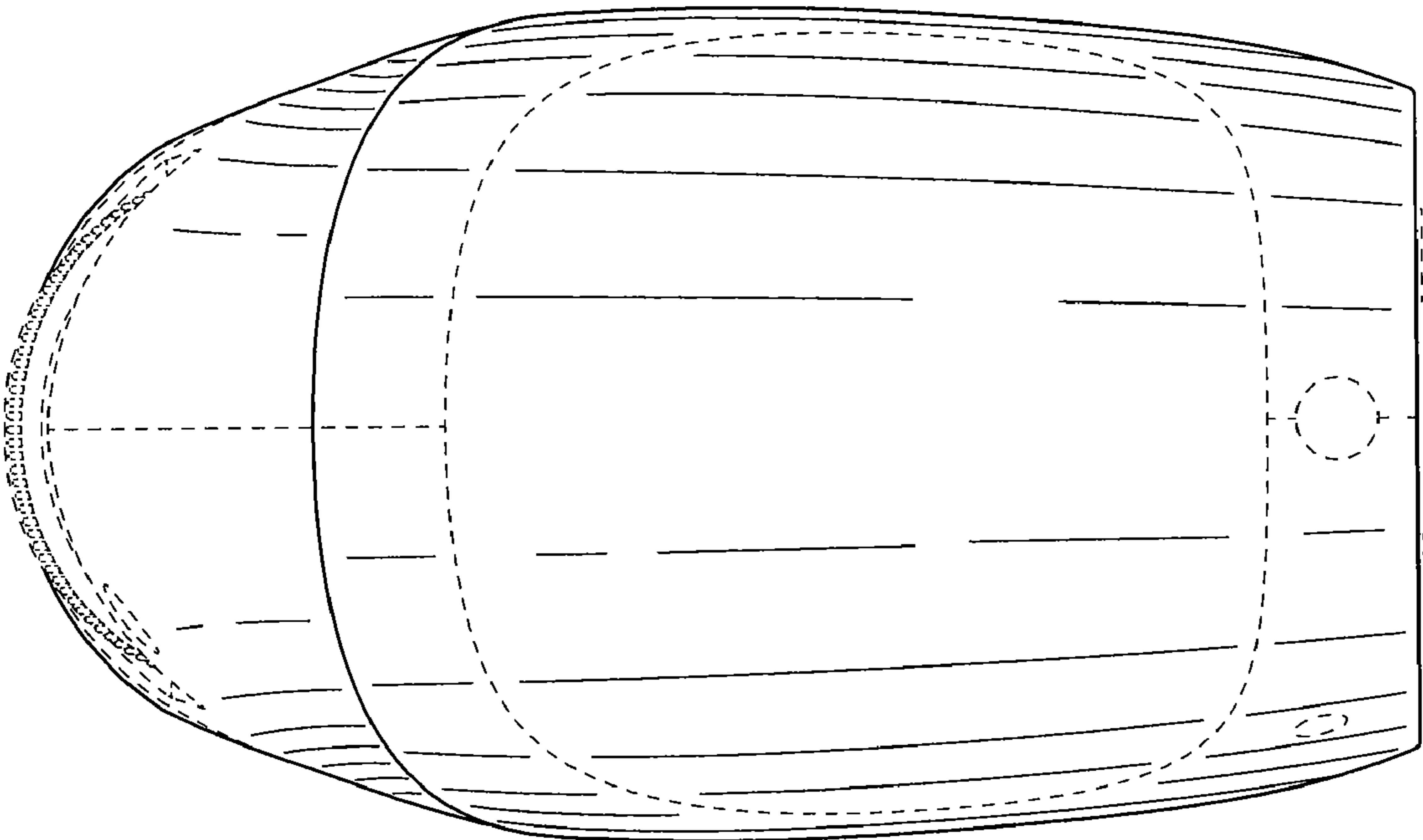


FIG. 5

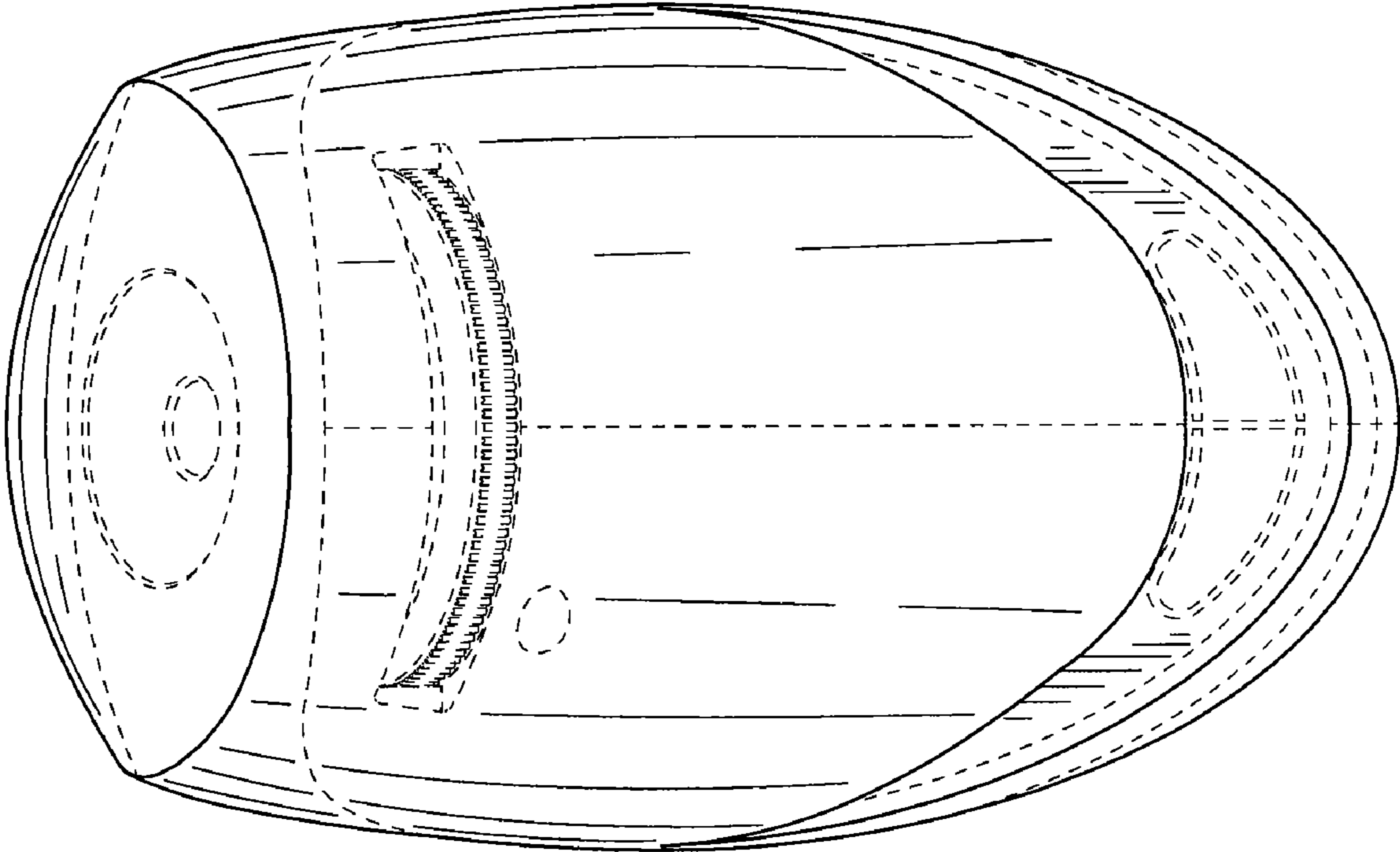


FIG. 6