



US00D614688S

(12) **United States Design Patent**
Wilflingseder et al.

(10) **Patent No.:** **US D614,688 S**

(45) **Date of Patent:** **** Apr. 27, 2010**

(54) **HANDSTAMP**

(75) Inventors: **Johann Wilflingseder**, Dorf an der Pram
(AT); **Ronald Kreilhuber**, Weisskirchen
(AT); **Peter Zindl**, Obertraun (AT)

(73) Assignee: **Trodat GmbH** (AT)

(**) Term: **14 Years**

(21) Appl. No.: **29/299,700**

(22) Filed: **Jan. 2, 2008**

(30) **Foreign Application Priority Data**

Jul. 5, 2007 (EM) 000752951-0001

(51) **LOC (9) Cl.** **19-02**

(52) **U.S. Cl.** **D18/15**

(58) **Field of Classification Search** D18/15-18;
101/333, 334, 327, 328, 352.07, 405, 406;
118/264, 268

See application file for complete search history.

(56) **References Cited**

U.S. PATENT DOCUMENTS

D377,500 S * 1/1997 Kida et al. D18/15
D425,546 S * 5/2000 Lee D18/15
D427,233 S * 6/2000 Faber D18/15

D478,930 S * 8/2003 Zambelli et al. D18/15
D495,732 S * 9/2004 Treml D18/15
D507,593 S * 7/2005 Kida et al. D18/15
D513,037 S * 12/2005 Faber D18/15
D545,352 S * 6/2007 Treml D18/15

* cited by examiner

Primary Examiner—Charles A Rademaker

(74) *Attorney, Agent, or Firm*—Lerner, David, Littenberg,
Krumholz & Mentlik, LLP

(57) **CLAIM**

The ornamental design for a handstamp, as shown and described.

DESCRIPTION

FIG. 1 depicts and upward front view of our design for a handstamp.

FIG. 2 depicts an upward right side view thereof;

FIG. 3 depicts an upward back view thereof;

FIG. 4 depicts an upward left side view thereof;

FIG. 5 depicts a top end view thereof;

FIG. 6 depicts a bottom end view thereof; and,

FIG. 7 depicts an upward oblique right view front view thereof.

1 Claim, 7 Drawing Sheets

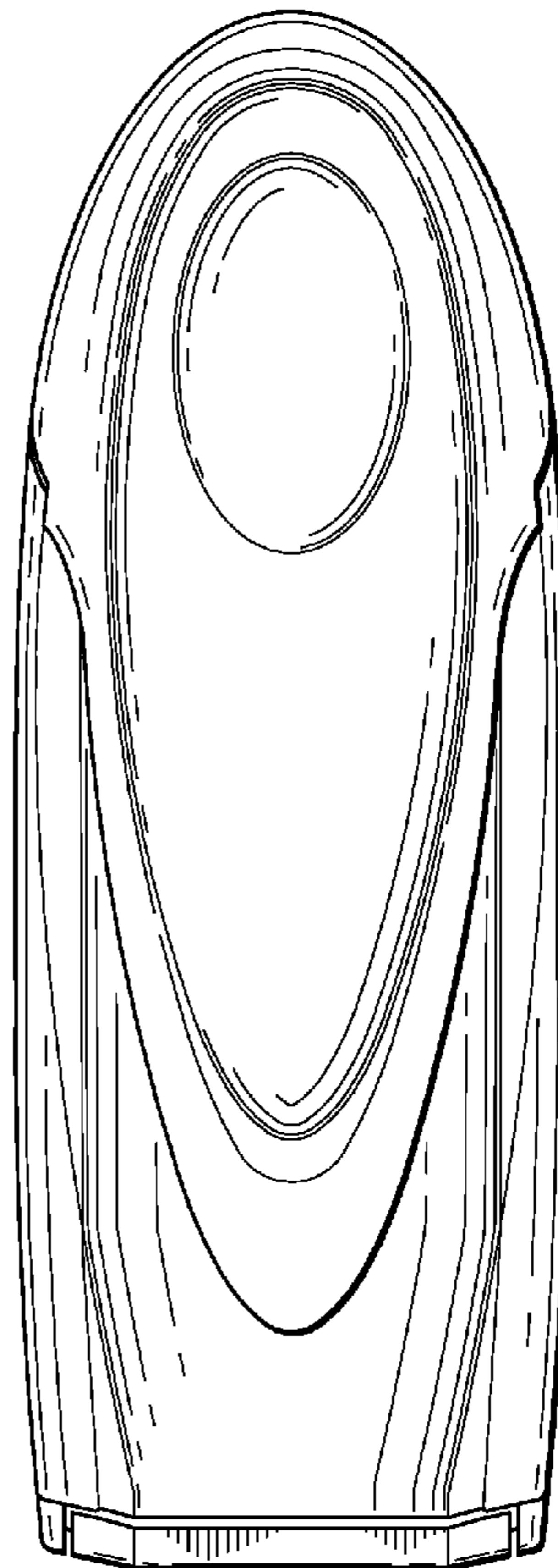


FIG. 1

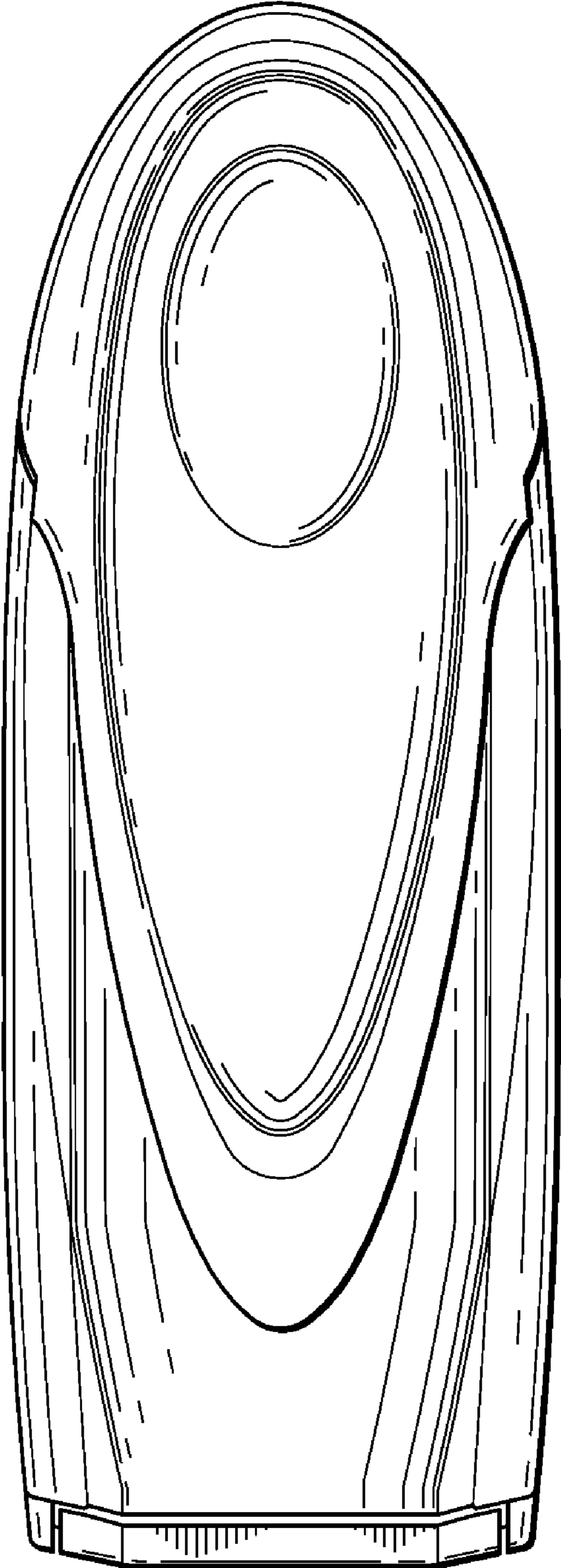


FIG. 2

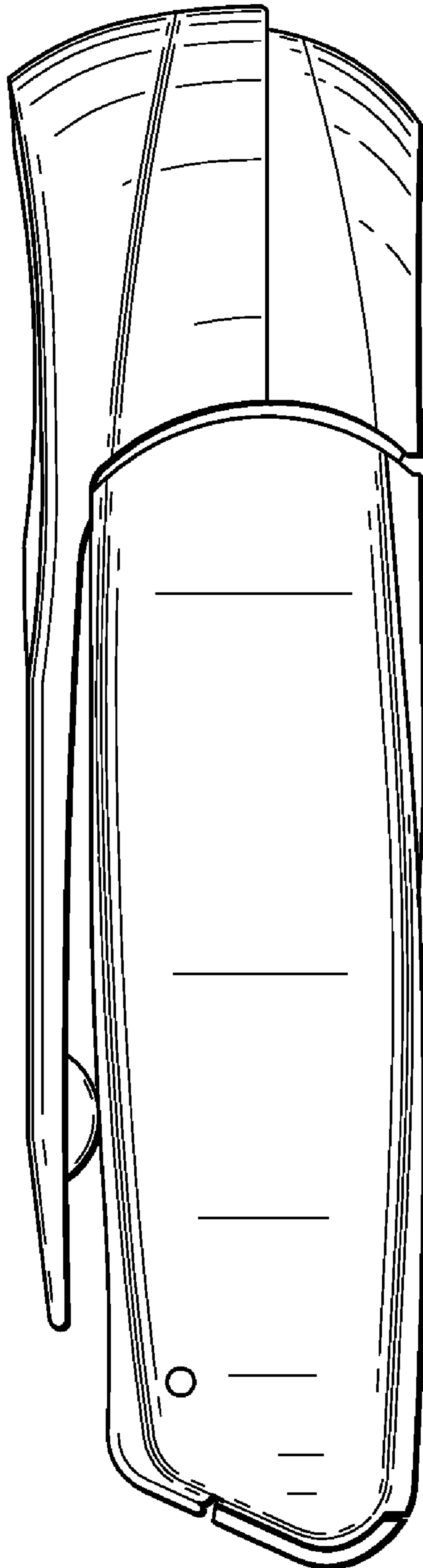


FIG. 3

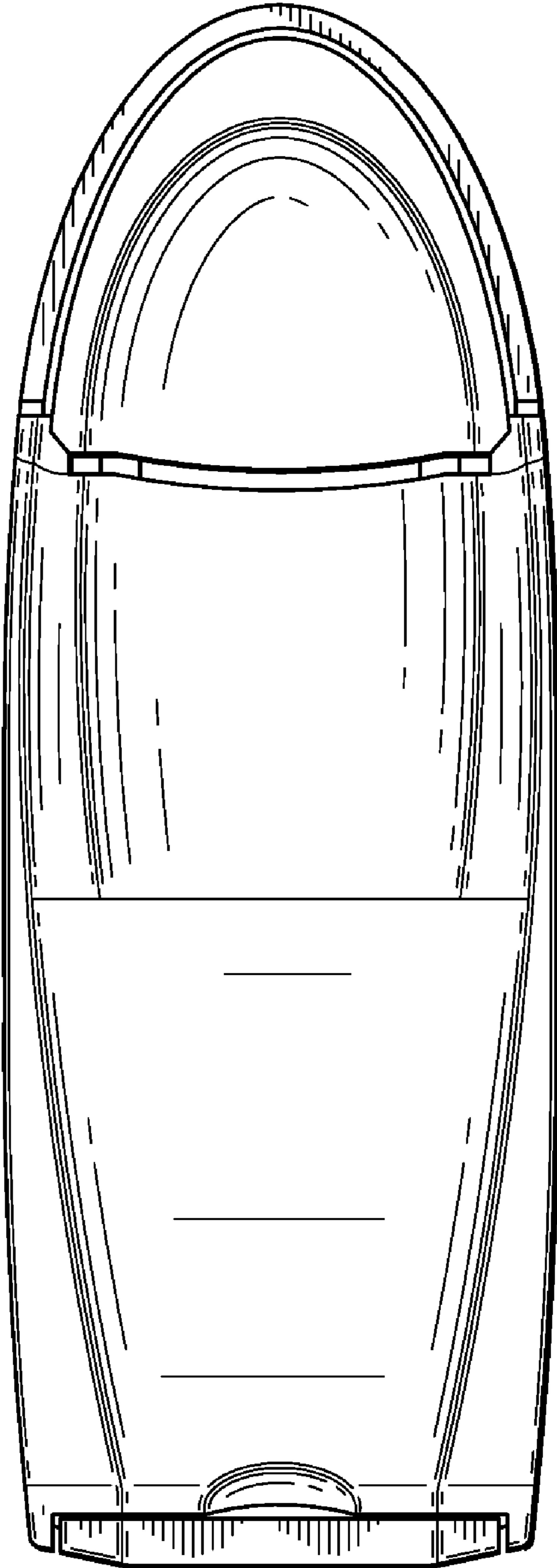


FIG. 4

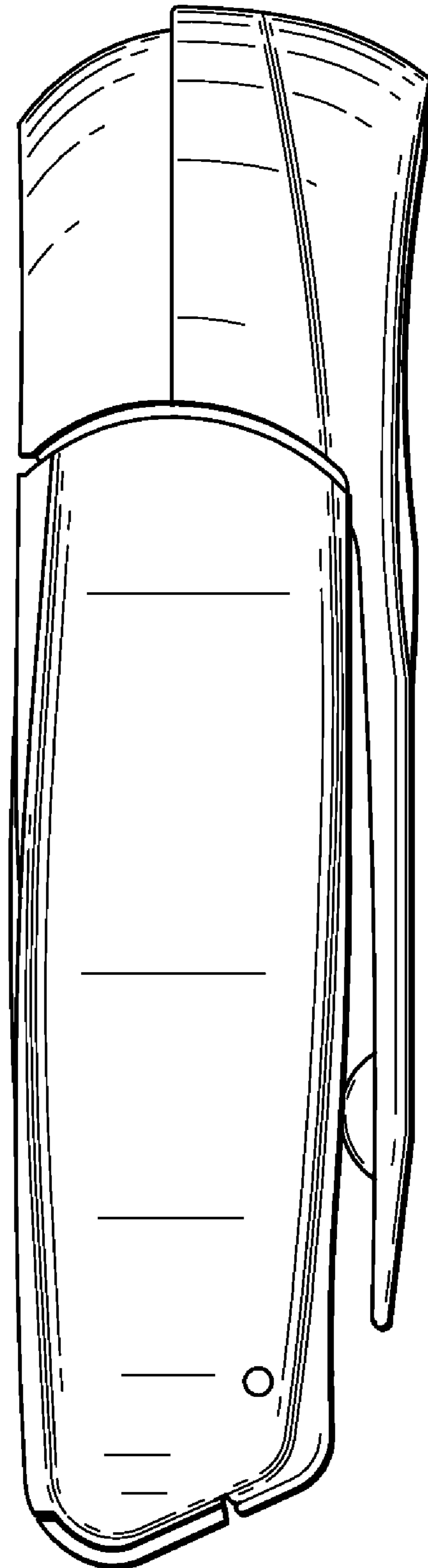


FIG. 5

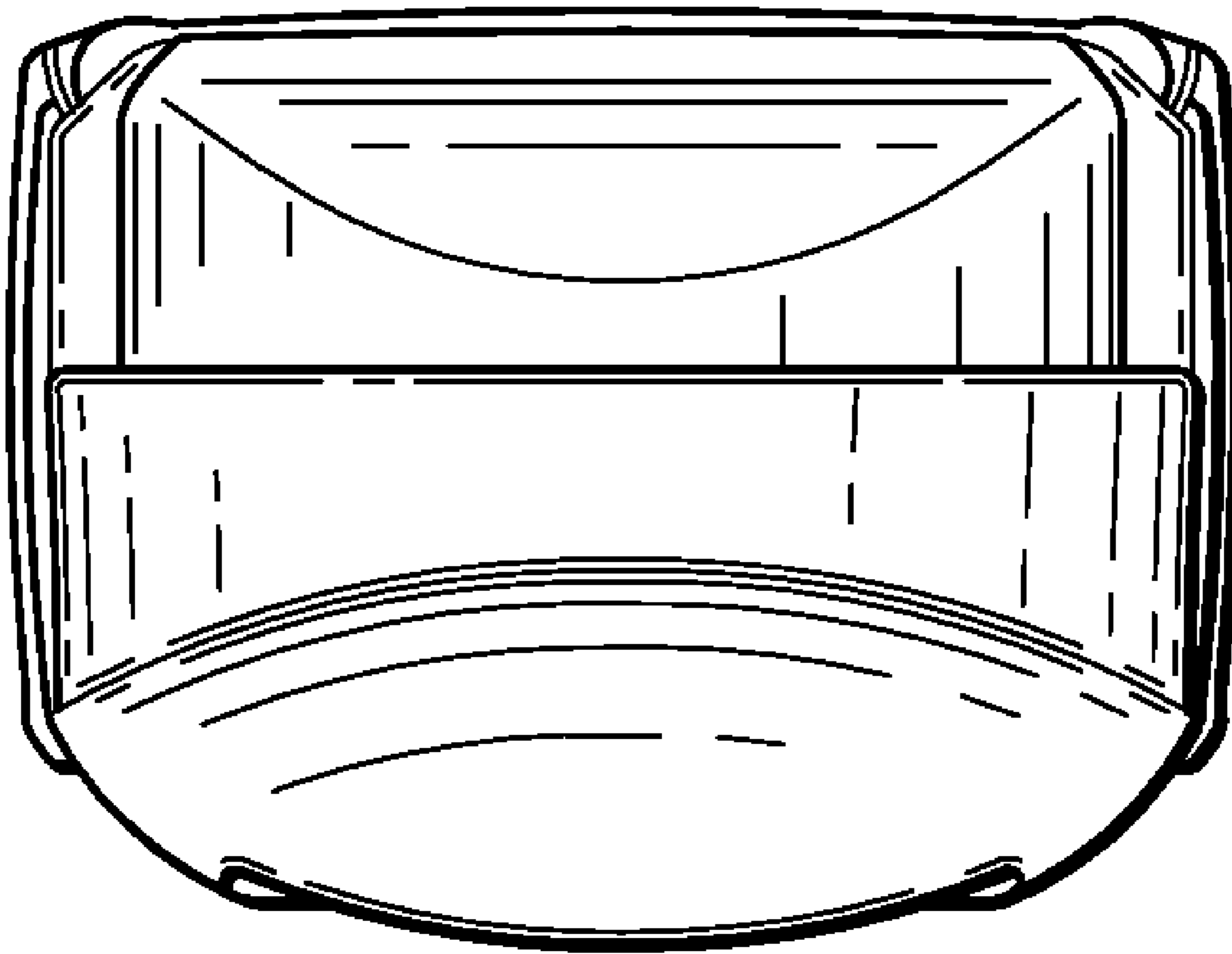


FIG. 6


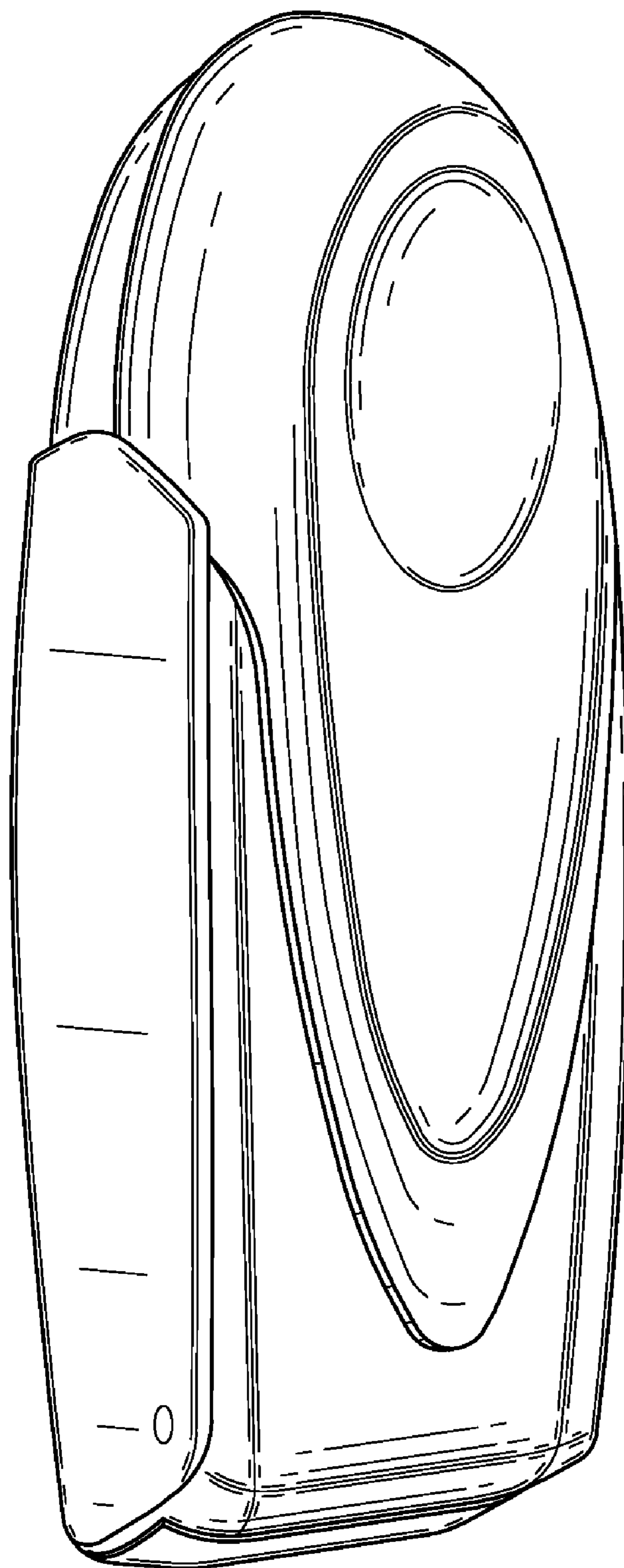


FIG. 7



UNITED STATES PATENT AND TRADEMARK OFFICE
CERTIFICATE OF CORRECTION

PATENT NO. : D614,688 S
APPLICATION NO. : 29/299700
DATED : April 27, 2010
INVENTOR(S) : Johann Wilflingseder, Ronald Kreilhuber and Peter Zindl

Page 1 of 1

It is certified that error appears in the above-identified patent and that said Letters Patent is hereby corrected as shown below:

On the title page, under the heading Description:

“Fig. 1 depicts and upward front view of our design for a handstamp.” should read

--Fig. 1 is a front elevation of a Handstamp showing my new design;--

“Fig. 2 depicts an upward right side view thereof;” should read

--Fig. 2 is a right side elevation view thereof;--

“Fig. 3 depicts an upward back view thereof;” should read

--Fig. 3 is a rear elevation thereof.--

“Fig. 4 depicts an upward left side view thereof;” should read

--Fig. 4 is a left side elevation thereof;--

“Fig. 5 depicts a top end view thereof;” should read

--Fig. 5 is a top plan view thereof;--

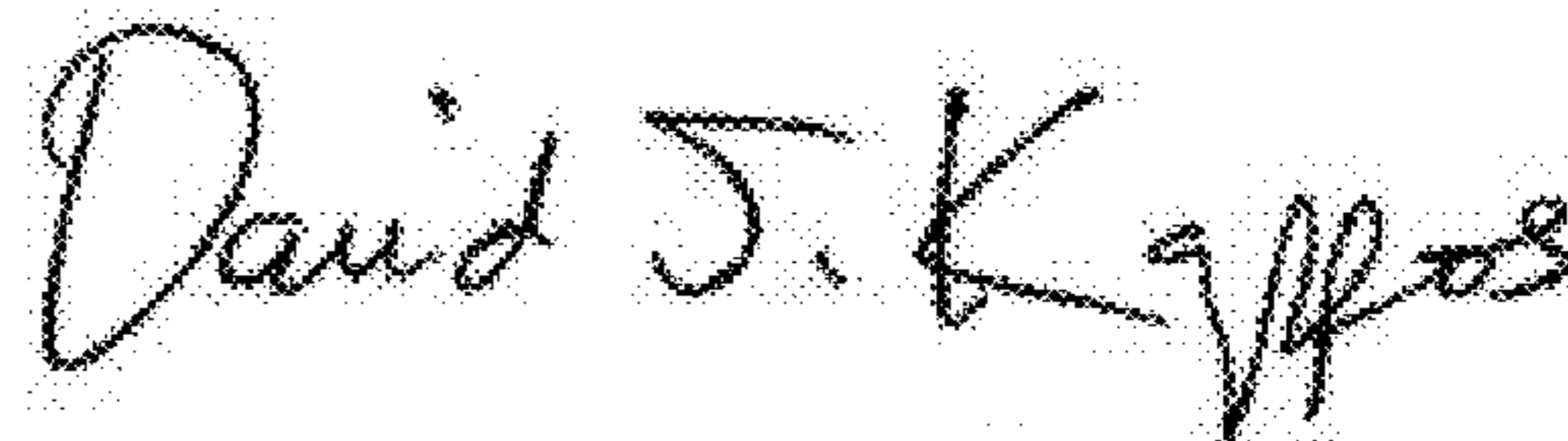
“Fig. 6 depicts a bottom end view thereof; and” should read

Fig. 6 is a bottom plan view thereof; and--

“Fig. 7 depicts an upward oblique right view front view thereof;” should read

--Fig. 7 is a front perspective view thereof.--

Signed and Sealed this
Fifth Day of April, 2011



David J. Kappos
Director of the United States Patent and Trademark Office