



US00D614676S

(12) **United States Design Patent**
Arns et al.

(10) **Patent No.:** **US D614,676 S**

(45) **Date of Patent:** **** Apr. 27, 2010**

(54) **SHAKE DISPENSER**

D474,076 S * 5/2003 Fromm D7/606
D502,471 S * 3/2005 Yuen D15/81
D536,917 S * 2/2007 McWilliam D7/309

(75) Inventors: **Maarten Arns**, Nijmegen (NL); **Harry Schippers**, Wierden (NL)

* cited by examiner

(73) Assignee: **TOECA International Company BV**, Stenograaf (NL)

Primary Examiner—Ian Simmons
Assistant Examiner—Dana L Sipos

(**) Term: **14 Years**

(74) *Attorney, Agent, or Firm*—Justin Lampel

(21) Appl. No.: **29/312,404**

(57) **CLAIM**

(22) Filed: **Oct. 20, 2008**

The ornamental design for a shake dispenser, as shown and described.

(51) **LOC (9) Cl.** **15-07**

(52) **U.S. Cl.** **D15/82**

(58) **Field of Classification Search** D7/300,
D7/305–306, 309–313, 601, 605, 368–371,
D7/669, 681, 372–374, 376–378, 386–397;
99/275, 387; D20/1, 4; D15/79–82, 88
See application file for complete search history.

DESCRIPTION

(56) **References Cited**

U.S. PATENT DOCUMENTS

D148,942 S * 3/1948 Naiden D20/5
D155,802 S * 11/1949 Hansen, Jr. D20/5
D192,180 S * 2/1962 Hodgman D20/5
D419,193 S * 1/2000 Kojima et al. D20/4
D445,292 S * 7/2001 Sowden D7/309
D463,717 S * 10/2002 Krieger D7/605
D465,133 S * 11/2002 Ben-Moshe D7/605

FIG. 1 is a front perspective view of a shake dispenser of the present invention;

FIG. 2 is a front elevational view thereof;

FIG. 3 is a side elevational view thereof;


FIG. 4 is a side elevational view thereof, opposite that shown in FIG. 3;

FIG. 5 is a top plan view thereof; and,

FIG. 6 is an enlarged detail perspective view thereof, taken along the line 6—6 of FIG. 1.

The broken line showing is for illustrative purposes only and forms no part of the claimed design.

1 Claim, 5 Drawing Sheets






FIG. 1

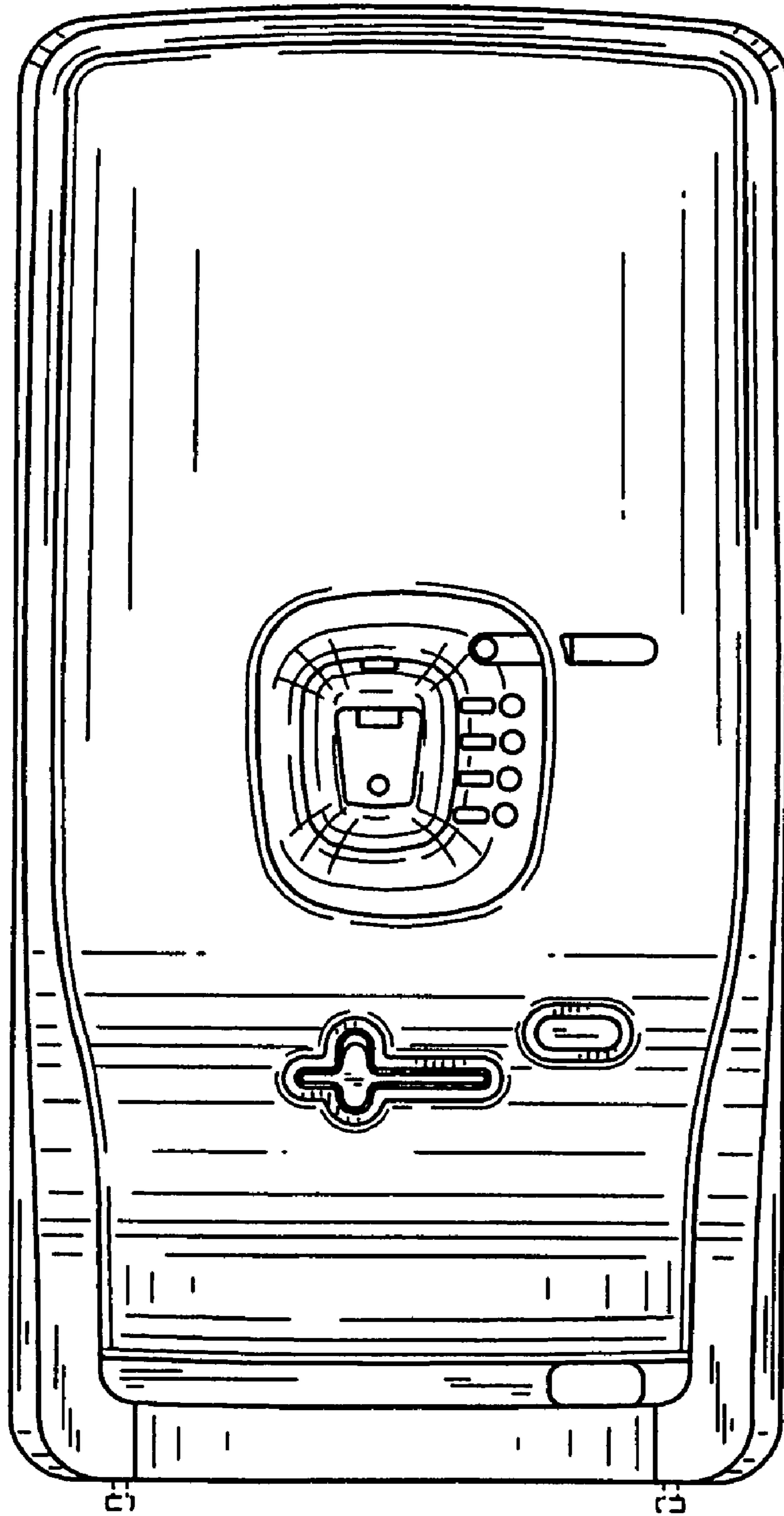


FIG. 2

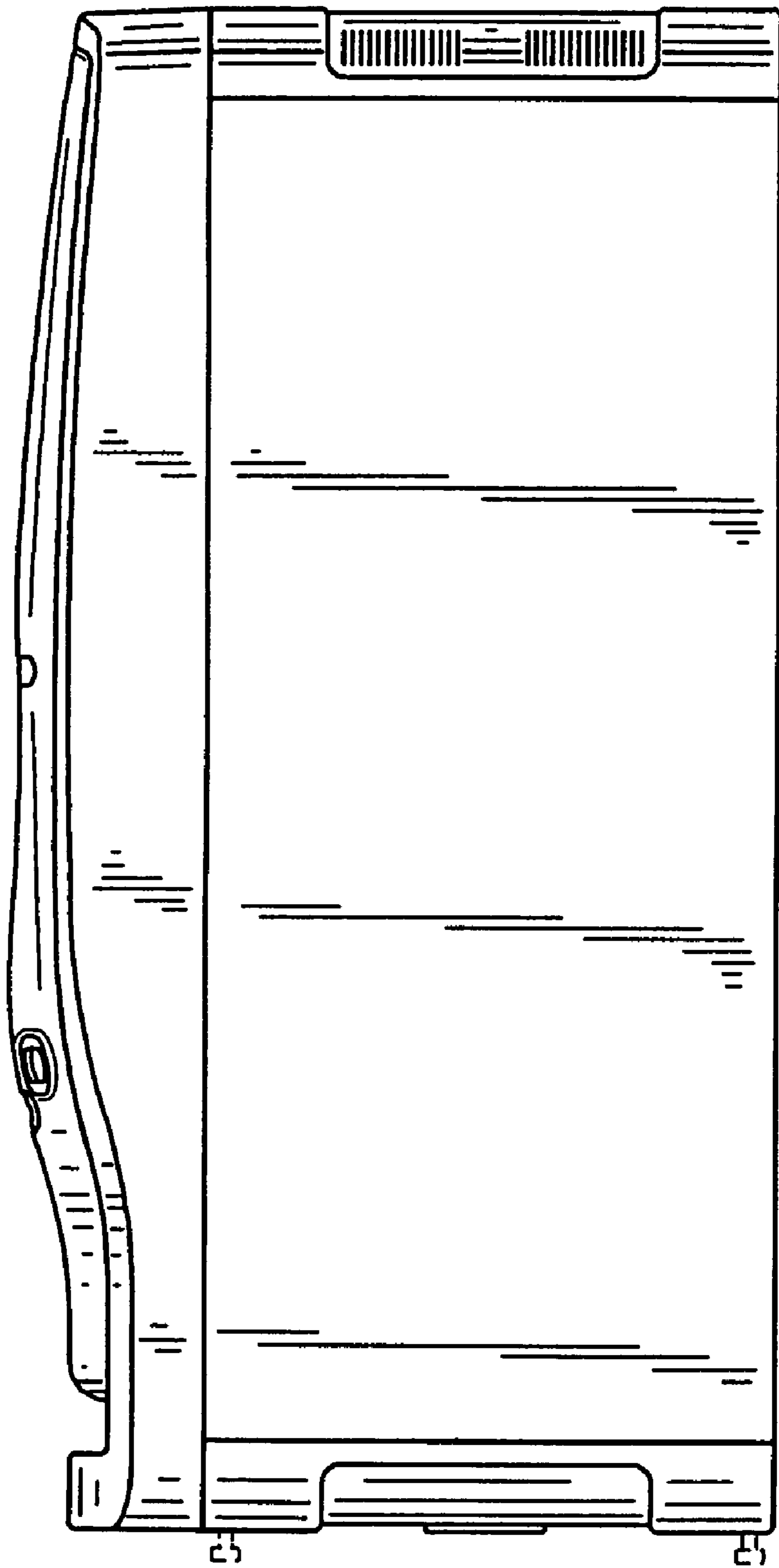


FIG. 3

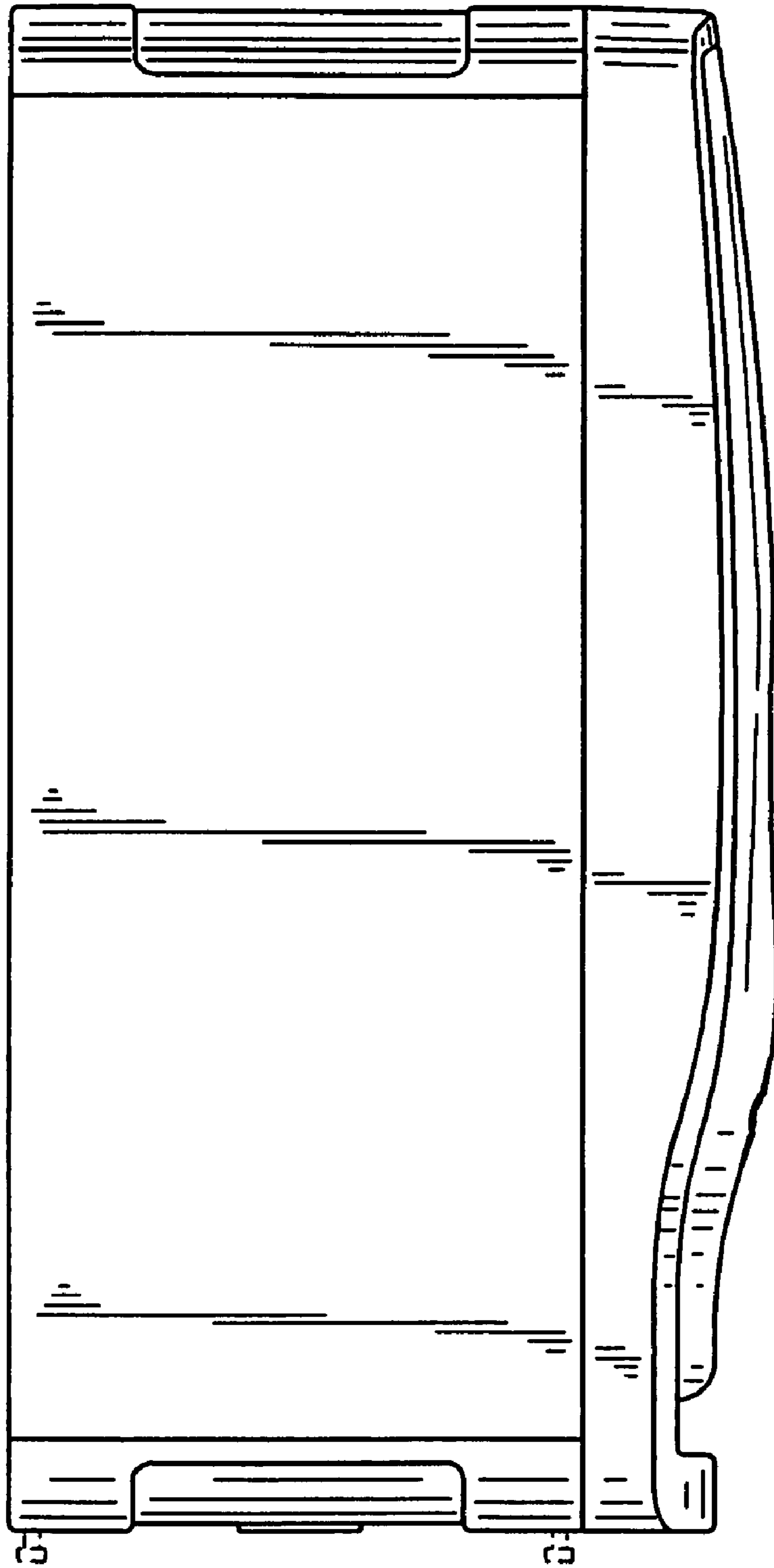


FIG. 4

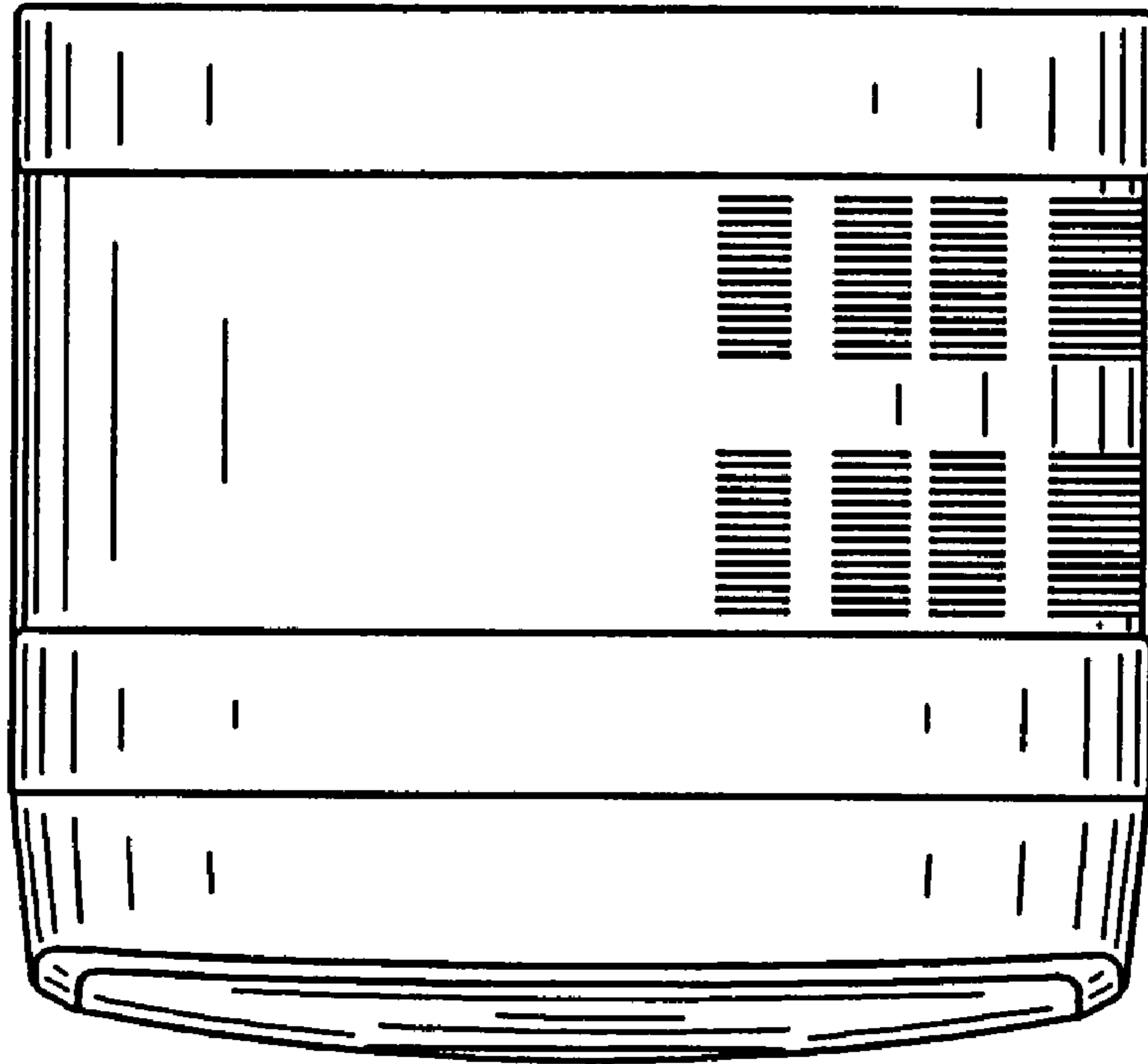


FIG. 5

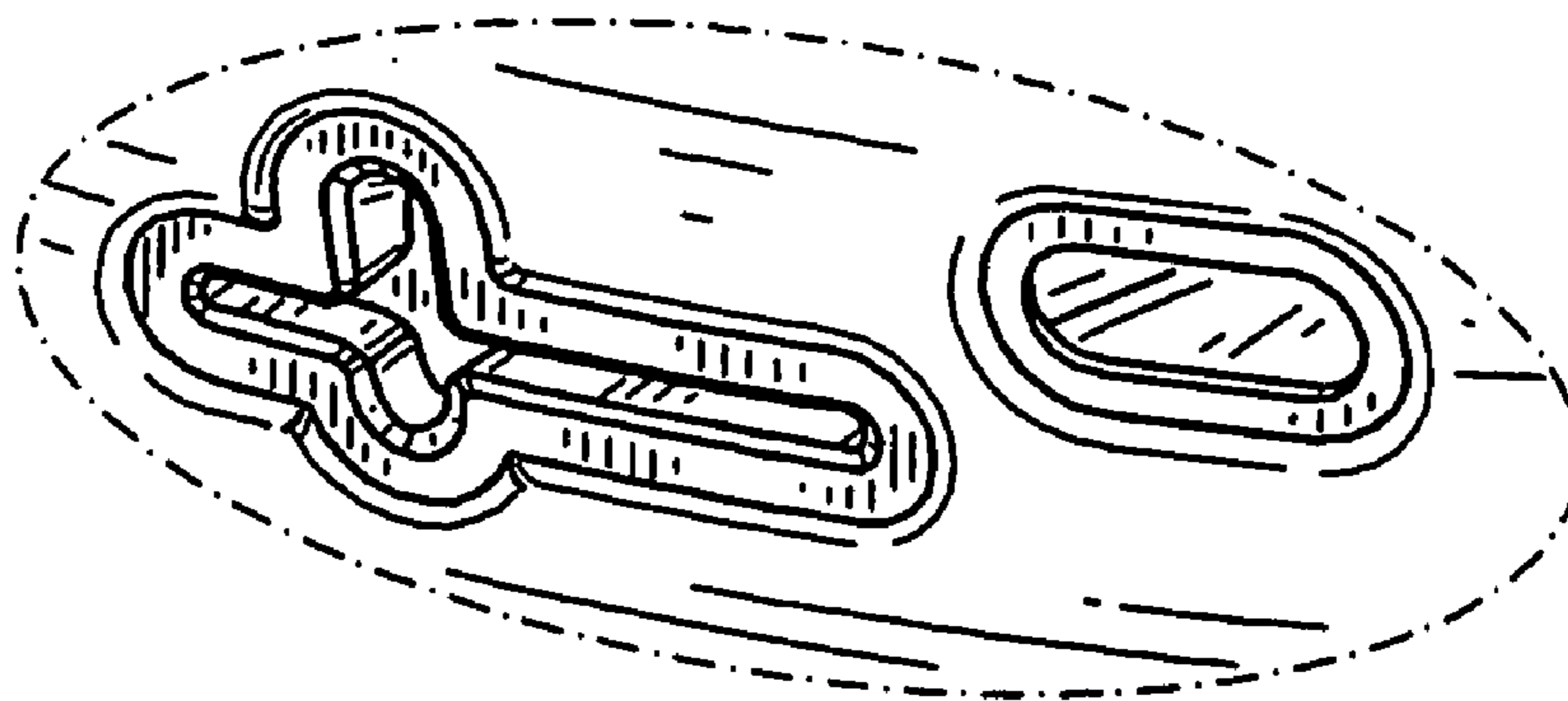


FIG. 6