



US00D614630S

(12) **United States Design Patent**  
**Wang**

(10) **Patent No.:** **US D614,630 S**

(45) **Date of Patent:** **\*\* Apr. 27, 2010**

(54) **FRONT BEZEL FOR A COMPUTER ENCLOSURE**

(75) Inventor: **Ren-Wen Wang**, Shenzhen (CN)

(73) Assignee: **Hon Hai Precision Industry Co., Ltd.**,  
Tu-Cheng, Taipei Hsien (TW)

(\*\*) Term: **14 Years**

(21) Appl. No.: **29/334,466**

(22) Filed: **Mar. 27, 2009**

(30) **Foreign Application Priority Data**

Feb. 26, 2009 (CN) ..... 2009 3 0300721

(51) **LOC (9) Cl.** ..... **14-02**

(52) **U.S. Cl.** ..... **D14/444**

(58) **Field of Classification Search** ..... D14/441-446;  
D13/162, 184, 199; 312/223.2, 326; 361/679.01,  
361/679.02, 679.33, 679.55, 727; 369/34.01,  
369/36.01

See application file for complete search history.

(56) **References Cited**

**U.S. PATENT DOCUMENTS**

D411,191 S \* 6/1999 Liu et al. .... D14/445  
D521,007 S \* 5/2006 Huang et al. .... D14/444  
D530,332 S \* 10/2006 Wang ..... D14/444  
D534,173 S \* 12/2006 Chen et al. .... D14/444

D544,867 S \* 6/2007 Liu et al. .... D14/441  
D552,107 S \* 10/2007 Chen et al. .... D14/444  
D570,352 S \* 6/2008 Chen et al. .... D14/441  
D570,353 S \* 6/2008 Chen et al. .... D14/444  
D573,149 S \* 7/2008 Chen et al. .... D14/441

\* cited by examiner

*Primary Examiner*—Freda S Nunn

(74) *Attorney, Agent, or Firm*—Frank R. Niranjan

(57) **CLAIM**

The ornamental design for front bezel for a computer enclosure, as shown and described.

**DESCRIPTION**

FIG. 1 is a perspective view of front bezel for a computer enclosure showing my design;

FIG. 2 is a front elevational view thereof;

FIG. 3 is a left side, elevational view thereof;

FIG. 4 is a right side, elevational view thereof;

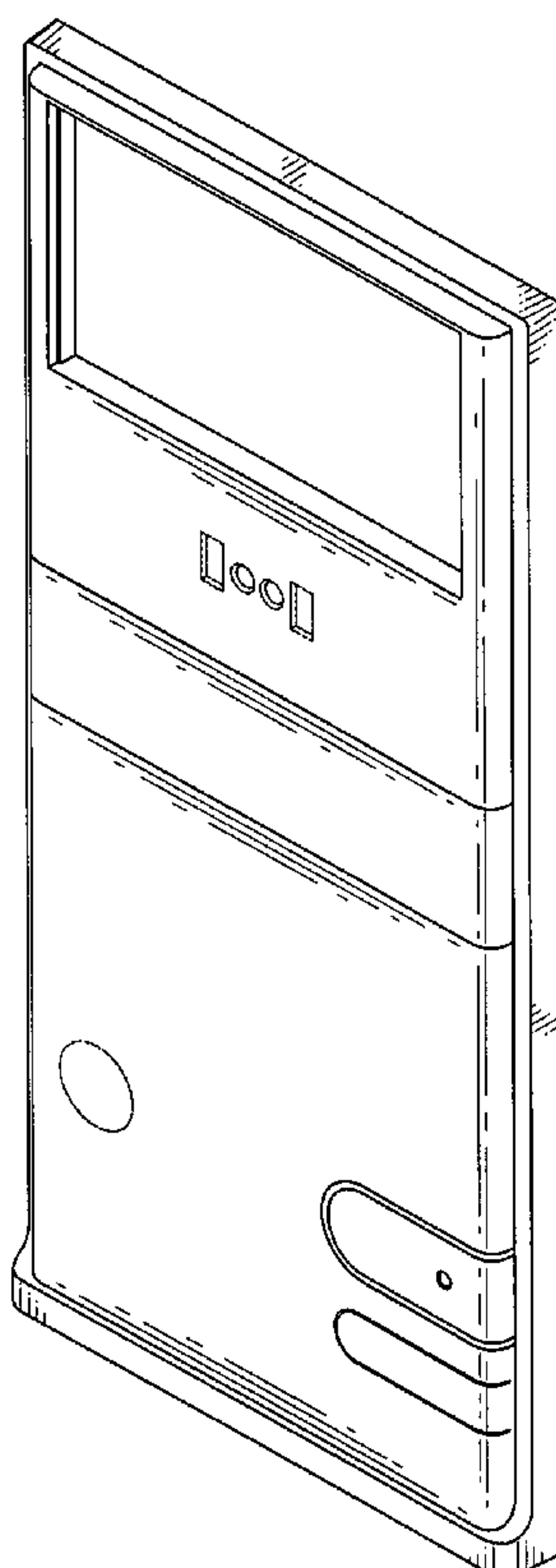
FIG. 5 is a top plan view thereof; and

FIG. 6 is a bottom plan view thereof; and,

FIG. 7 is a perspective view of the front bezel being mounted to a computer enclosure.

Broken lines shown in the drawings illustrate portions of computer enclosure and form no part of the claimed design.

**1 Claim, 7 Drawing Sheets**



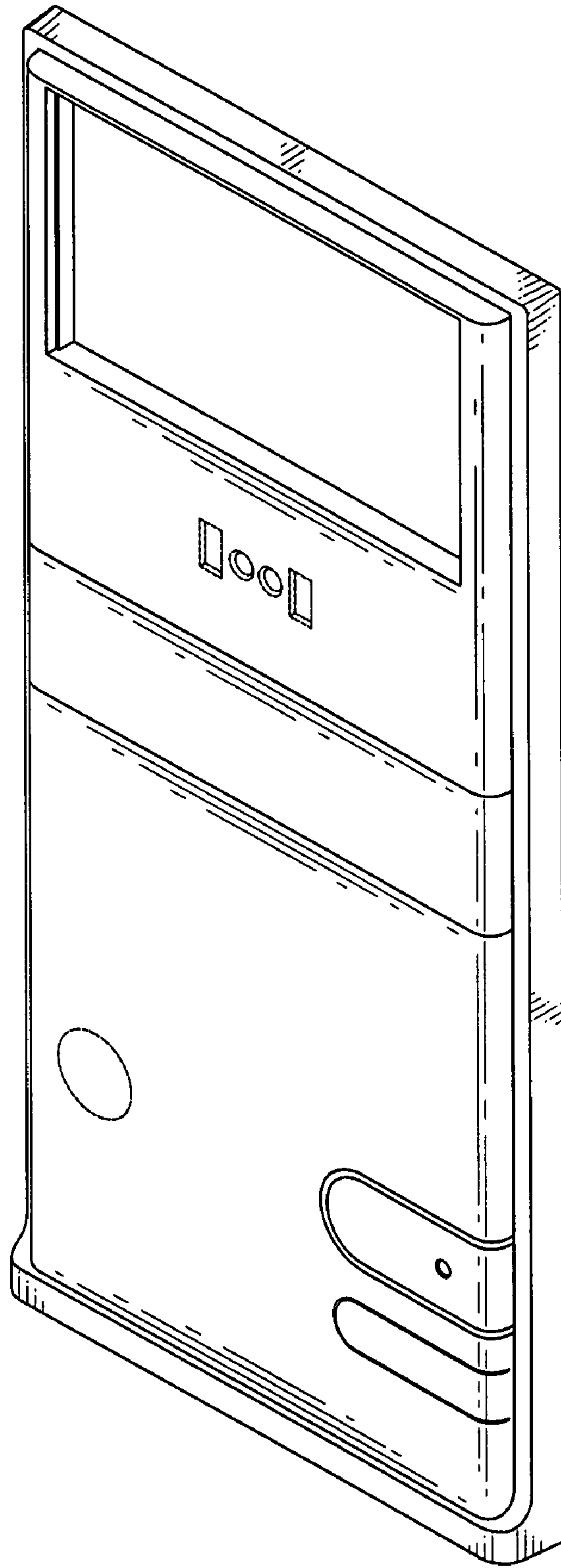


FIG. 1




FIG. 2

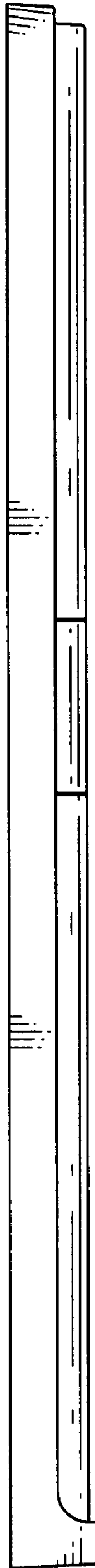


FIG. 3



FIG. 4




FIG. 5




FIG. 6

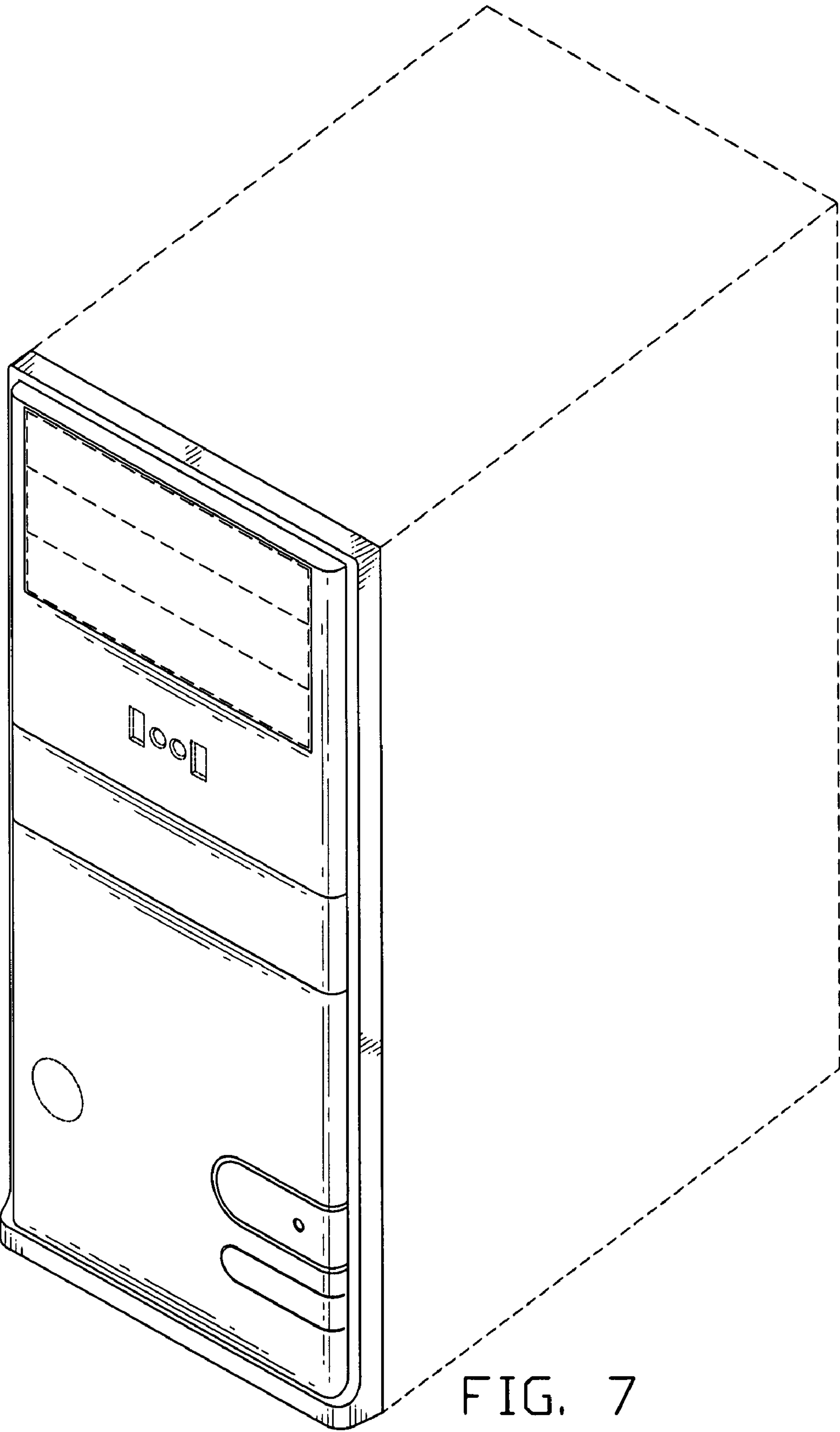


FIG. 7