



US00D614626S

(12) **United States Design Patent**
Dai et al.

(10) **Patent No.:** **US D614,626 S**
(45) **Date of Patent:** **** Apr. 27, 2010**

(54) **HAND HELD DEVICE**

(75) Inventors: **Zhi-Hong Dai**, Shang Hai (CN);
De-Zheng Lan, Shang Hai (CN);
Shih-Chin Tseng, Shang Hai (CN)

(73) Assignee: **Inventec Appliances (Shanghai) Co., Ltd.**, Shang Hai (CN)

(**) Term: **14 Years**

(21) Appl. No.: **29/336,535**

(22) Filed: **May 5, 2009**

(30) **Foreign Application Priority Data**

Nov. 18, 2008 (CN) 2008 3 0186120

(51) **LOC (9) Cl.** **14-02**

(52) **U.S. Cl.** **D14/426**

(58) **Field of Classification Search** D14/420,
D14/426-430, 453, 346, 341, 347, 412, 138;
D13/107, 184; 358/473; 235/462.43, 462.45,
235/462.47, 462.48, 462.44, 462.46, 487,
235/472.01, 472.02, 145 A, 145 R; D10/78;
324/426; D3/273; 710/73; D18/7; 361/679;
382/313, 321; 455/575.1, 561, 572; 345/156,
345/168, 169, 172, 173, 87

See application file for complete search history.

(56) **References Cited**

U.S. PATENT DOCUMENTS

D355,904 S * 2/1995 Swartz et al. D14/429
D357,240 S * 4/1995 Kitazumi et al. D14/429
5,541,840 A * 7/1996 Gurne et al. 701/33
D383,124 S * 9/1997 Lanzaro et al. D14/429
5,679,943 A * 10/1997 Schultz et al. 235/472.02
D386,152 S * 11/1997 Warneke D14/347
D390,554 S * 2/1998 Larson et al. D14/137
D391,234 S * 2/1998 Chacon et al. D14/341
5,736,726 A * 4/1998 VanHorn et al. 235/472.02
5,763,864 A * 6/1998 O'Hagan et al. 235/462.07

D398,903 S * 9/1998 Chacon et al. D14/343
D399,521 S * 10/1998 Coveley D14/429
5,831,819 A * 11/1998 Chacon et al. 361/679.56
D414,470 S * 9/1999 Chacon et al. D14/341
D414,760 S * 10/1999 Hetfield et al. D14/426
5,969,328 A * 10/1999 Kunert 235/472.01
D428,883 S * 8/2000 Mizusugi et al. D14/346
D429,226 S * 8/2000 Siddoway et al. D14/347
6,109,528 A * 8/2000 Kunert et al. 235/472.01
6,181,992 B1 * 1/2001 Gurne et al. 701/29
D439,898 S * 4/2001 Ober et al. D14/347

(Continued)

Primary Examiner—Susan Moon Lee

(74) *Attorney, Agent, or Firm*—McDermott Will & Emery LLP

(57) **CLAIM**

The ornamental design for a hand held device, as shown and described.

DESCRIPTION

FIG. 1 is a front perspective view of the hand held device, showing the new design;

FIG. 2 is a rear perspective view of the hand held device;

FIG. 3 is a front view of the hand held device;

FIG. 4 is a rear view of the hand held device;


FIG. 5 is a side view of the hand held device;

FIG. 6 is another side view of the hand held device;

FIG. 7 is a bottom view of the hand held device; and,

FIG. 8 is a top view of the hand held device.

1 Claim, 6 Drawing Sheets



US D614,626 S

Page 2

U.S. PATENT DOCUMENTS

D447,141 S *	8/2001	Itoh et al.	D14/385	D518,043 S *	3/2006	Barness et al.	D14/346
D456,806 S *	5/2002	Ahearn et al.	D14/347	D538,291 S *	3/2007	Croley et al.	D14/453
D462,357 S *	9/2002	Jenkins	D14/426	D538,292 S *	3/2007	Croley et al.	D14/453
D463,425 S *	9/2002	Jenkins	D14/347	D539,294 S *	3/2007	Croley et al.	D14/453
D467,918 S *	12/2002	Fitch et al.	D14/347	D558,776 S *	1/2008	Croley et al.	D14/453
D473,872 S *	4/2003	Ausems et al.	D14/420	D560,223 S *	1/2008	Morris et al.	D14/453
6,633,483 B2 *	10/2003	Akagi et al.	361/679.4	D575,287 S *	8/2008	Miyashita	D14/426
D494,593 S *	8/2004	Wulff et al.	D14/429	D599,798 S *	9/2009	Fitch et al.	D14/426
D496,366 S *	9/2004	Croley et al.	D14/429	2003/0121981 A1 *	7/2003	Slutsky et al.	235/462.45
				2006/0054704 A1 *	3/2006	Fitch et al.	235/472.01

* cited by examiner




FIG. 1

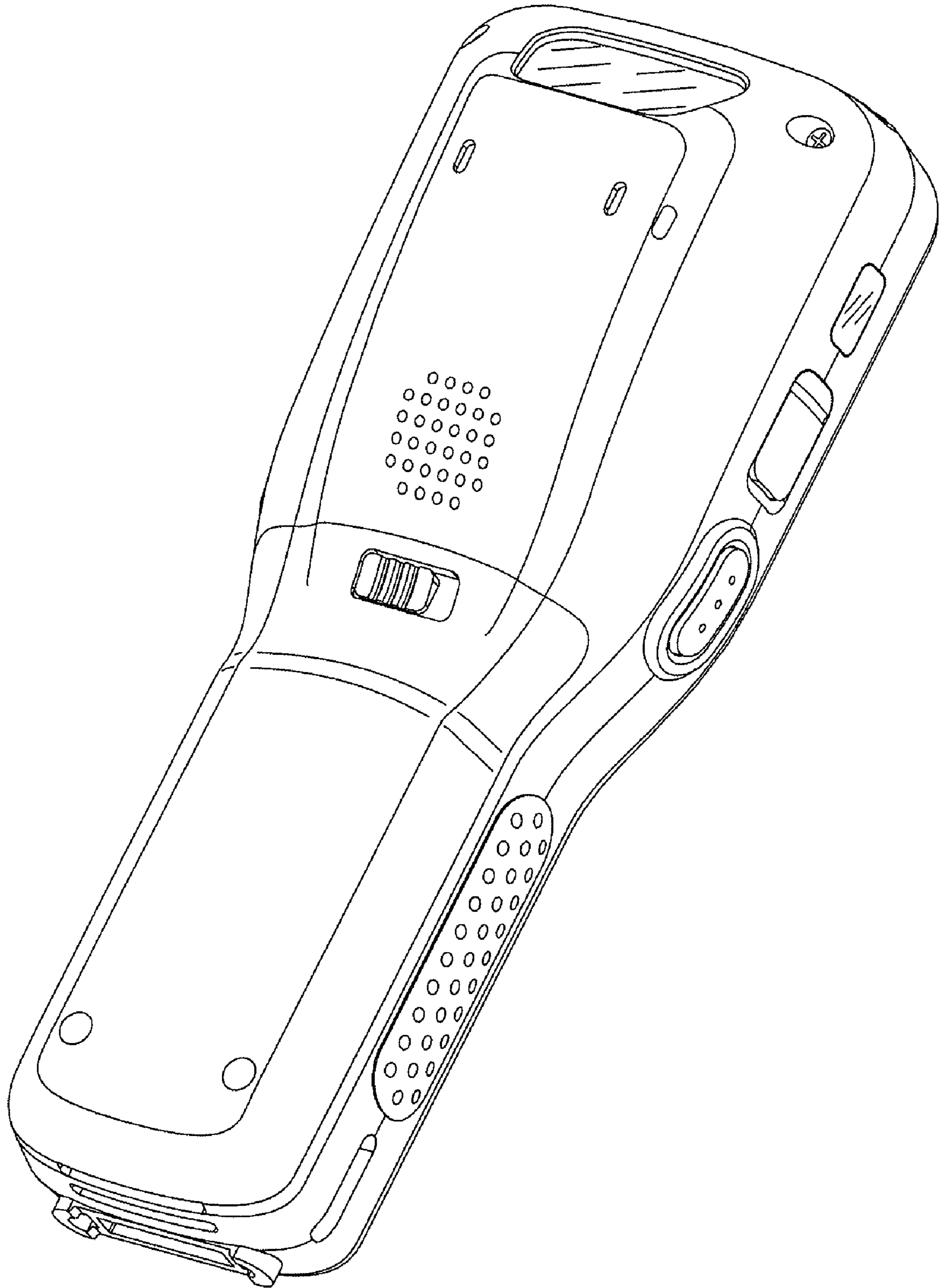


FIG. 2

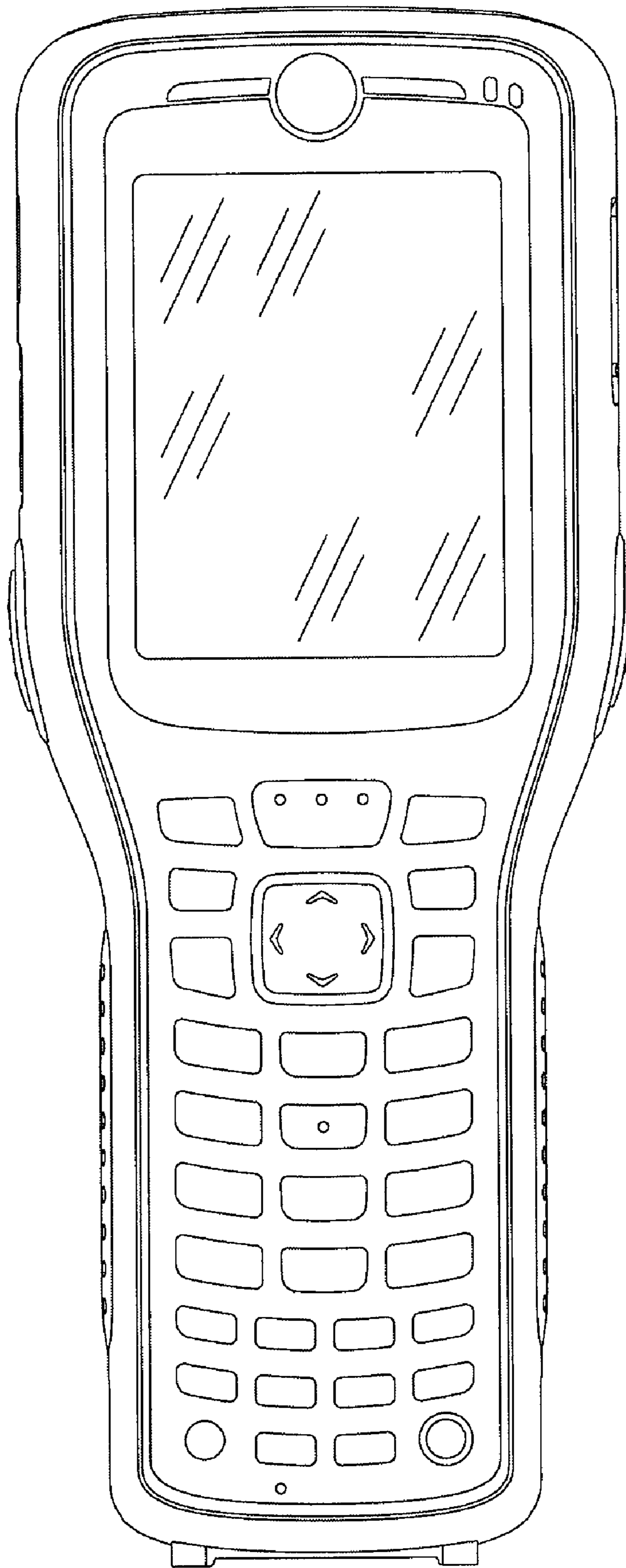


FIG. 3

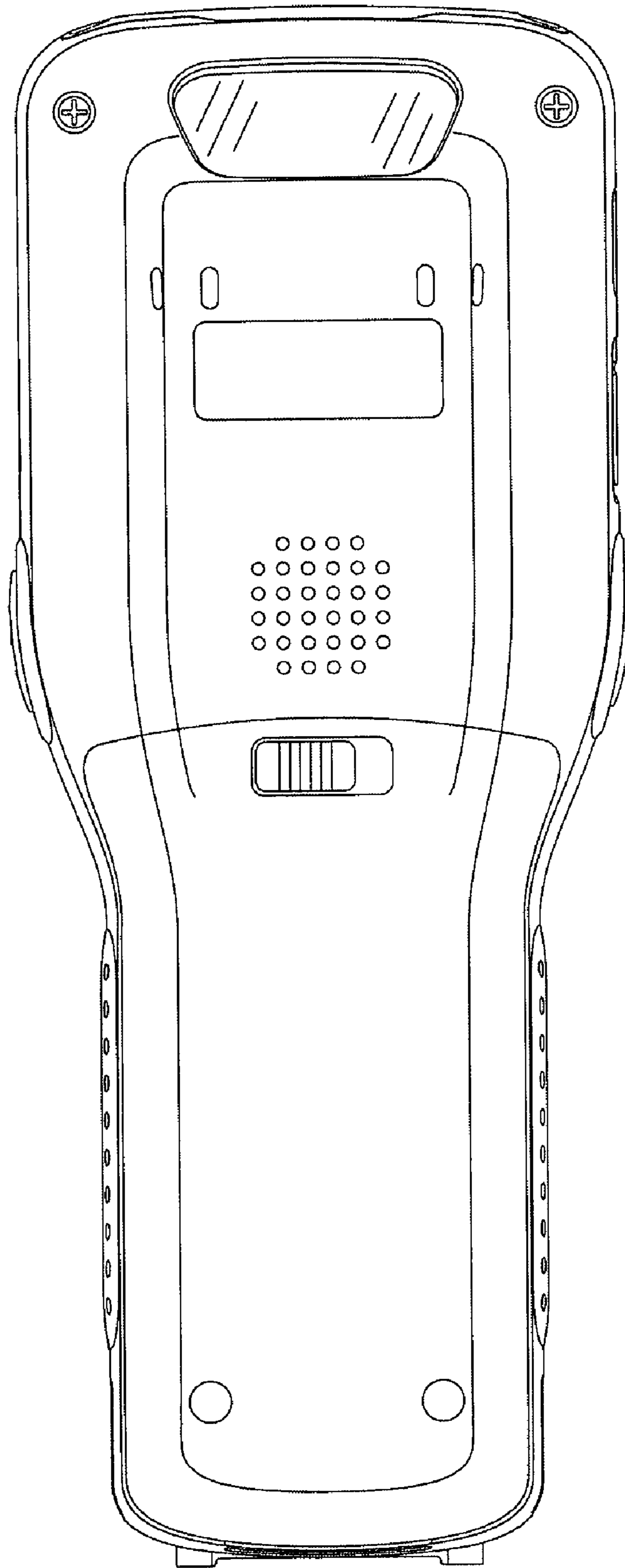


FIG. 4

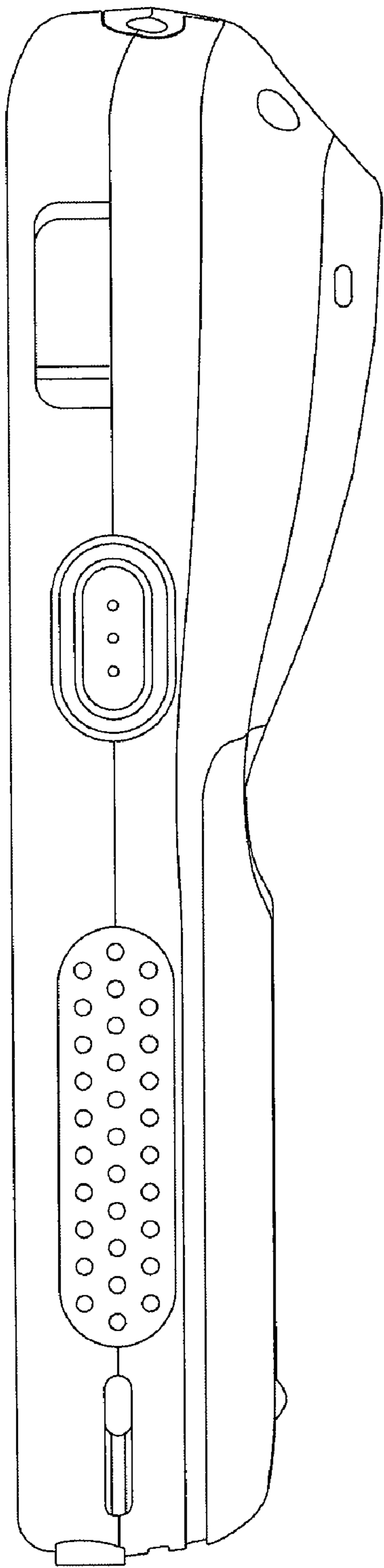


FIG. 5

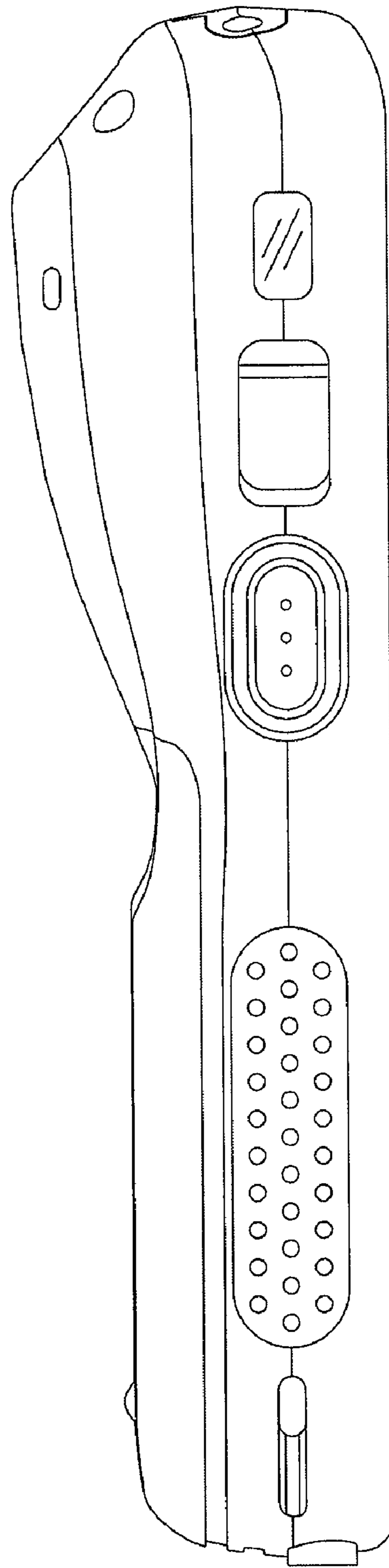


FIG. 6

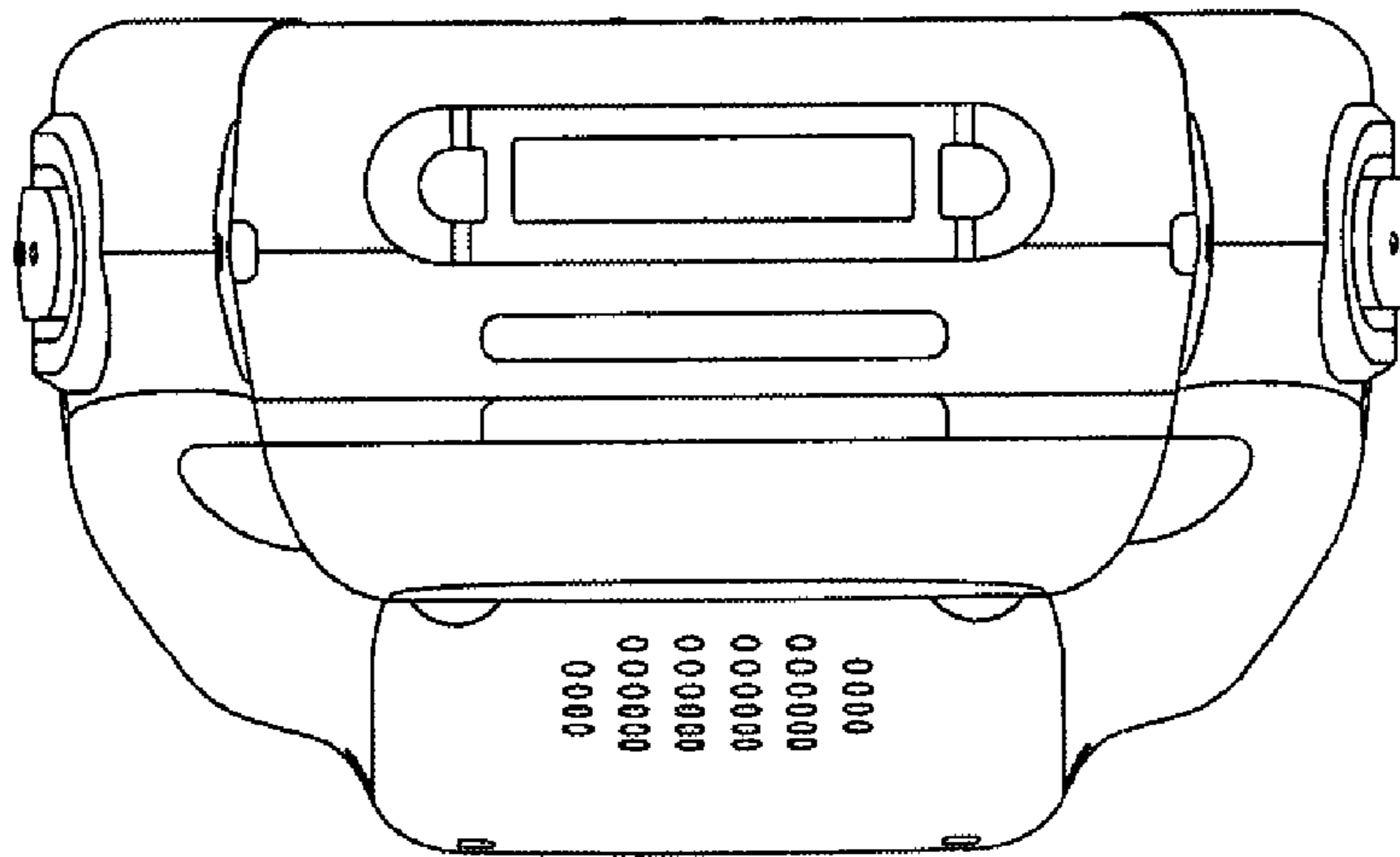


FIG. 7

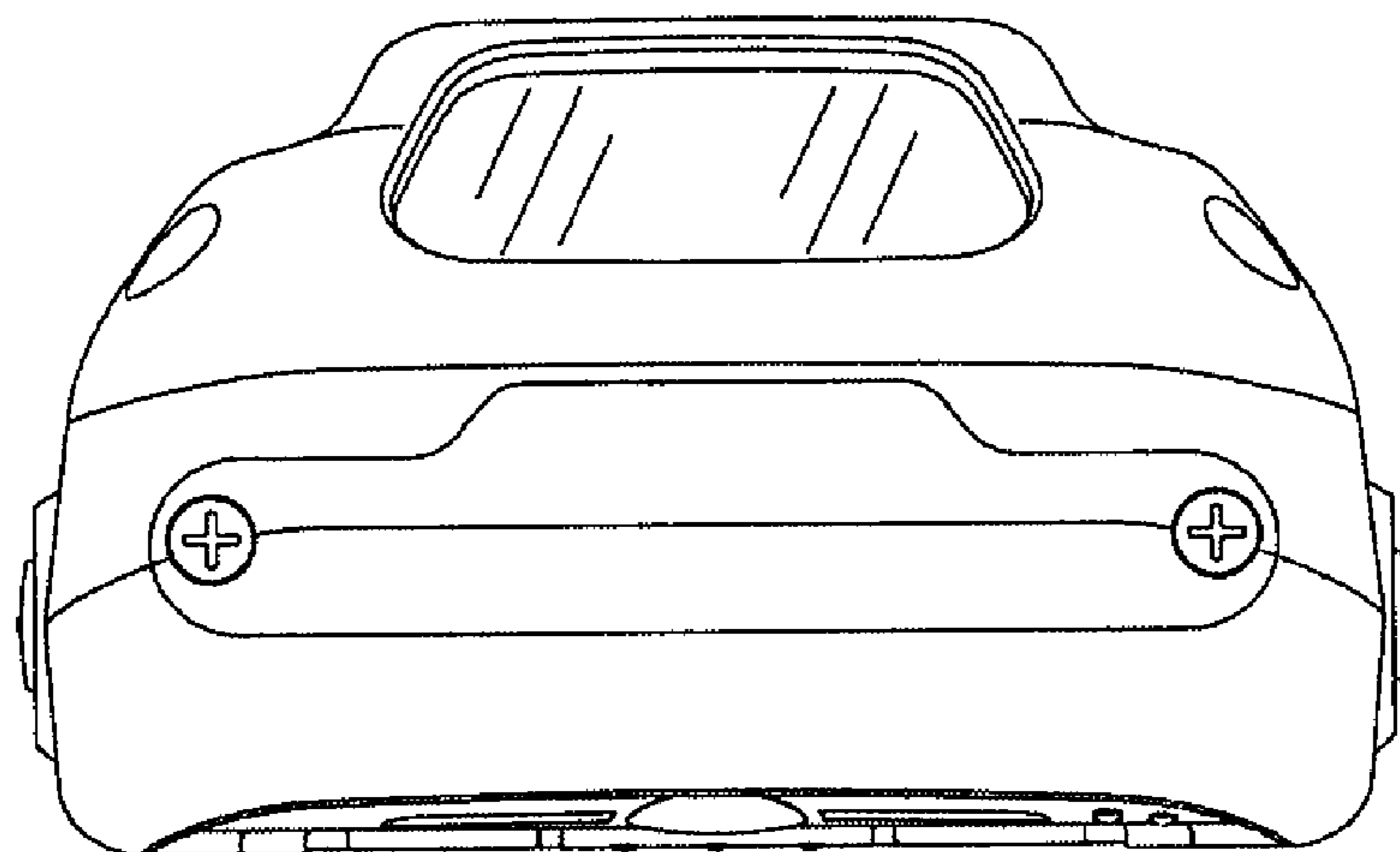


FIG. 8