



US00D614618S

(12) **United States Design Patent**  
**Morabito**

(10) **Patent No.:** **US D614,618 S**

(45) **Date of Patent:** **\*\* Apr. 27, 2010**

(54) **ELECTRONIC DEVICE**

(75) Inventor: **Pascal Ito Morabito**, Paris (FR)

(73) Assignee: **Deutsche Telekom AG** (DE)

(\*\*) Term: **14 Years**

(21) Appl. No.: **29/329,711**

(22) Filed: **Dec. 19, 2008**

(51) **LOC (9) Cl.** ..... **14-02**

(52) **U.S. Cl.** ..... **D14/346**

(58) **Field of Classification Search** ..... D14/341-347,  
D14/454, 455, 456, 457, 448, 449, 439, 432,  
D14/125, 126, 129, 130, 496, 203.1, 203.3,  
D14/203.4, 203.5, 203.6, 203.7, 203.8, 238.1,  
D14/138 R, 138 AA, 138 AB, 138 AC, 138 AD,  
D14/138 C, 138 G, 138, 247, 248; D10/65;  
D21/329, 330, 331, 333; D18/7; 345/901,  
345/169; 455/566, 575.3, 575.4; 379/433.04,  
379/433.06, 433.07, 433.11, 433.12, 433.13;  
348/14.02; D19/60

See application file for complete search history.

(56) **References Cited**

**U.S. PATENT DOCUMENTS**

- D260,646 S \* 9/1981 Akazawa et al. .... D14/171
- D282,663 S \* 2/1986 Scheid ..... D14/346
- D362,270 S \* 9/1995 Allen ..... D19/60
- D367,043 S \* 2/1996 Ross et al. .... D14/346
- D432,560 S \* 10/2000 Endrulat ..... D18/7
- D492,698 S \* 7/2004 Tsai ..... D14/203.7
- D513,267 S \* 12/2005 Chen ..... D14/496
- D516,083 S \* 2/2006 Kataoka ..... D14/203.7
- D527,016 S \* 8/2006 Millora ..... D14/203.4
- D551,665 S \* 9/2007 Tom et al. .... D14/346
- D583,812 S \* 12/2008 Asibey ..... D14/346
- 2005/0227737 A1 \* 10/2005 Moon et al. .... 455/566

**FOREIGN PATENT DOCUMENTS**

DE 402008000099 S 3/2008

EM	000833488-0015	*	11/2007
EM	898465-0001	S	6/2008
EM	898465-0002	S	6/2008
EM	898465-0003	S	6/2008
EM	898465-0004	S	6/2008
EM	898465-0005	S	6/2008
EM	898465-0006	S	6/2008
EM	898465-0007	S	6/2008
EM	898465-0008	S	6/2008
EM	898465-0009	S	6/2008
EM	898465-0010	S	6/2008
EM	898465-0011	S	6/2008
EM	898465-0012	S	6/2008
EM	898465-0013	S	6/2008
EM	902663-0005	S	7/2008
EM	1013874-0002	S	10/2008
EM	1013874-0004	S	10/2008

\* cited by examiner

*Primary Examiner*—Jennifer Rivard  
*Assistant Examiner*—Angela J Lee  
(74) *Attorney, Agent, or Firm*—Lovells LLP

(57) **CLAIM**

The ornamental design for an electronic device, as shown and described.

**DESCRIPTION**

FIG. 1 is a perspective view from front bottom side of an ornamental design for an electronic device;  
FIG. 2 is a perspective view from rear top side thereof;  
FIG. 3 is a front view thereof;  
FIG. 4 is a rear view thereof;  
FIG. 5 is a top side view thereof;  
FIG. 6 is a bottom side view thereof;  
FIG. 7 is a left side view thereof; and,  
FIG. 8 is a right side view thereof.

**1 Claim, 8 Drawing Sheets**

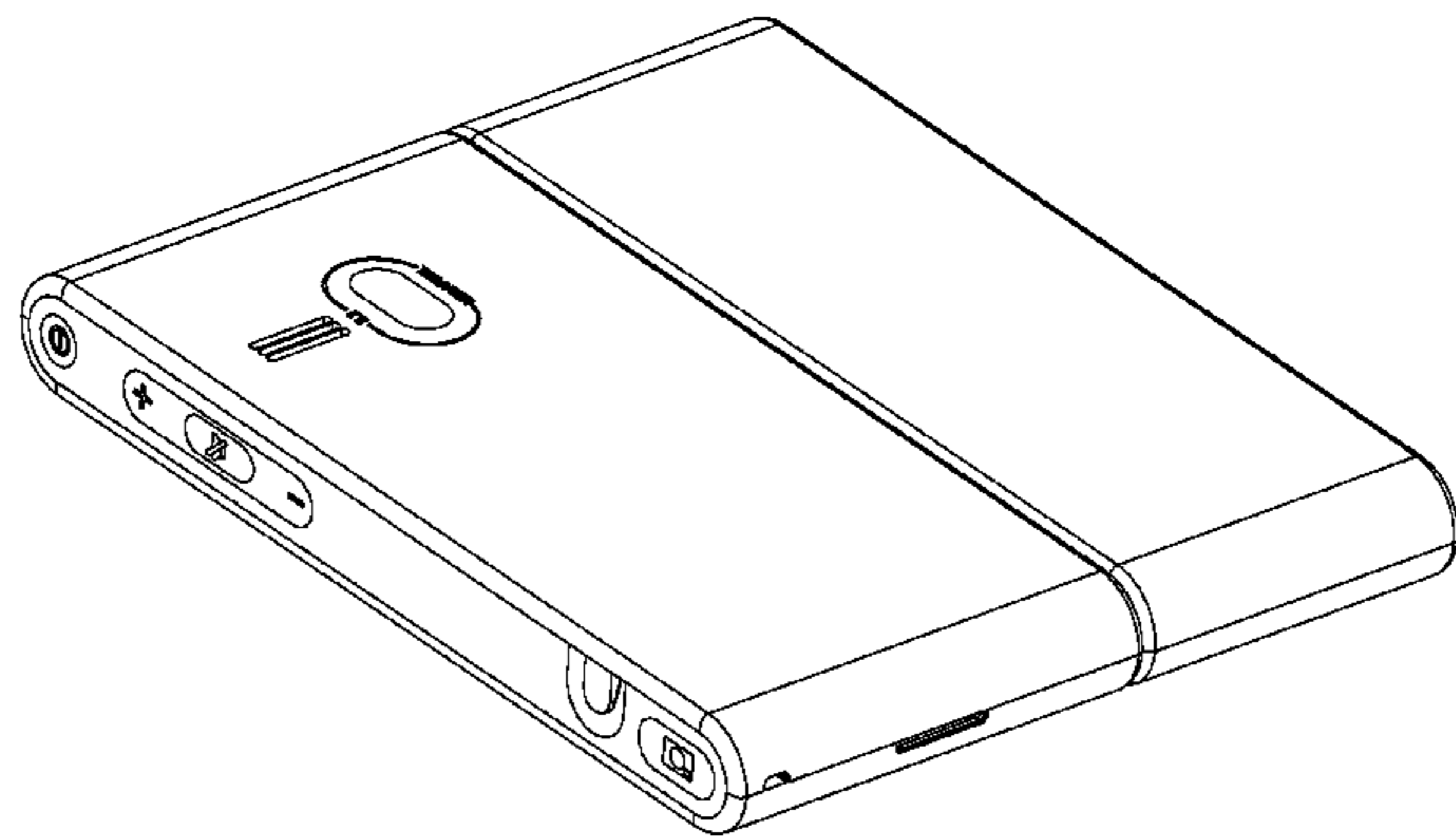



FIG. 1

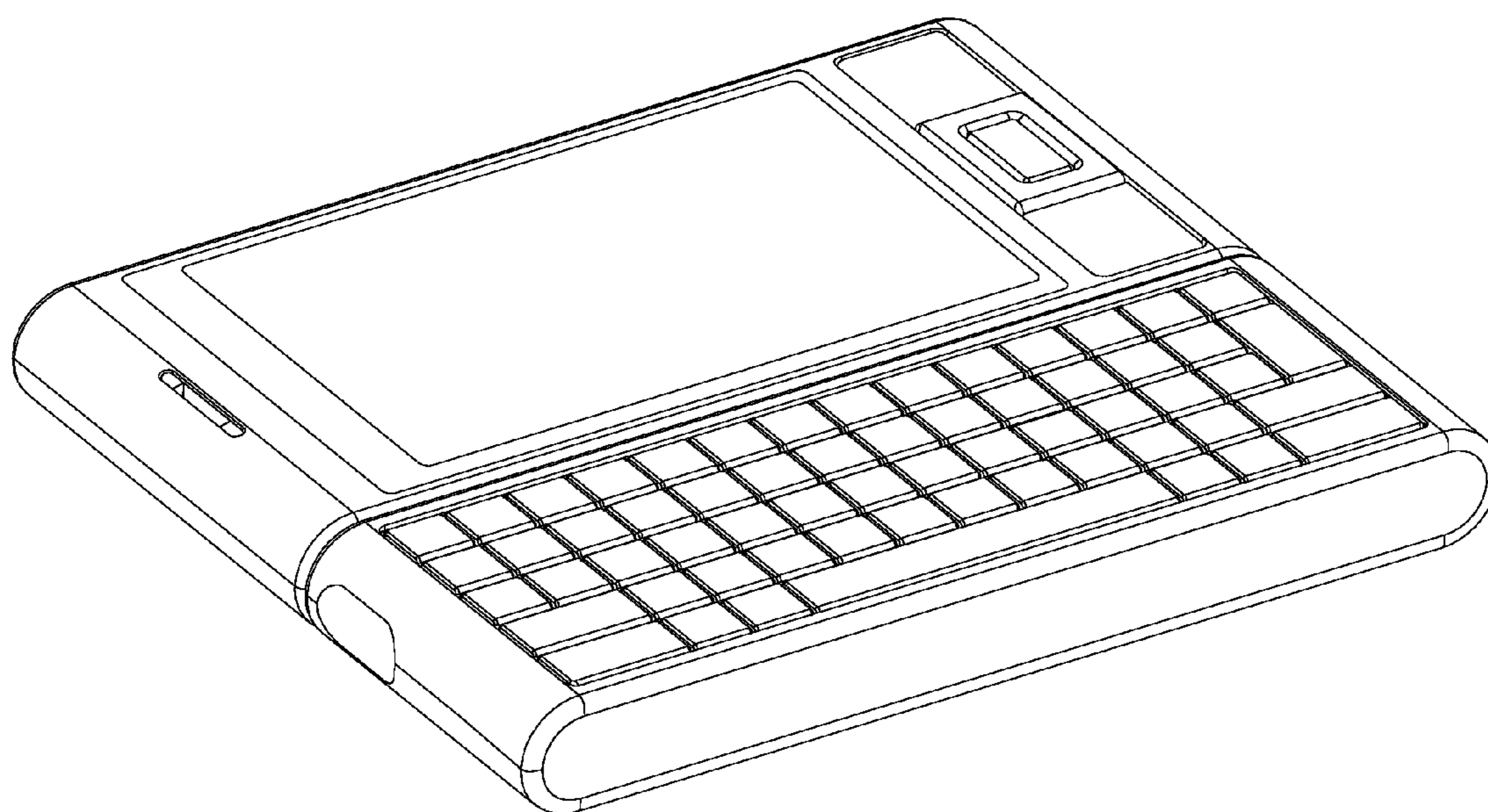


FIG. 2

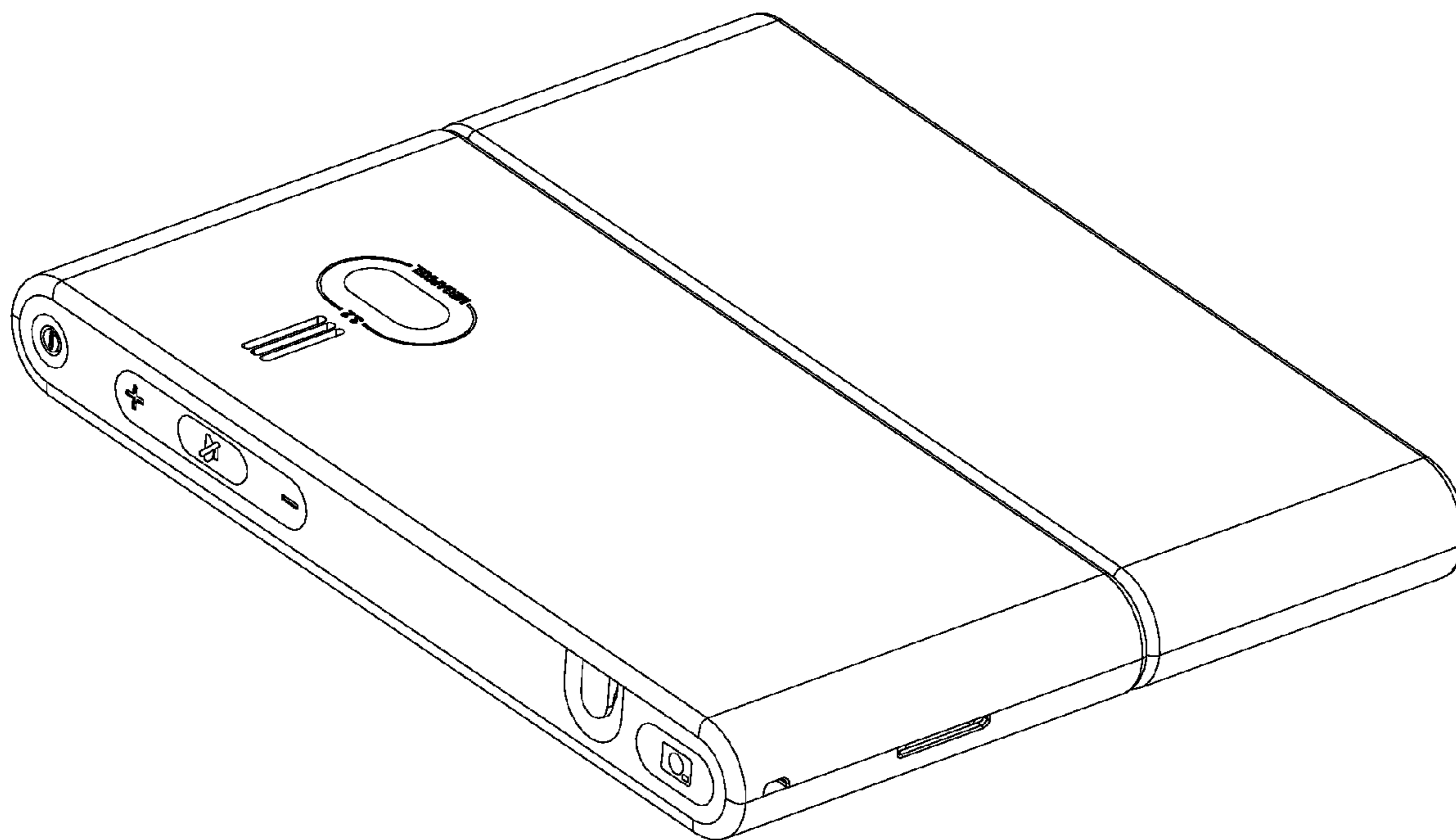


FIG. 3

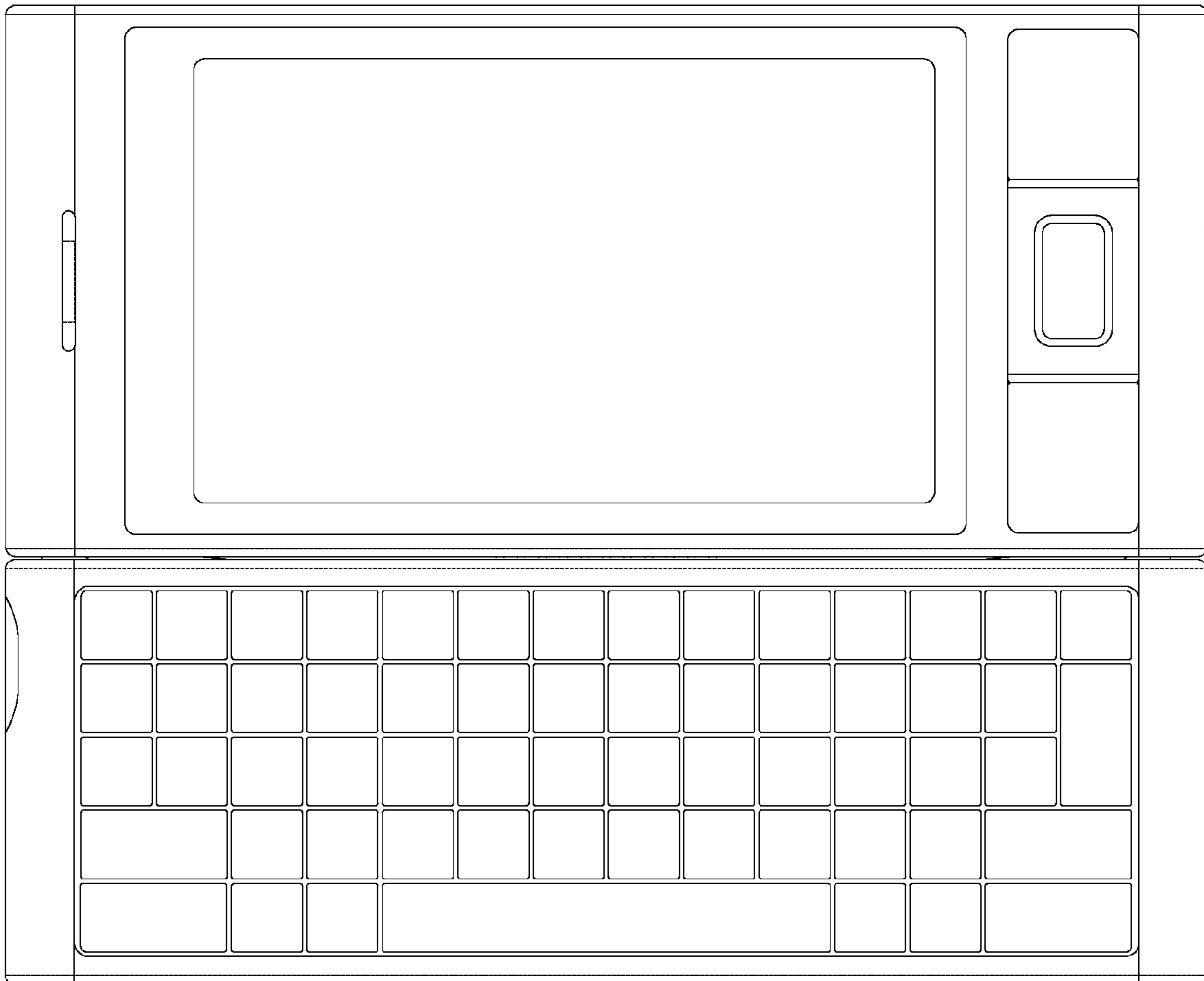


FIG. 4

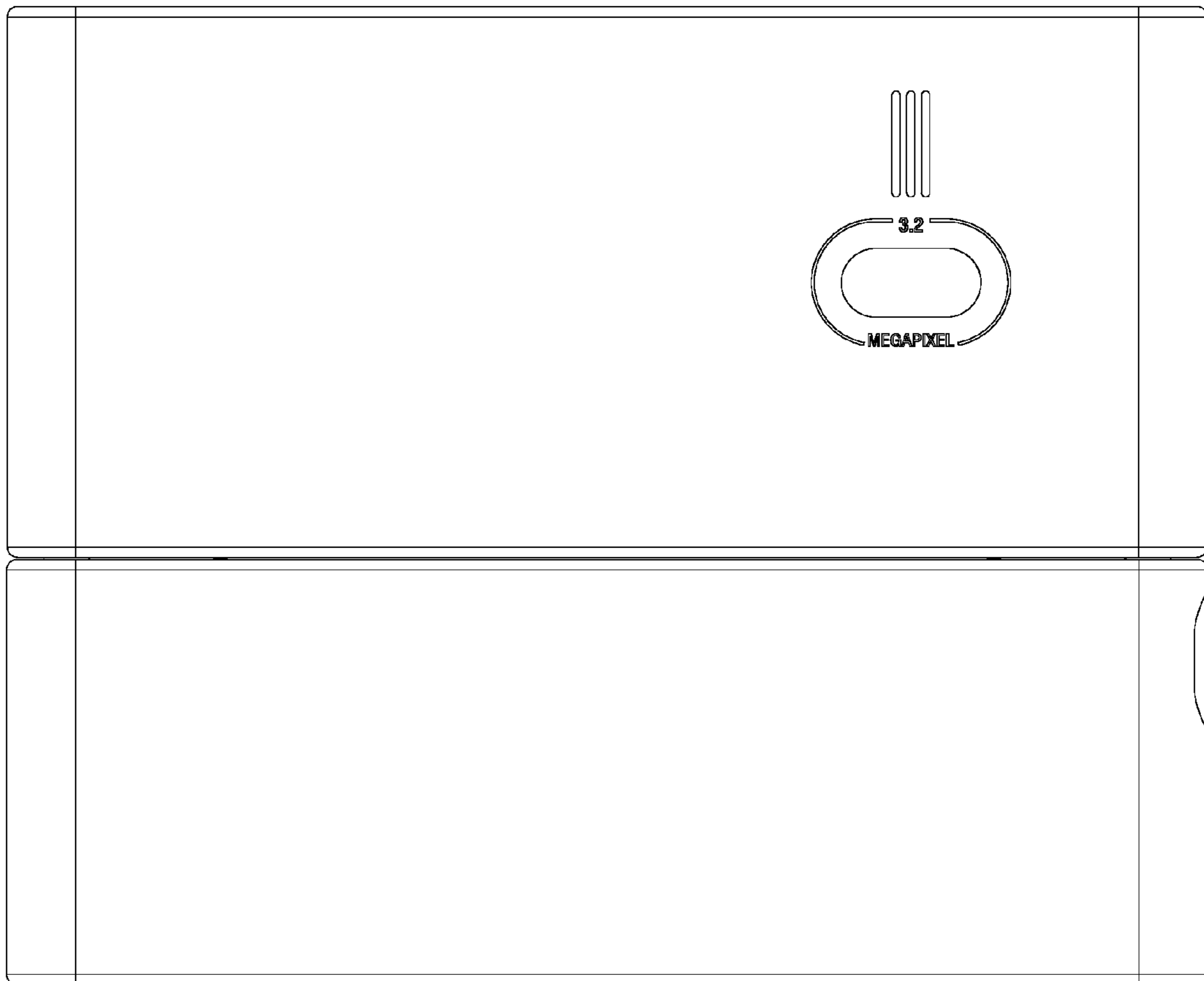
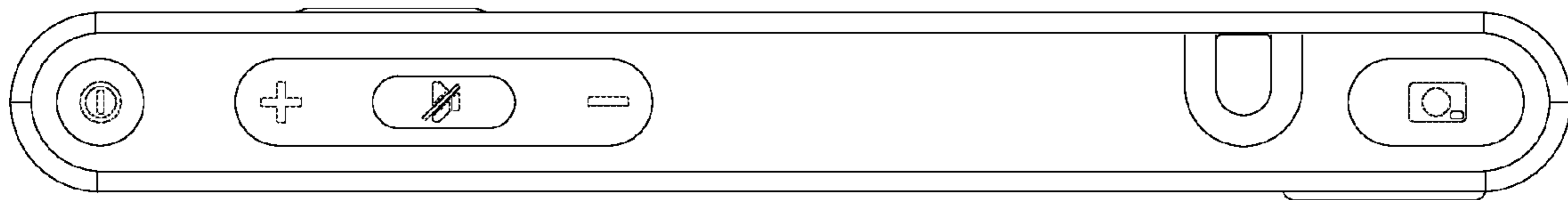



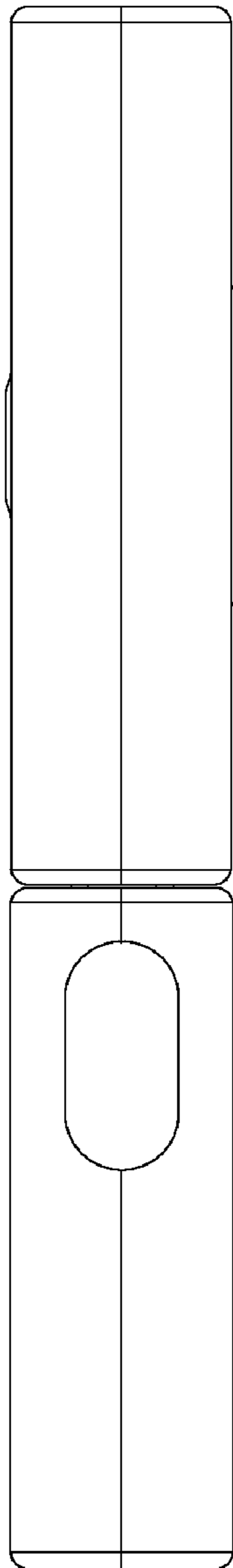
FIG. 5



**FIG. 6**

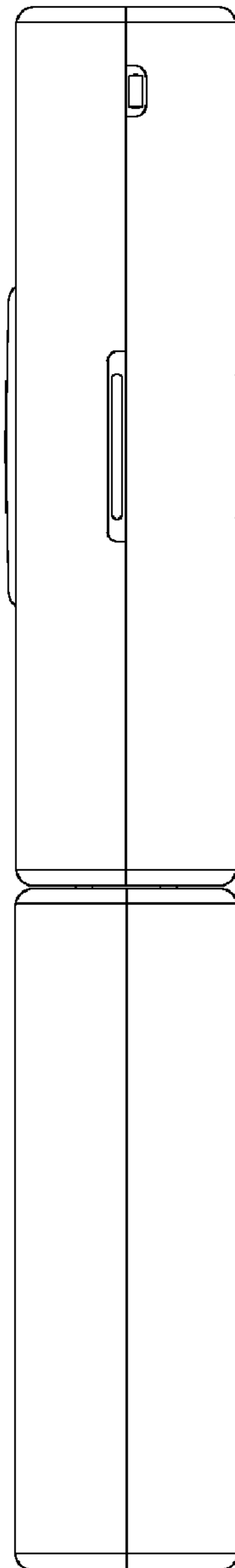


**FIG. 7**





**FIG. 8**



UNITED STATES PATENT AND TRADEMARK OFFICE  
**CERTIFICATE OF CORRECTION**

PATENT NO. : Des. 614,618 S  
APPLICATION NO. : 29/329711  
DATED : April 27, 2010  
INVENTOR(S) : Pascal Ito Morabito

Page 1 of 3

It is certified that error appears in the above-identified patent and that said Letters Patent is hereby corrected as shown below:

In FIG. 3, all broken lines should be solid lines.

In FIG. 5, all broken lines should be solid lines.

Signed and Sealed this

Thirteenth Day of July, 2010

A handwritten signature in black ink that reads "David J. Kappos". The signature is written in a cursive, flowing style.

David J. Kappos  
*Director of the United States Patent and Trademark Office*

FIG. 3

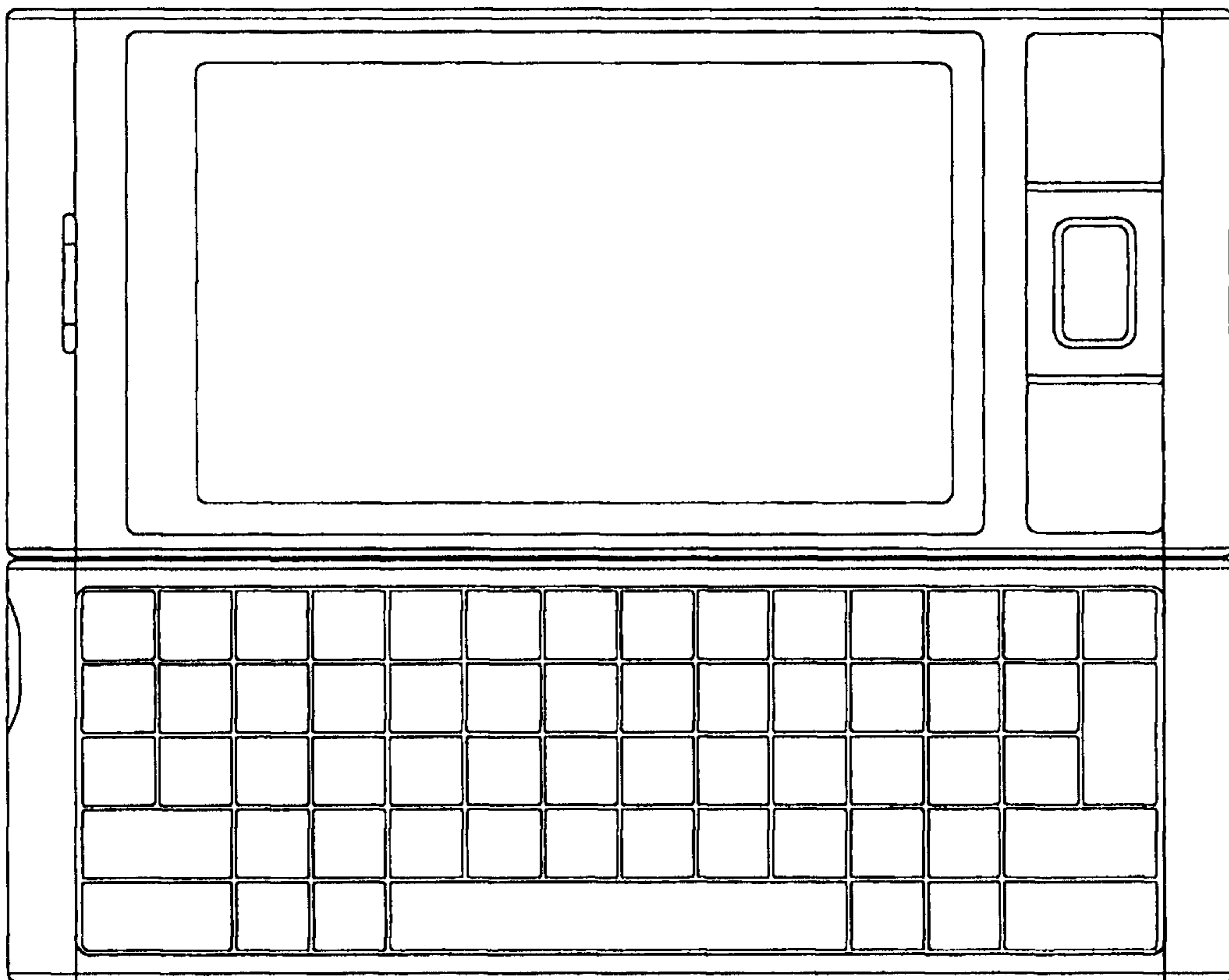


FIG. 5

