



US00D614616S

(12) **United States Design Patent**
Denhez et al.

(10) **Patent No.:** **US D614,616 S**
(45) **Date of Patent:** **** Apr. 27, 2010**

(54) **PORTABLE INFORMATION HANDLING SYSTEM**

(75) Inventors: **Nicolas Denhez**, Austin, TX (US);
Bradley Lawrence, Austin, TX (US)

(73) Assignee: **Dell Products L.P.**, Round Rock, TX (US)

(**) Term: **14 Years**

(21) Appl. No.: **29/345,240**

(22) Filed: **Oct. 13, 2009**

(51) **LOC (9) Cl.** **14-02**

(52) **U.S. Cl.** **D14/315**

(58) **Field of Classification Search** D14/315–328,
D14/341–345, 432, 455; D18/1, 2, 7, 11;
235/145 A, 145 R; 341/22, 23; 455/566;
345/168, 169, 173, 87, 901–905; 361/679.09,
361/679.27; 715/783; 400/486, 489
See application file for complete search history.

(56) **References Cited**

U.S. PATENT DOCUMENTS

5,579,032	A *	11/1996	Busch	345/157
6,067,224	A *	5/2000	Nobuchi	361/679.27
D431,821	S *	10/2000	Mizuno	D14/318
6,351,372	B1 *	2/2002	Kim	361/679.15
D504,683	S *	5/2005	Kim et al.	D14/315
D556,192	S *	11/2007	Jeong et al.	D14/327
D577,012	S *	9/2008	Gralewski et al.	D14/315

D577,013	S *	9/2008	Harris et al.	D14/317
D578,125	S *	10/2008	Iseki	D14/432
D598,442	S *	8/2009	Wang	D14/327
2005/0018396	A1 *	1/2005	Nakajima et al.	361/683

* cited by examiner

Primary Examiner—Freda S Nunn

(74) *Attorney, Agent, or Firm*—Hamilton & Terrile, LLP;
Stephen A. Terrile

(57) **CLAIM**

The ornamental design for a portable information handling system, as shown and described.

DESCRIPTION

FIG. 1 is a front perspective view of the portable information handling system comprising the present invention;

FIG. 2 is a front side view thereof;

FIG. 3 is a right side view thereof;

FIG. 4 is a left side view thereof;

FIG. 5 is a back side view thereof;

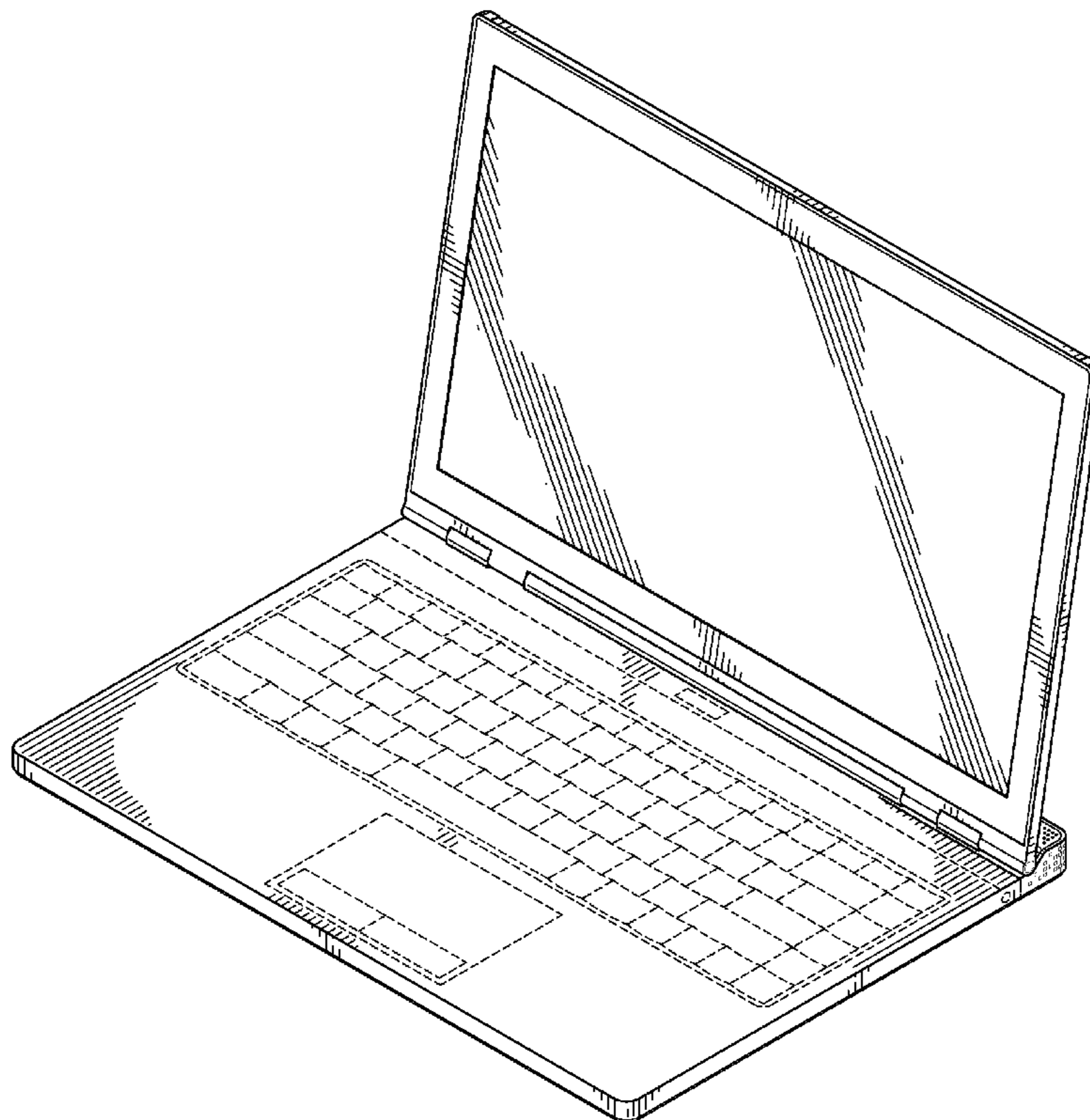
FIG. 6 is a top plan view thereof;

FIG. 7 is a bottom plan view thereof; and,

FIG. 8 is a another front perspective view thereof.

Broken lines shown in the drawings illustrate portions of the portable information handling system, and form no part of the claimed design.

1 Claim, 5 Drawing Sheets



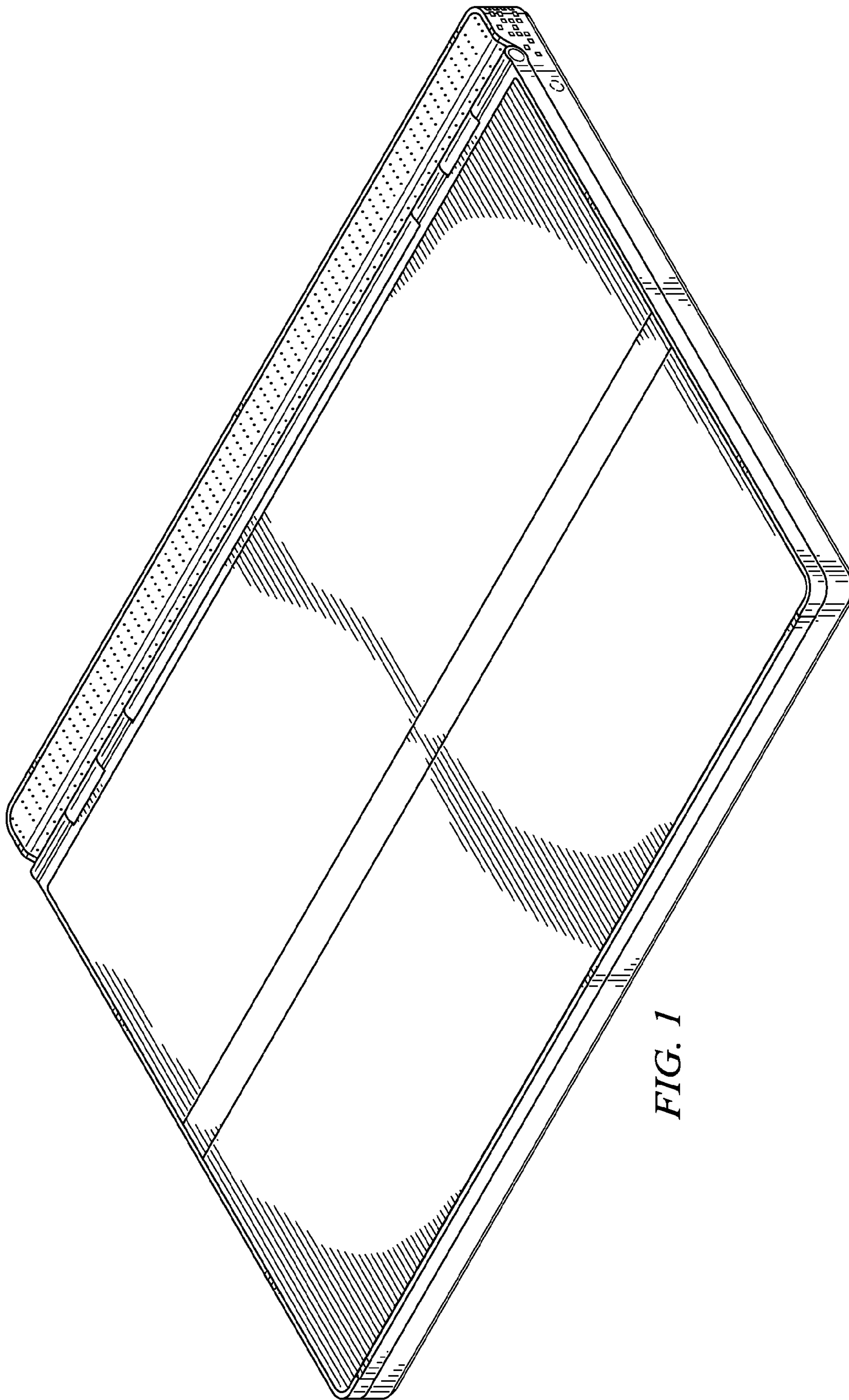




FIG. 2

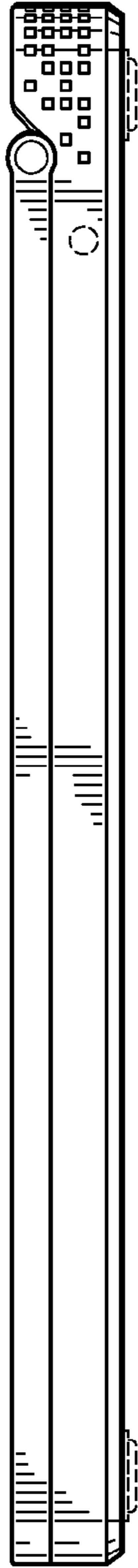


FIG. 3

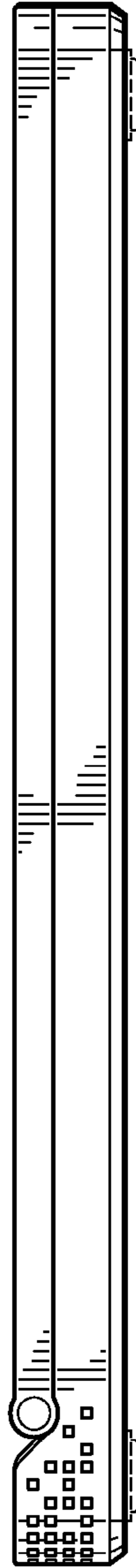


FIG. 4

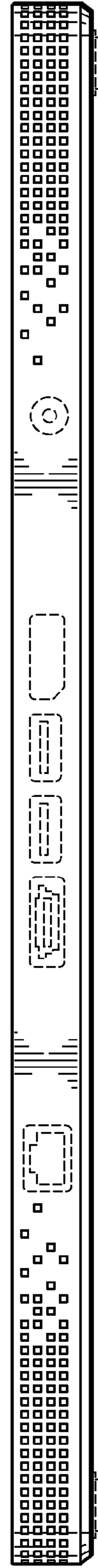


FIG. 5

FIG. 6

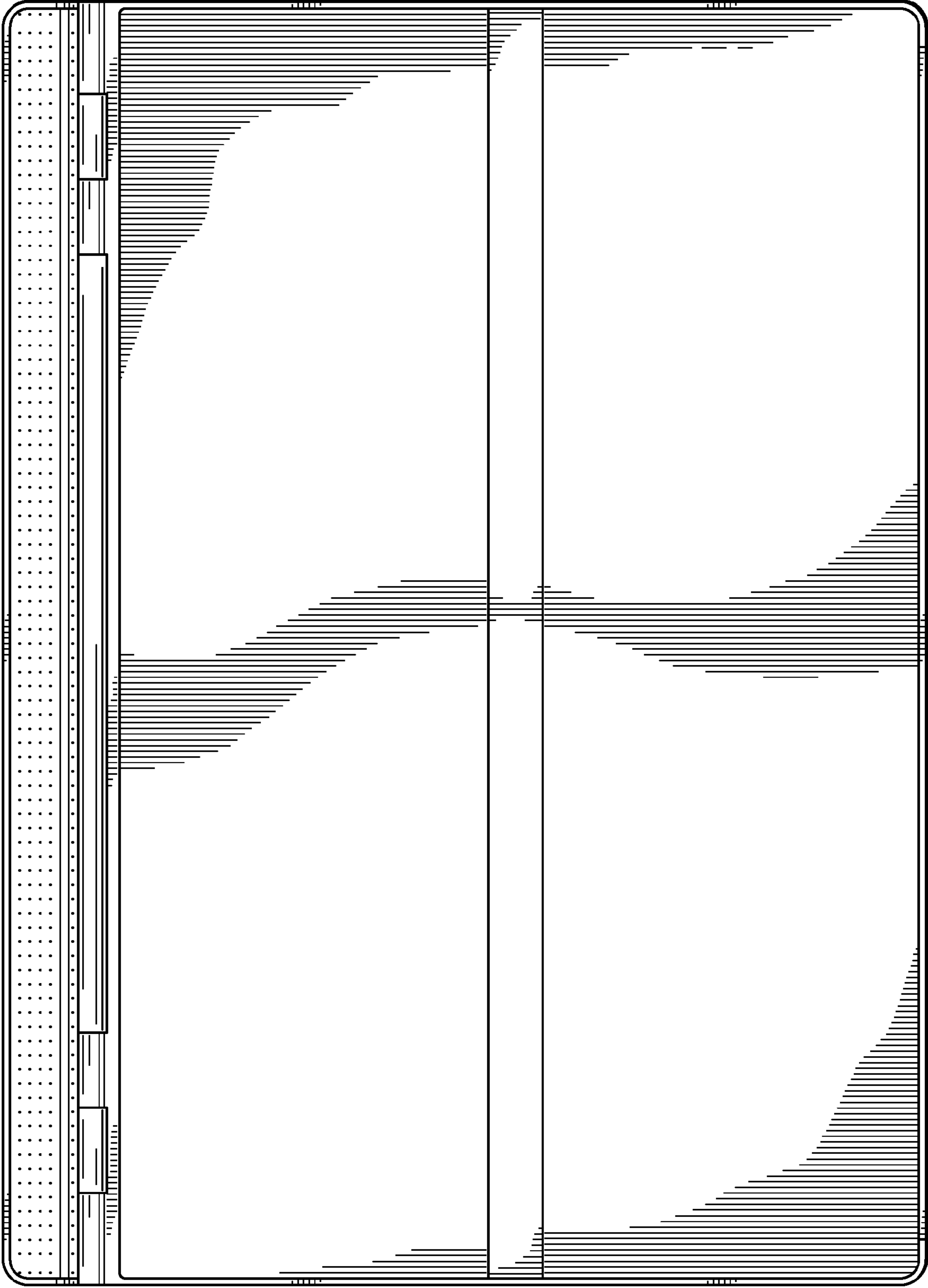
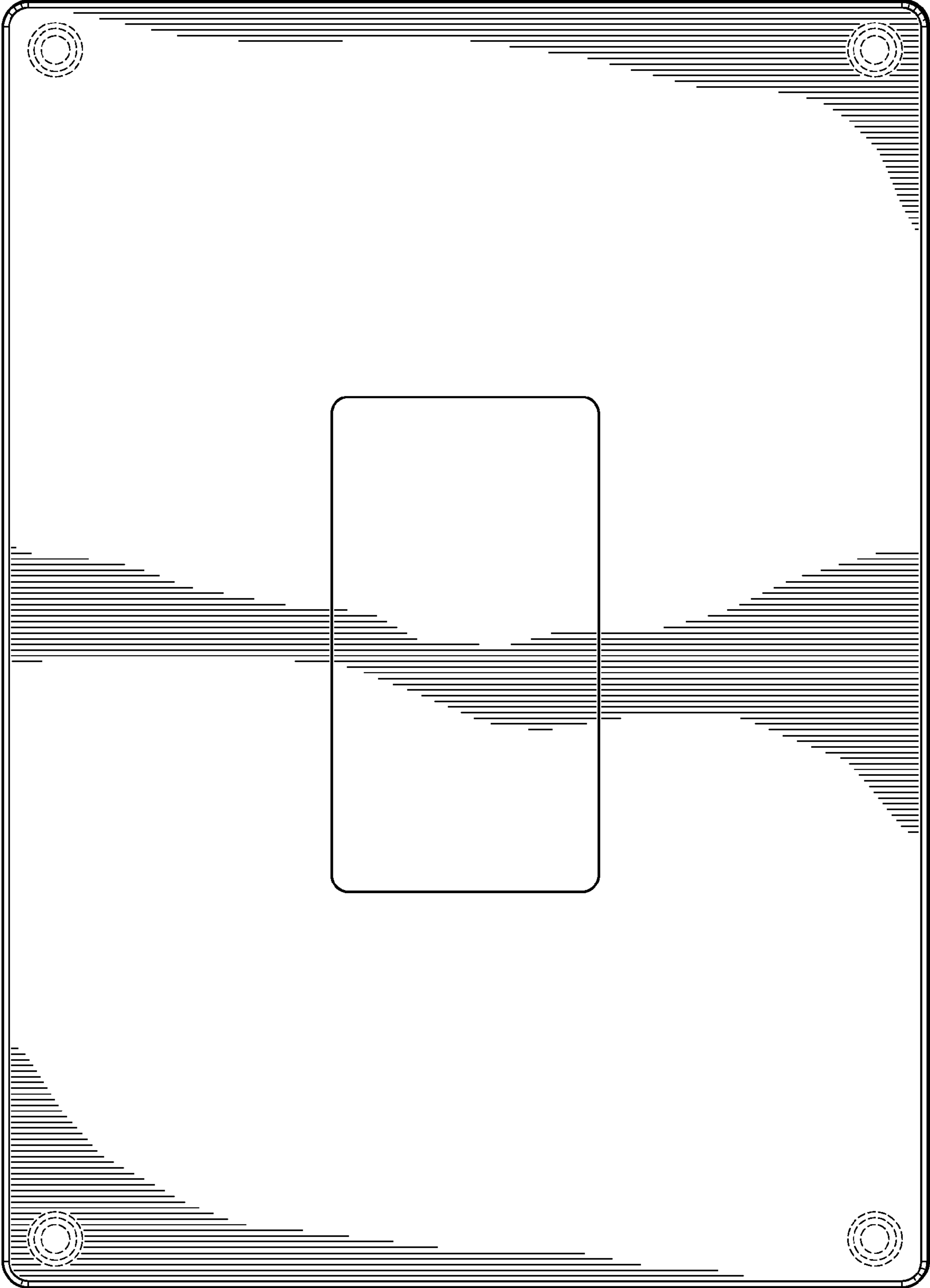


FIG. 7



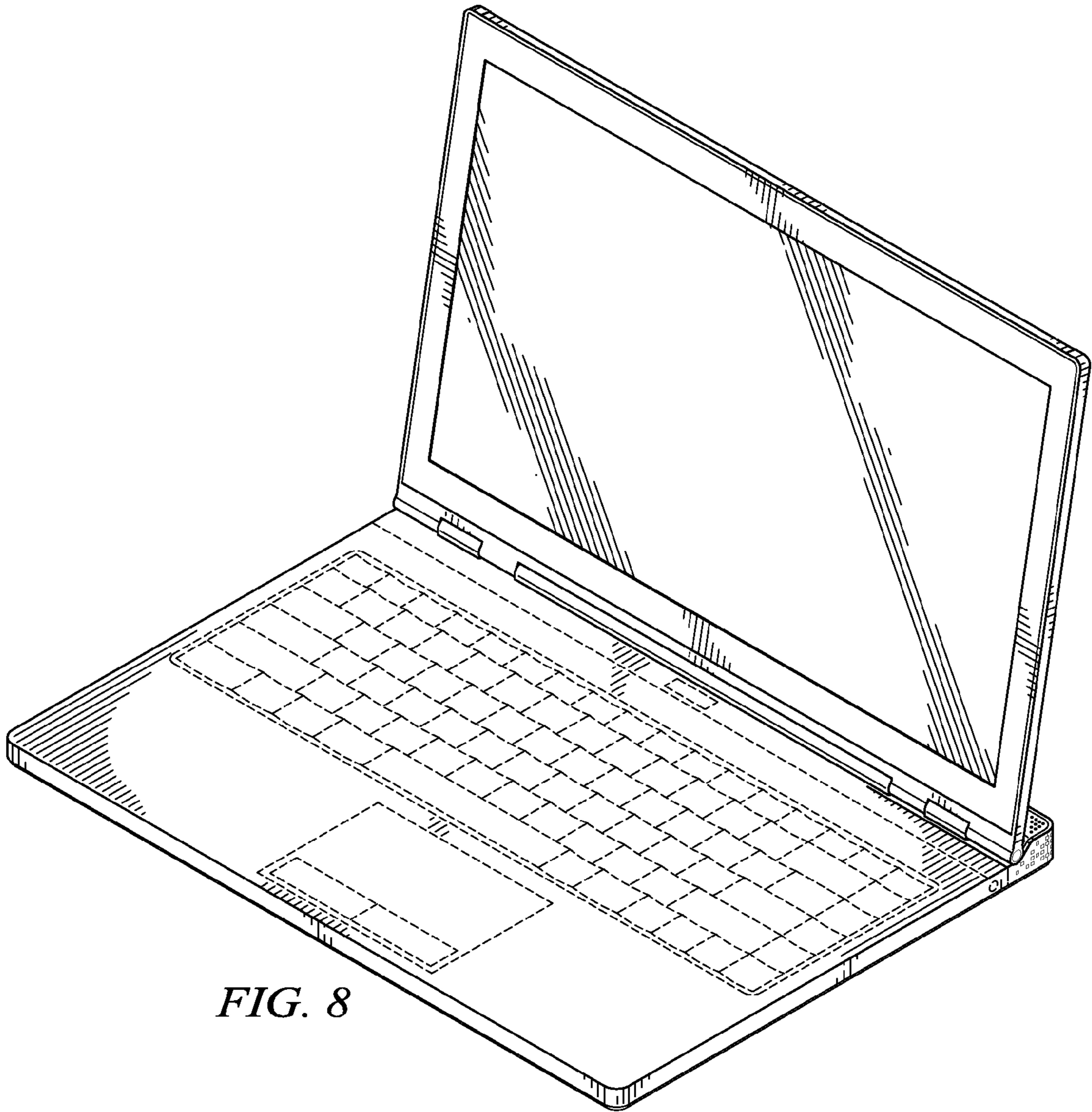


FIG. 8