



US00D614605S

(12) **United States Design Patent**
Teh et al.

(10) **Patent No.:** **US D614,605 S**
(45) **Date of Patent:** **** Apr. 27, 2010**

(54) **REMOTE CONTROL UNIT**

(75) Inventors: **Liz Siew Cheng Teh**, Singapore (SG);
Michael Held, Hong Kong (HK)

(73) Assignee: **Koninklijke Philips Electronics N.V.**,
Eindhoven (NL)

(**) Term: **14 Years**

(21) Appl. No.: **29/340,930**

(22) Filed: **Jul. 28, 2009**

(30) **Foreign Application Priority Data**

Feb. 26, 2009 (EM) 001095418

(51) **LOC (9) Cl.** **14-03**

(52) **U.S. Cl.** **D14/218**

(58) **Field of Classification Search** D14/218,
D14/455; D13/168; D21/566; D10/104,
D10/106; 345/169; 348/14.05, 114, 211.99,
348/734; 340/825.24; 341/22; 455/92, 95,
455/128, 151.1–151.4, 352, 355, FOR. 121;
700/65

See application file for complete search history.

(56) **References Cited**

U.S. PATENT DOCUMENTS

D394,659 S * 5/1998 Biasotti et al. D14/218
D485,827 S * 1/2004 Olson et al. D14/218
D497,882 S * 11/2004 Huang D13/168
D515,072 S * 2/2006 Lee D14/218

D531,136 S * 10/2006 Schoenert et al. D13/168
D532,777 S * 11/2006 Yu et al. D14/218
D532,779 S * 11/2006 Kim et al. D14/218
D542,281 S * 5/2007 Mabry et al. D14/218
D543,196 S * 5/2007 Krzyzanowski et al. D14/218
D546,807 S * 7/2007 Lee D14/138 AA
D552,086 S * 10/2007 Johnson et al. D14/217
D580,916 S * 11/2008 Huang D14/218
D585,052 S * 1/2009 Mamane et al. D14/218
D595,671 S * 7/2009 Glassman et al. D13/168
D597,038 S * 7/2009 Glassman et al. D13/168
D597,082 S * 7/2009 Bang et al. D14/218
D602,474 S * 10/2009 Hansen et al. D14/218

* cited by examiner

Primary Examiner—T. Chase Nelson
Assistant Examiner—John Windmuller


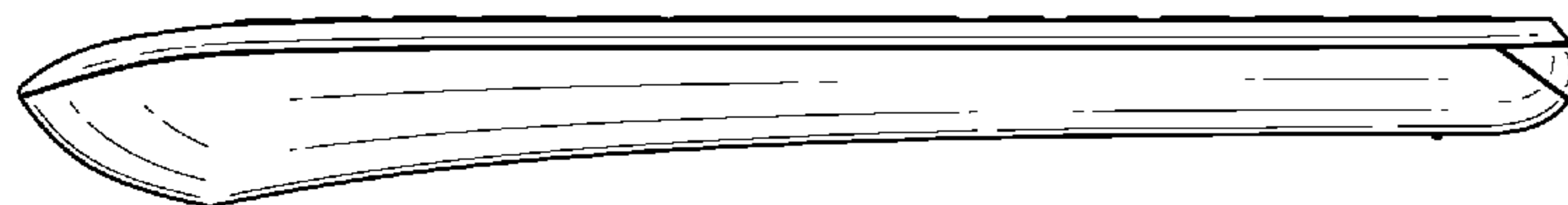
(57) **CLAIM**

The ornamental design for a remote control unit, as shown.

DESCRIPTION

FIG. 1 is a perspective view showing my design;
FIG. 2 is a front elevational view thereof;
FIG. 3 is a rear elevational view thereof;
FIG. 4 a is a right side elevational view thereof;
FIG. 5 is a left side elevational view thereof;
FIG. 6 is a top plan view thereof; and,
FIG. 7 is a bottom plan view thereof.

1 Claim, 3 Drawing Sheets



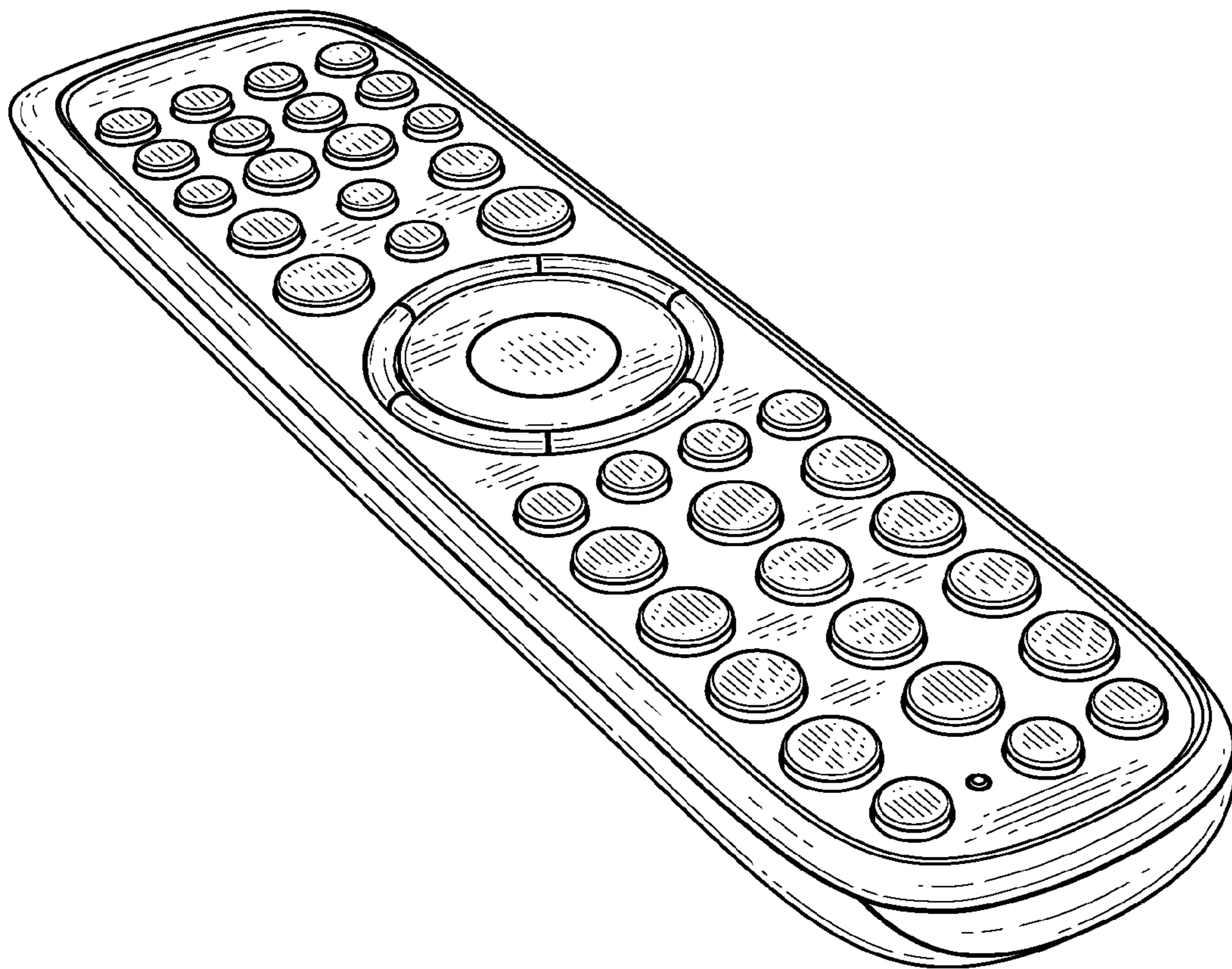


FIG. 1



FIG. 2



FIG. 3

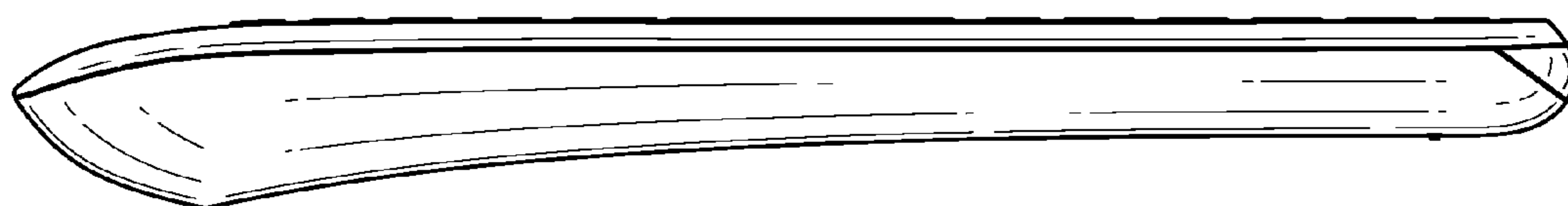


FIG. 4



FIG. 5




FIG. 6

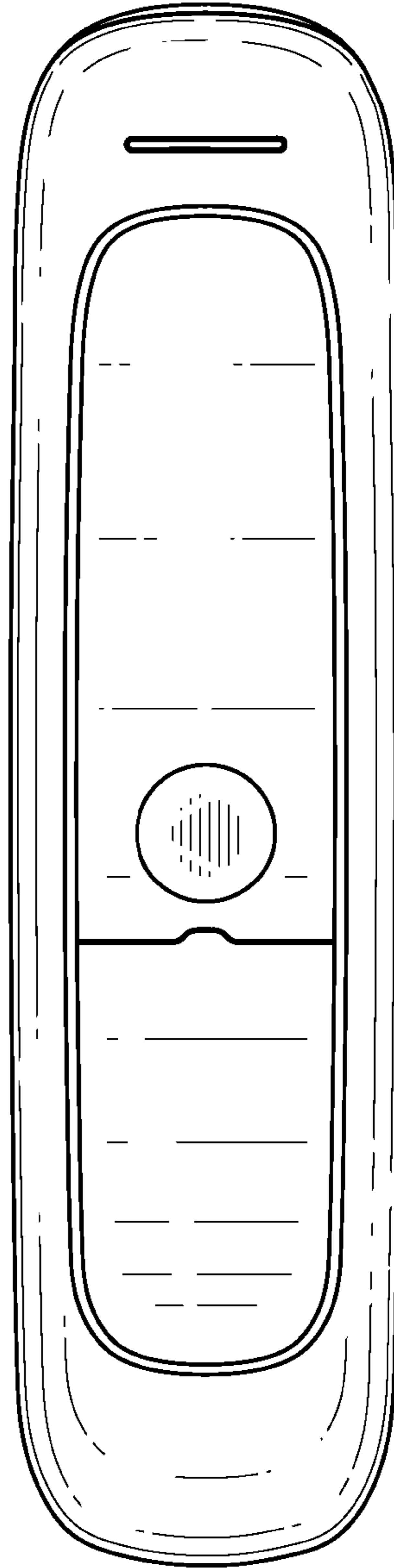


FIG. 7