



US00D614600S

(12) **United States Design Patent**
Lee

(10) **Patent No.:** **US D614,600 S**
(45) **Date of Patent:** **** Apr. 27, 2010**

(54) **MOBILE PHONE**

(75) Inventor: **Kyung-Jin Lee**, Seoul (KR)

(73) Assignee: **Samsung Electronics Co., Ltd.**,
Suwon-Si (KR)

(**) Term: **14 Years**

(21) Appl. No.: **29/342,841**

(22) Filed: **Sep. 2, 2009**

(30) **Foreign Application Priority Data**

Jul. 17, 2009 (KR) 30-2009-0031653

(51) **LOC (9) Cl.** **14-03**

(52) **U.S. Cl.** **D14/138 AB**

(58) **Field of Classification Search** D14/138 AB,
D14/138 R, 138 AD, 345, 346, 147, 203.4,
D14/203.7, 203.2, 144; 455/575.3; 379/433.1,
379/433.11, 433.13; D21/517

See application file for complete search history.

(56) **References Cited**

U.S. PATENT DOCUMENTS

D490,793	S	*	6/2004	Tsai et al.	D14/138 AB
D507,551	S	*	7/2005	Kim et al.	D14/138 AB
D519,095	S	*	4/2006	Eguchi	D14/138 AA
D545,795	S	*	7/2007	Kim et al.	D14/138 AB
D547,291	S	*	7/2007	Lee	D14/138 AB
D559,825	S	*	1/2008	Park et al.	D14/138 AB
D572,222	S	*	7/2008	Choi et al.	D14/138 AB
D573,123	S	*	7/2008	Kim et al.	D14/138 AB
D576,132	S	*	9/2008	Choi	D14/138 AB
D583,346	S	*	12/2008	Jung et al.	D14/138 AD
D585,865	S	*	2/2009	Lim et al.	D14/138 AB
D591,254	S	*	4/2009	Lim et al.	D14/138 AA
D593,053	S	*	5/2009	Kim et al.	D14/138 AB

D594,436	S	*	6/2009	Karan	D14/138 AB
D599,317	S	*	9/2009	Park	D14/138 AB
2008/0125197	A1	*	5/2008	Hongo et al.	455/575.3

OTHER PUBLICATIONS

BenQ E53 telephone, announced Mar. 2008, [online], [site visited Nov. 6, 2009]. Available from Internet, <URL: <http://www.gsmarena.com>>.*

* cited by examiner

Primary Examiner—Jeffrey D Asch

(74) *Attorney, Agent, or Firm*—Staas & Halsey LLP

(57) **CLAIM**

The ornamental design for mobile phone, as shown and described.

DESCRIPTION

FIG. 1 is a front perspective view of a mobile phone;
FIG. 2 is a front view of the mobile phone of FIG. 1;
FIG. 3 is a rear view of the mobile phone of FIG. 1;
FIG. 4 is a left-side view of the mobile phone of FIG. 1;
FIG. 5 is a right-side view of the mobile phone of FIG. 1;
FIG. 6 is a top plan view of the mobile phone of FIG. 1; and
FIG. 7 is a bottom plan view of the mobile phone of FIG. 1;
and,
FIG. 8 is a front open view of the mobile phone of FIG. 1.

The broken lines shown in FIG. 8, which are immediately adjacent to the shaded areas and define unshaded regions, represent the bounds of the claimed design, while all other broken lines are directed to environment and are for illustrative purposes only; the broken lines form no part of the claimed design.

1 Claim, 6 Drawing Sheets

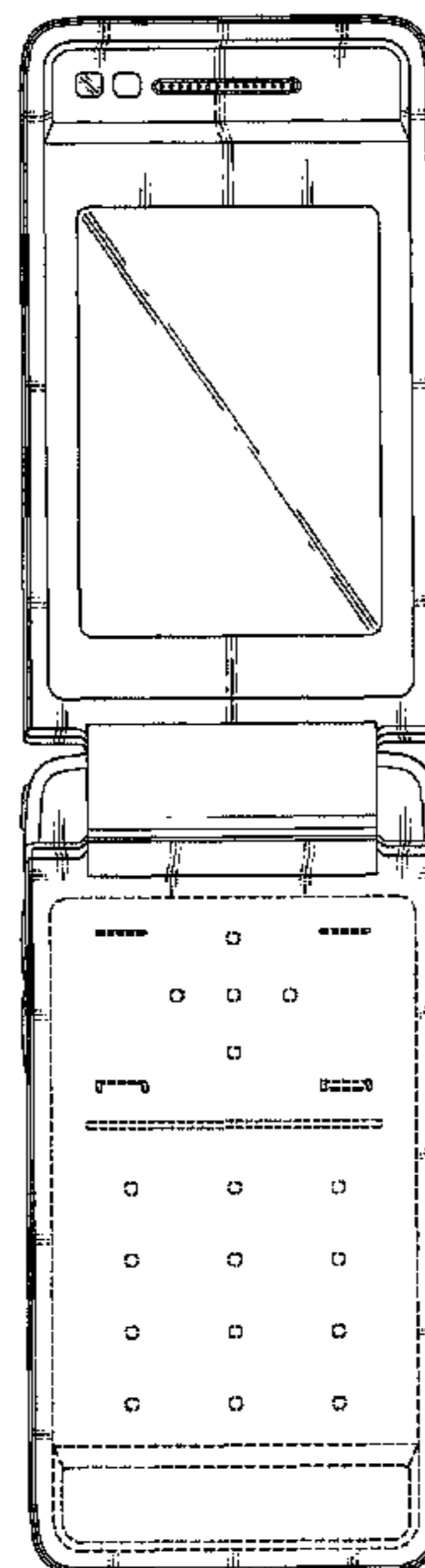
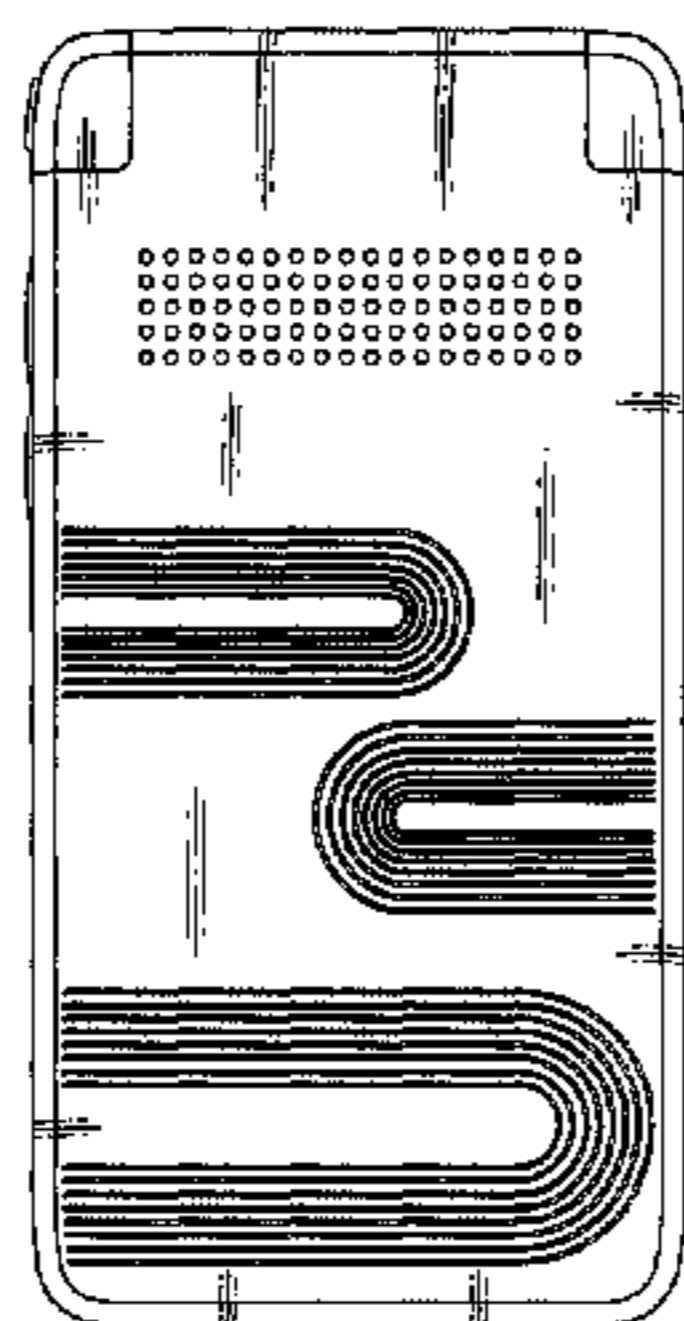


FIG. 1

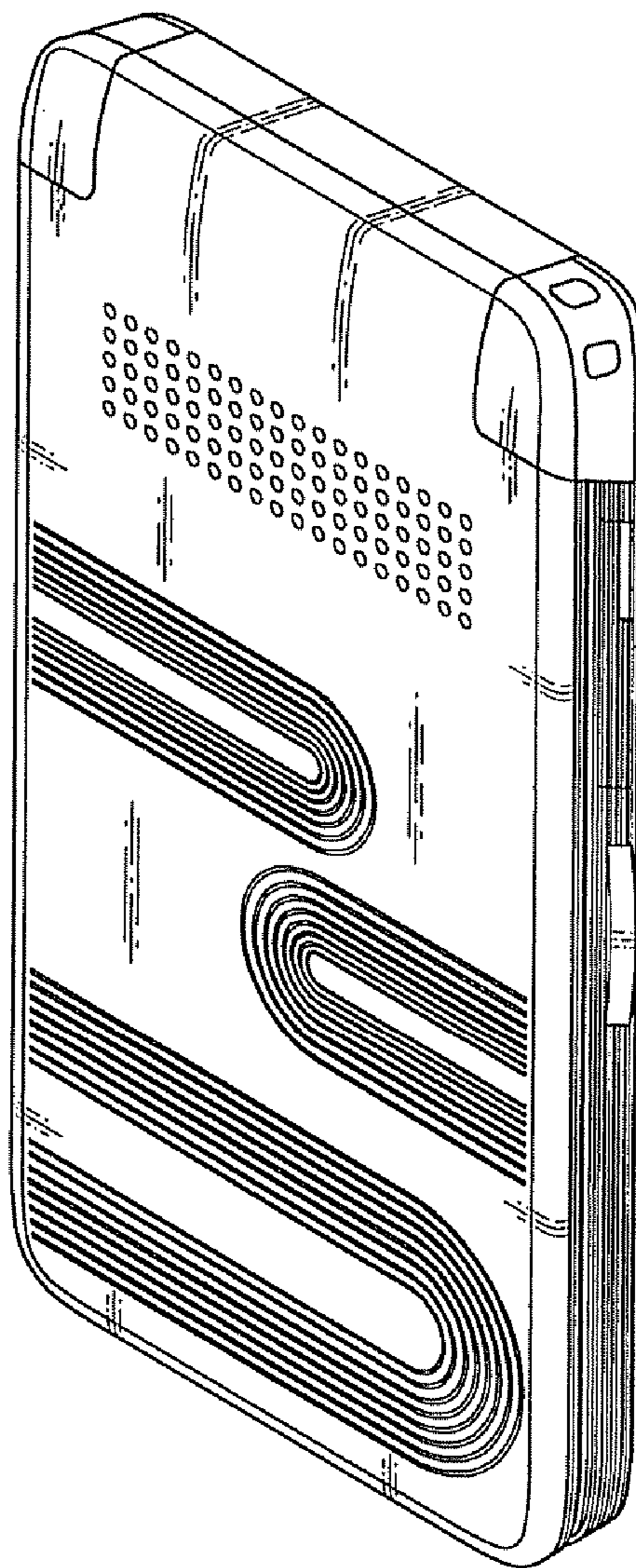


FIG. 2

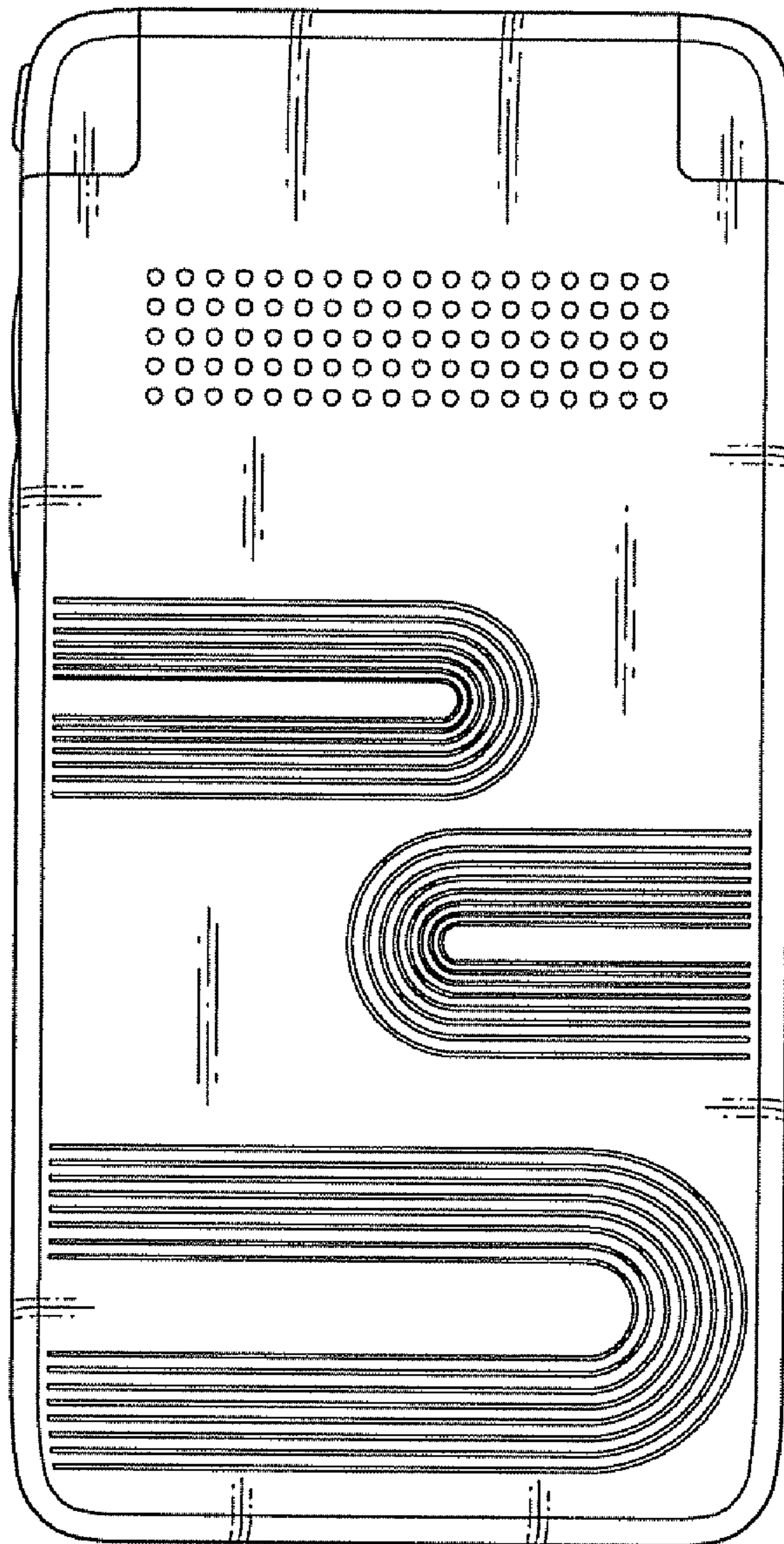


FIG. 3

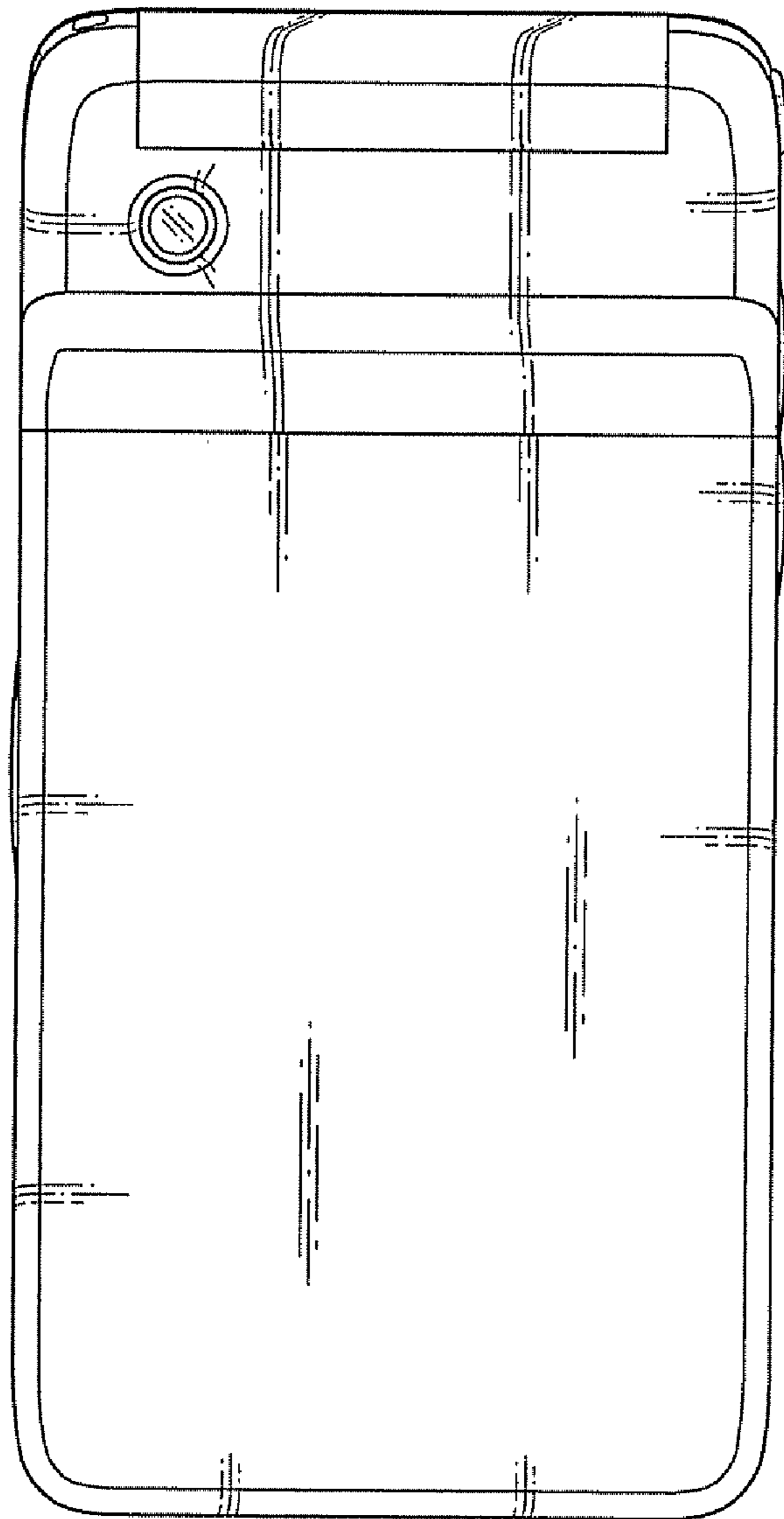


FIG. 4




FIG. 5

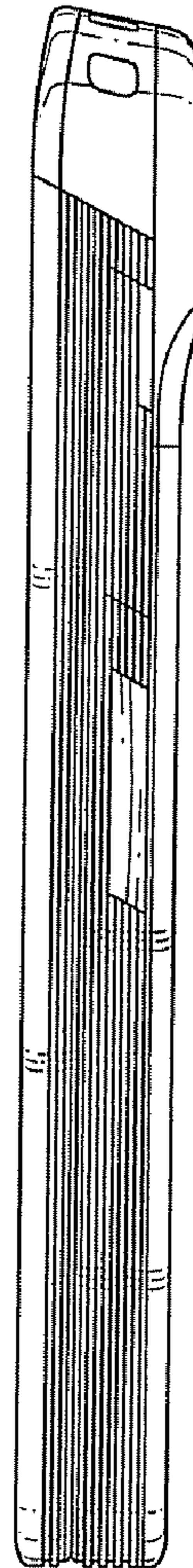


FIG. 6




FIG. 7




FIG. 8

