



US00D614544S

(12) **United States Design Patent**  
**Ectors et al.**

(10) **Patent No.:** **US D614,544 S**  
(45) **Date of Patent:** **\*\* Apr. 27, 2010**

(54) **VEHICLE GRILLE LOWER**

D589,853 S \* 4/2009 Saridakis et al. .... D12/163  
D593,460 S \* 6/2009 Schiavone et al. .... D12/163  
D600,170 S \* 9/2009 Endoh ..... D12/163

(75) Inventors: **Bregt Ectors**, Birmingham, MI (US);  
**Doyle Letson**, Novi, MI (US); **Hak Soo Ha**, Northville, MI (US)

**OTHER PUBLICATIONS**

2010 Ford Edge 3.5 Sport AWD, Jan. 2009 NA Auto Show.  
Road & Track Magazine, Jun. 2009, Spied: 2011 Ford Edge, Covered Up Car Parts.  
Edmunds' Inside Line, Jun. 3, 2009, Spied Photos: 2011 Ford Edge, Covered Up Car Parts.  
The Car Tech Blog, Jun. 25, 2009, 2011 Ford Edge Spy Photos, Covered Up Car Parts.

(73) Assignee: **Ford Motor Company**, Dearborn, MI (US)

(\*\*) Term: **14 Years**

\* cited by examiner

(21) Appl. No.: **29/343,861**

(22) Filed: **Sep. 21, 2009**

*Primary Examiner*—Melody N Brown

(51) **LOC (9) Cl.** ..... **12-16**

(74) *Attorney, Agent, or Firm*—Damian Porcari

(52) **U.S. Cl.** ..... **D12/163**

(58) **Field of Classification Search** ..... D12/163,  
D12/196, 90-92, 86, 171, 169, 216; 180/68.1,  
180/68.6; 296/193.11

(57) **CLAIM**

See application file for complete search history.

An ornamental design for a vehicle grille lower, as shown and described.

(56) **References Cited**

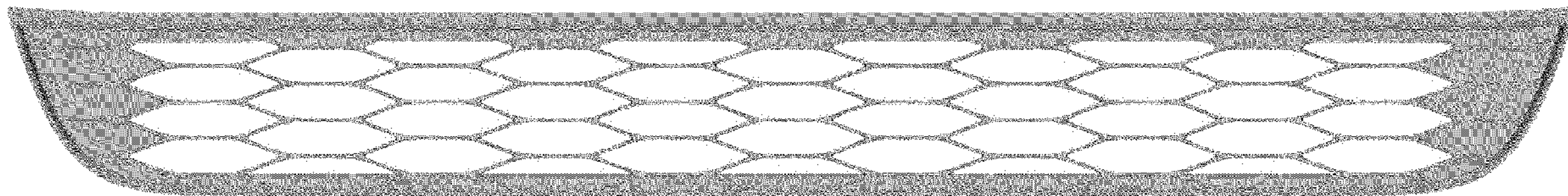
**DESCRIPTION**


**U.S. PATENT DOCUMENTS**

D491,117 S \* 6/2004 Hayashi ..... D12/163  
D491,118 S \* 6/2004 Matsumoto et al. .... D12/163  
D492,226 S \* 6/2004 Kato ..... D12/163  
D497,333 S \* 10/2004 Elwell et al. .... D12/163  
D533,484 S \* 12/2006 Behmer et al. .... D12/163  
D537,019 S \* 2/2007 Pfeiffer ..... D12/163  
D539,194 S \* 3/2007 Moses ..... D12/163  
D546,247 S \* 7/2007 Abbett ..... D12/163  
D555,052 S \* 11/2007 Suzuki et al. .... D12/163  
D569,772 S \* 5/2008 Saridakis et al. .... D12/163

FIG. 1 is a top plan view of a vehicle grille lower;  
FIG. 2 is a bottom plan view of the vehicle grille lower;  
FIG. 3 is a front elevational view of the vehicle grille lower;  
FIG. 4 is a left side elevational view of the vehicle grille lower;  
FIG. 5 is a right side elevational view of the vehicle grille lower; and,  
FIG. 6 is a perspective view of the vehicle grille lower.

**1 Claim, 6 Drawing Sheets**






*Figure 1*



Figure 2



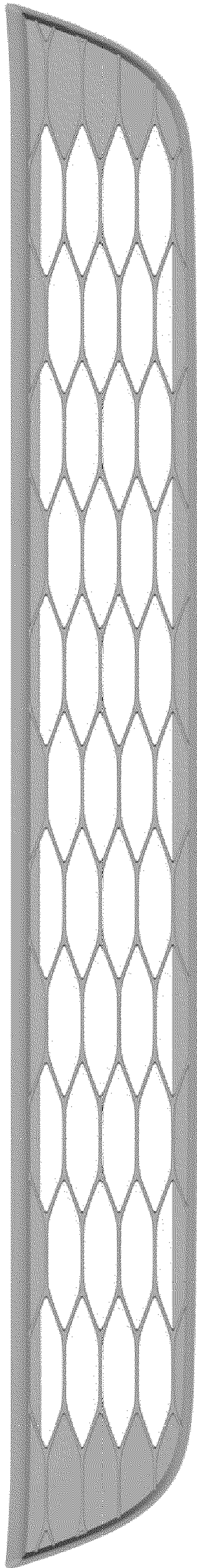



Figure 3





**Figure 4**

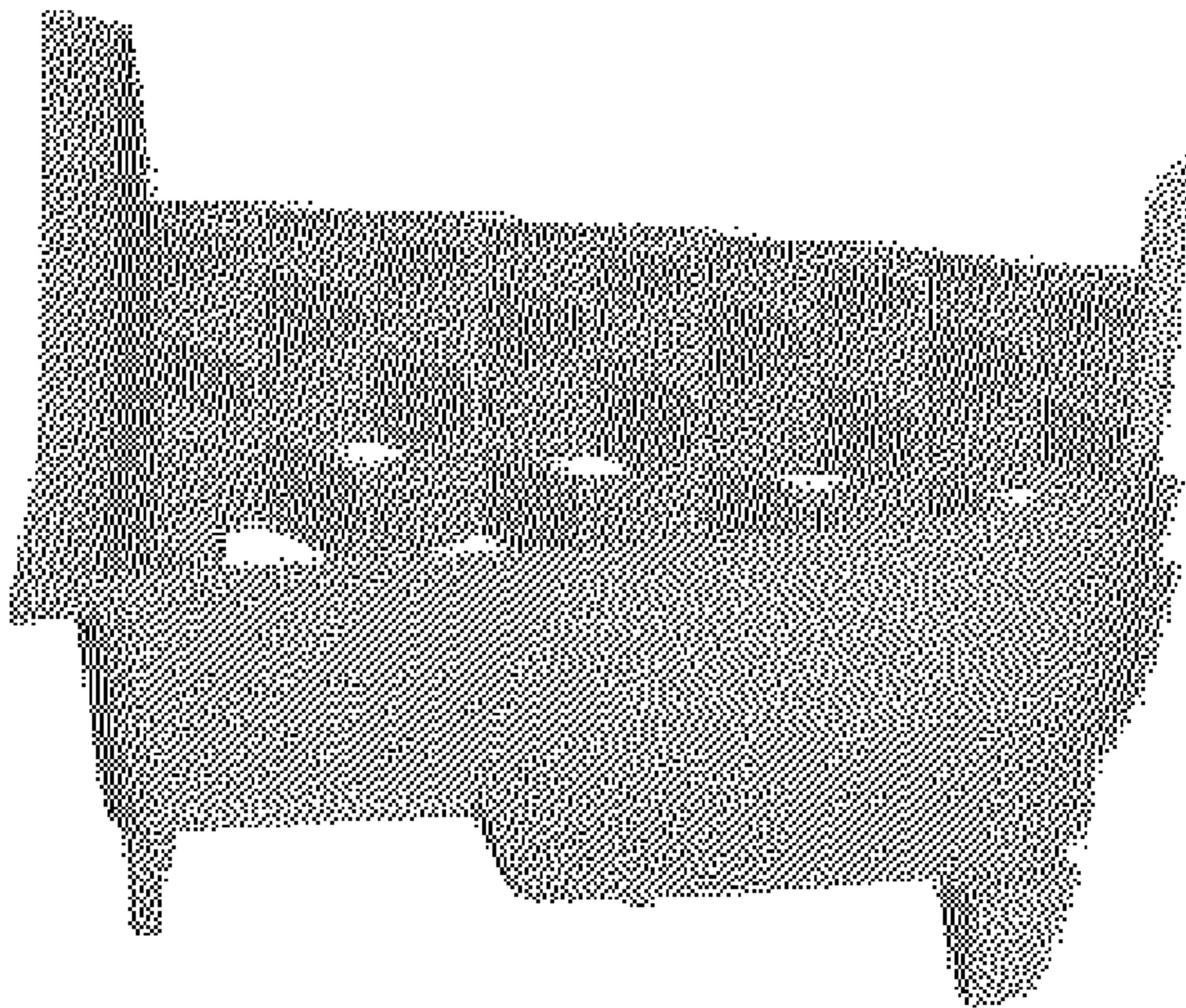


Figure 5




Figure 6