



US00D614541S

(12) **United States Design Patent**  
**Storm**

(10) **Patent No.:** **US D614,541 S**

(45) **Date of Patent:** **\*\* Apr. 27, 2010**

(54) **STROLLER FRAME**

(75) Inventor: **Gerjan Storm**, Eindhoven (NL)

(73) Assignee: **Cosco Management, Inc.**, Wilmington, DE (US)

(\*\*) Term: **14 Years**

(21) Appl. No.: **29/335,381**

(22) Filed: **Apr. 14, 2009**

(30) **Foreign Application Priority Data**

Oct. 14, 2008 (EM) ..... 001019558

(51) **LOC (9) Cl.** ..... **12-12**

(52) **U.S. Cl.** ..... **D12/129; D12/133**

(58) **Field of Classification Search** ..... D12/128–133;  
D6/360, 367; 280/62, 647–650, 29, 200,  
280/47.38, 250.1, 259, 642, 658; 297/DIG. 4;  
296/65.03, 65.04; 224/409; D21/425, 426;  
D34/17, 18

See application file for complete search history.

(56) **References Cited**

**U.S. PATENT DOCUMENTS**

D456,319 S *	4/2002	Yeh	.....	D12/129
D510,716 S *	10/2005	Refsum et al.	.....	D12/129
D526,601 S *	8/2006	Oxseth	.....	D12/129
D529,844 S *	10/2006	Chen et al.	.....	D12/129
D566,014 S *	4/2008	Myers	.....	D12/133
D576,084 S *	9/2008	Dotsey et al.	.....	D12/129

7,445,228 B2 *	11/2008	Henry	.....	280/639
D583,719 S *	12/2008	Siewertsen	.....	D12/129
D585,337 S *	1/2009	Siewertsen	.....	D12/129
D593,007 S *	5/2009	Chaudeurge	.....	D12/129
7,571,926 B2 *	8/2009	Huang	.....	280/647
7,591,479 B2 *	9/2009	Golias	.....	280/647

\* cited by examiner

*Primary Examiner*—Charles A Rademaker

*Assistant Examiner*—Charles D Hanson

(74) *Attorney, Agent, or Firm*—Barnes & Thornburg LLP

(57) **CLAIM**

The ornamental design for a stroller frame, as shown and described.

**DESCRIPTION**

FIG. 1 is a perspective view, taken from the front, right side, of the stroller frame according to my design, showing the seat location in dotted-line format;

FIG. 2 is a perspective view, taken from the front, right side, of the stroller frame according to my design, excluding an indication of the seat location;

FIG. 3 is a front view thereof;

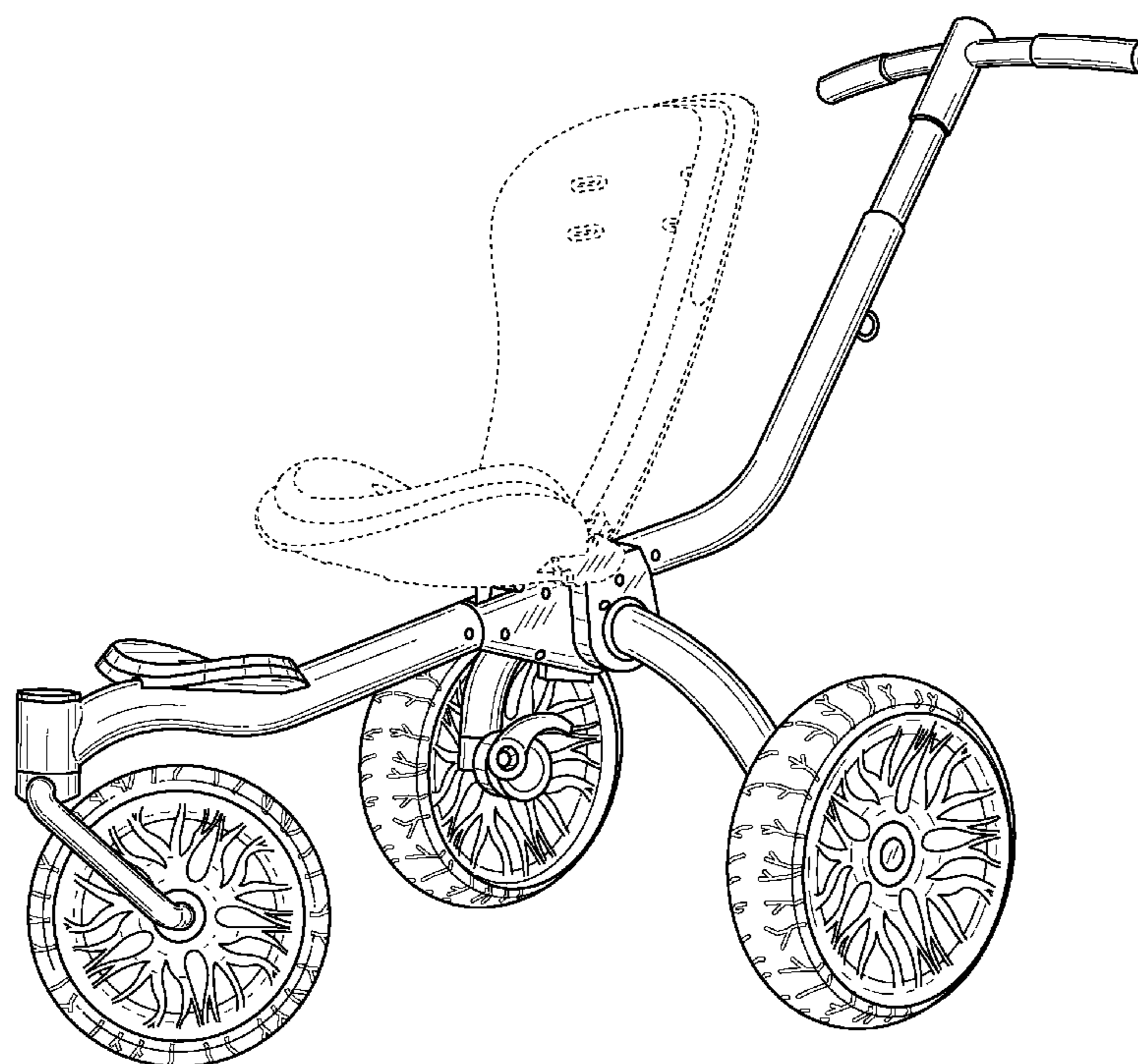
FIG. 4 is a rear view thereof;

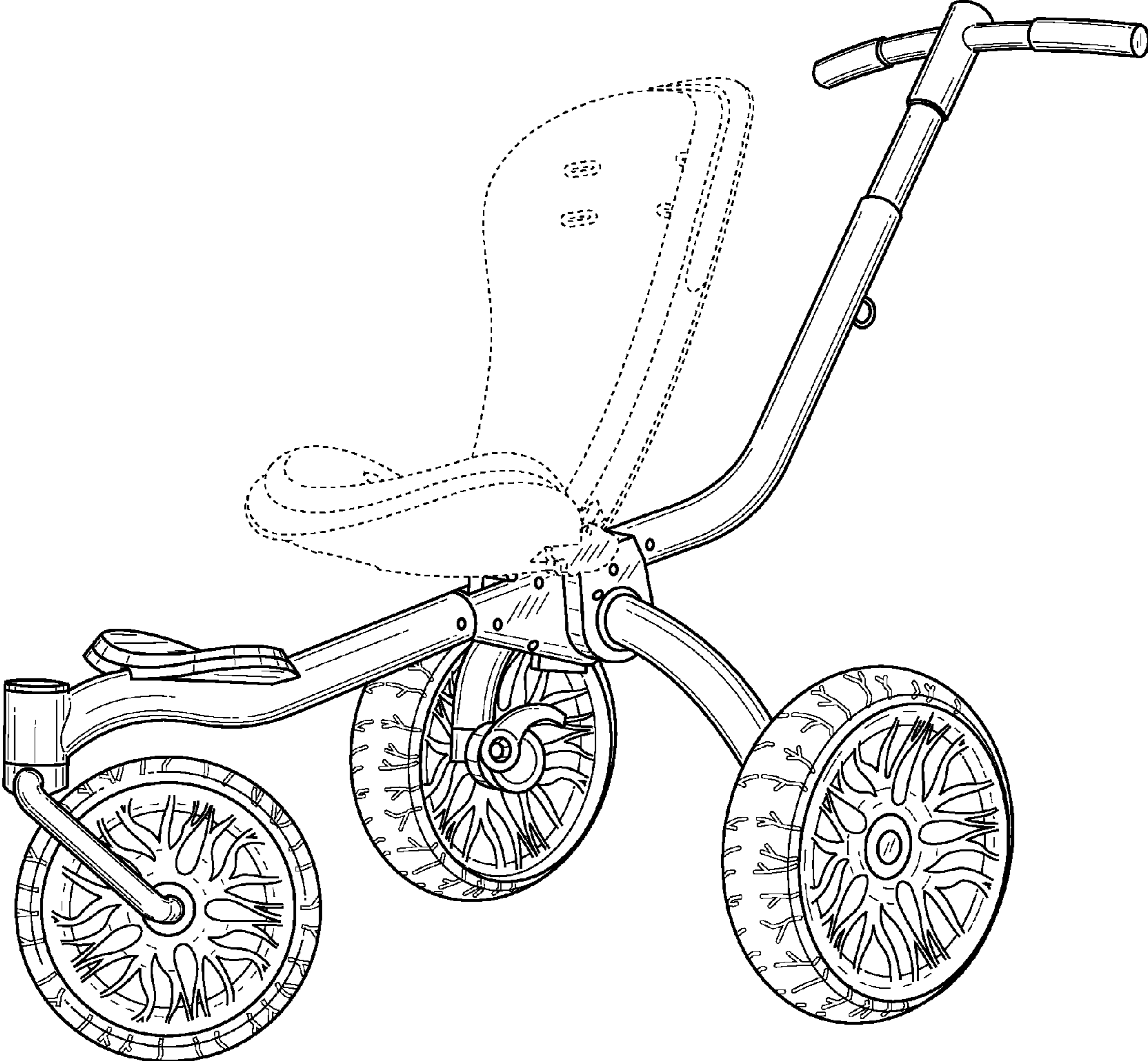
FIG. 5 is a left side view thereof; and,

FIG. 6 is a right side view thereof.

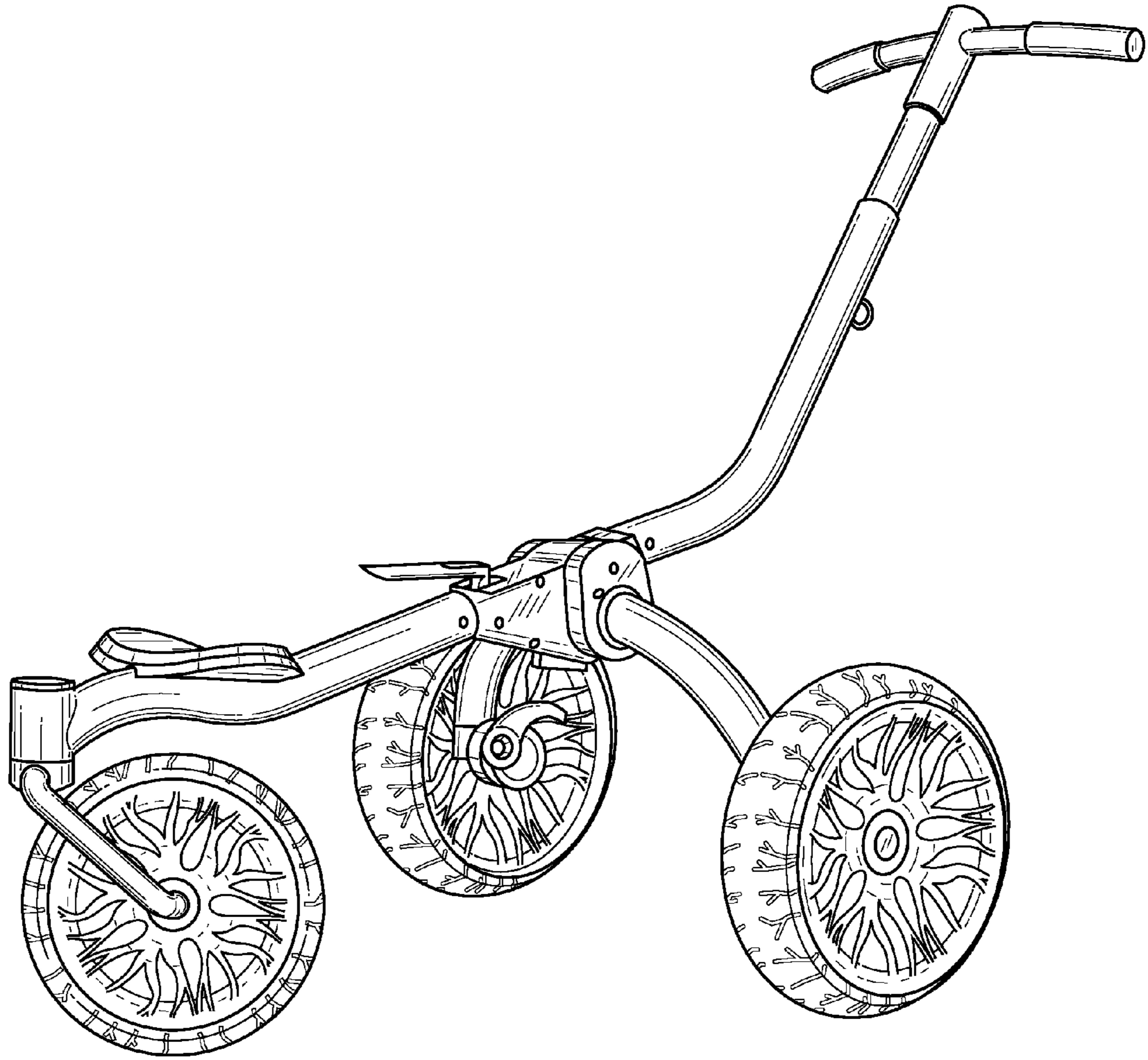
The broken lines for the seat location in FIG. 1 are for illustrative purposes only and form no part of the claimed design.

**1 Claim, 6 Drawing Sheets**



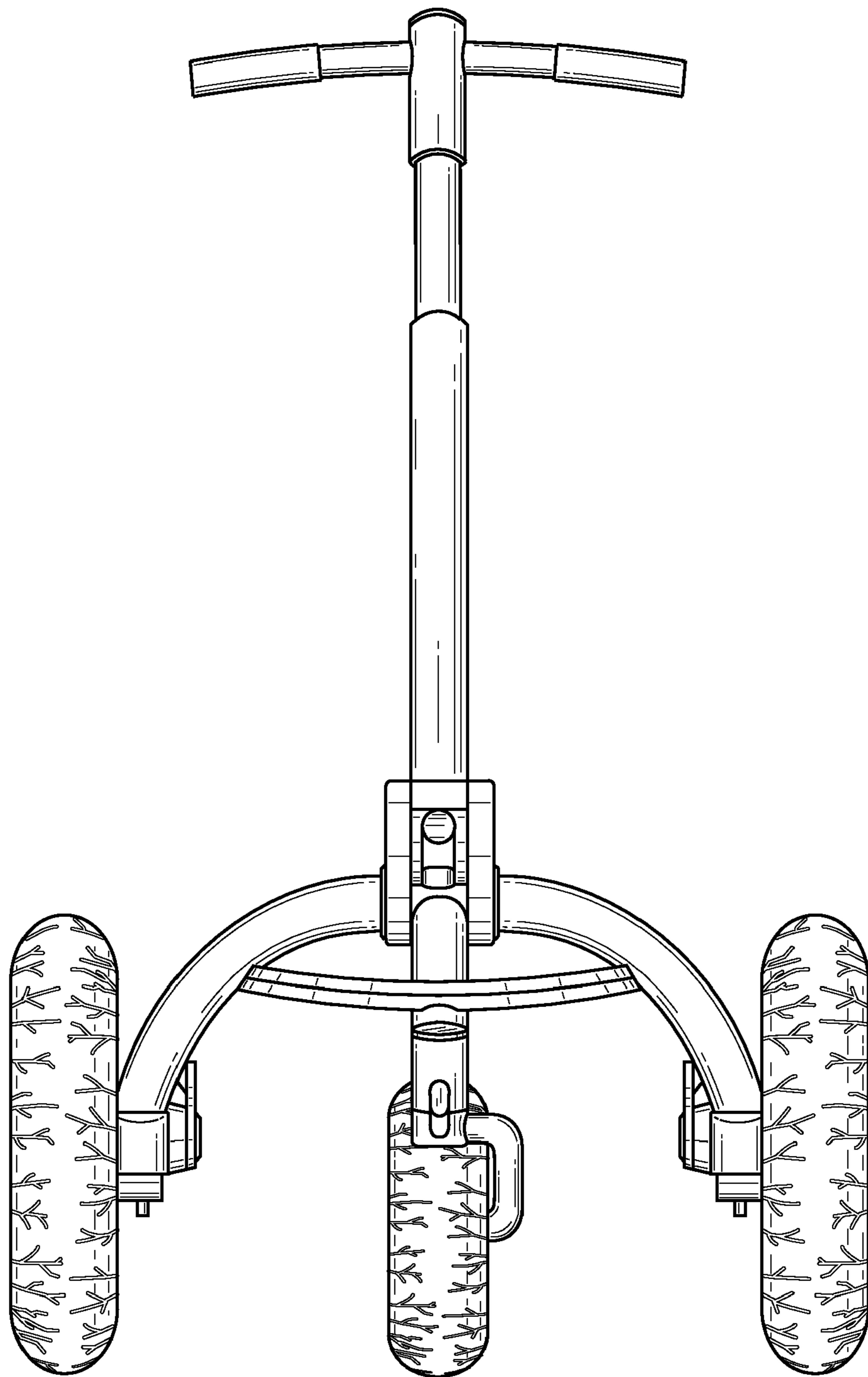


**FIG. 1**

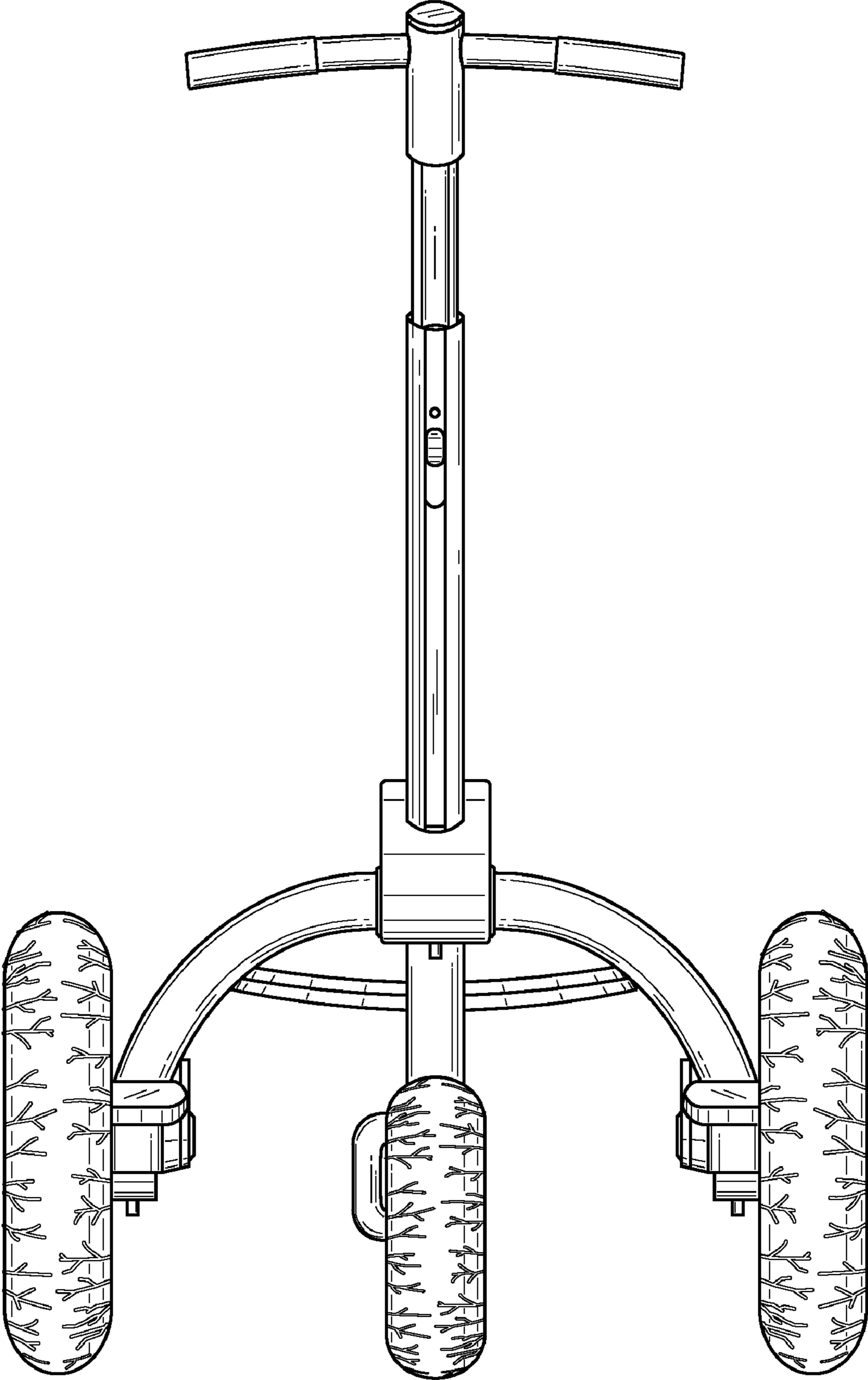


**FIG. 2**






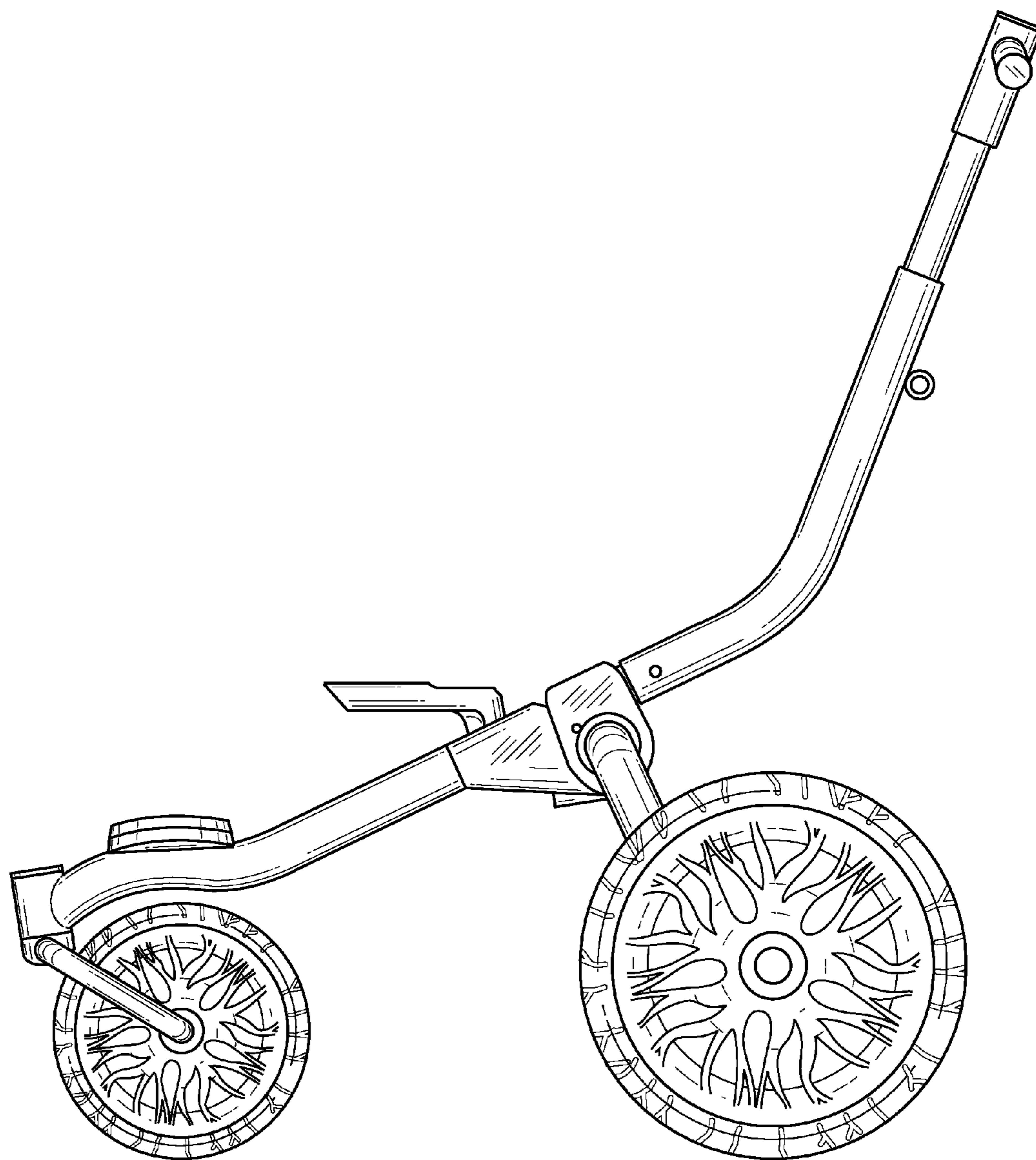
**FIG. 3**



**FIG. 4**



**FIG. 5**



**FIG. 6**