



US00D614527S

(12) **United States Design Patent**
Vagal

(10) **Patent No.:** **US D614,527 S**

(45) **Date of Patent:** **** Apr. 27, 2010**

(54) **RING**

(75) Inventor: **Ruchita K. Vagal**, Mumbai (IN)

(73) Assignee: **Jewelex New York, Ltd.**, New York, NY (US)

(**) Term: **14 Years**

(21) Appl. No.: **29/316,197**

(22) Filed: **Sep. 1, 2009**

(51) **LOC (9) Cl.** **11-01**

(52) **U.S. Cl.** **D11/34; D11/38**

(58) **Field of Classification Search** D11/26–39,
D11/89–92; 63/15.1–15.4, 15.45, 15.5, 15.6,
63/15.65, 15.7, 26–27

See application file for complete search history.

(56) **References Cited**

U.S. PATENT DOCUMENTS

D91,547 S *	2/1934	Steffen	D11/34
D132,671 S *	6/1942	Krasnow	D11/34
D132,672 S *	6/1942	Krasnow	D11/34
D180,700 S *	7/1957	Rose	D11/38
D250,005 S *	10/1978	Christoffersen	D11/38
D258,123 S *	2/1981	Gruber	D11/34
D590,291 S *	4/2009	Brescia	D11/26

OTHER PUBLICATIONS

Ring. Accessed Dec. 16, 2009. <http://applesofgold.com/jewelryblog/images/2009/03/floral-wedding-band-vine-and-flower-design.jpg>.*

Ring. Accessed Dec. 16, 2009. <http://applesofgold.com/jewelryblog/images/2009/01/celtic-ring-spiral.jpg>.*

Ring. Accessed Dec. 16, 2009. <http://kristinscorner.com/images/pics/r-2828-I.jpg>.*

Ring. Accessed Dec. 16, 2009. http://www.wiener.com.au/product_images/Rings/JR974DW.gif.*

* cited by examiner

Primary Examiner—Cathron C Brooks

Assistant Examiner—Melanie Levy

(74) *Attorney, Agent, or Firm*—Thomas I. Rozsa

(57) **CLAIM**

The ornamental design for a ring, as shown and described.

DESCRIPTION

FIG. 1 is a perspective view of the ring, showing my design;

FIG. 2 is a top plan view thereof;


FIG. 3 is a bottom plan view thereof;

FIG. 4 is a front elevational view, the rear elevational view being a mirror image thereof; and,

FIG. 5 is a side elevational view thereof when viewed from the left side, the side elevational view from the right side being a mirror image thereof.

The stones within the setting of the ring are shown in broken lines and do not form any part of the claimed invention;

1 Claim, 2 Drawing Sheets



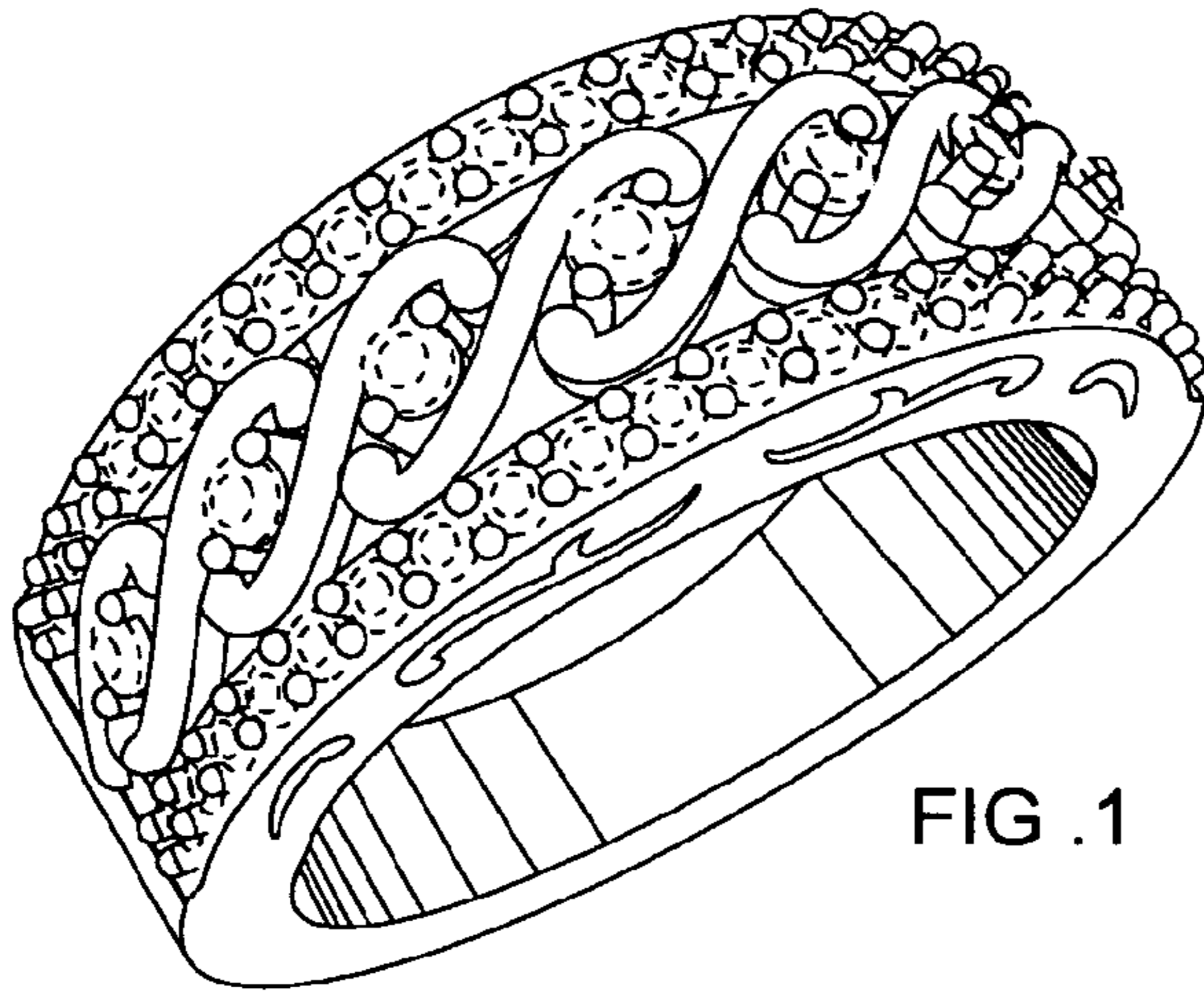


FIG .1




FIG .2

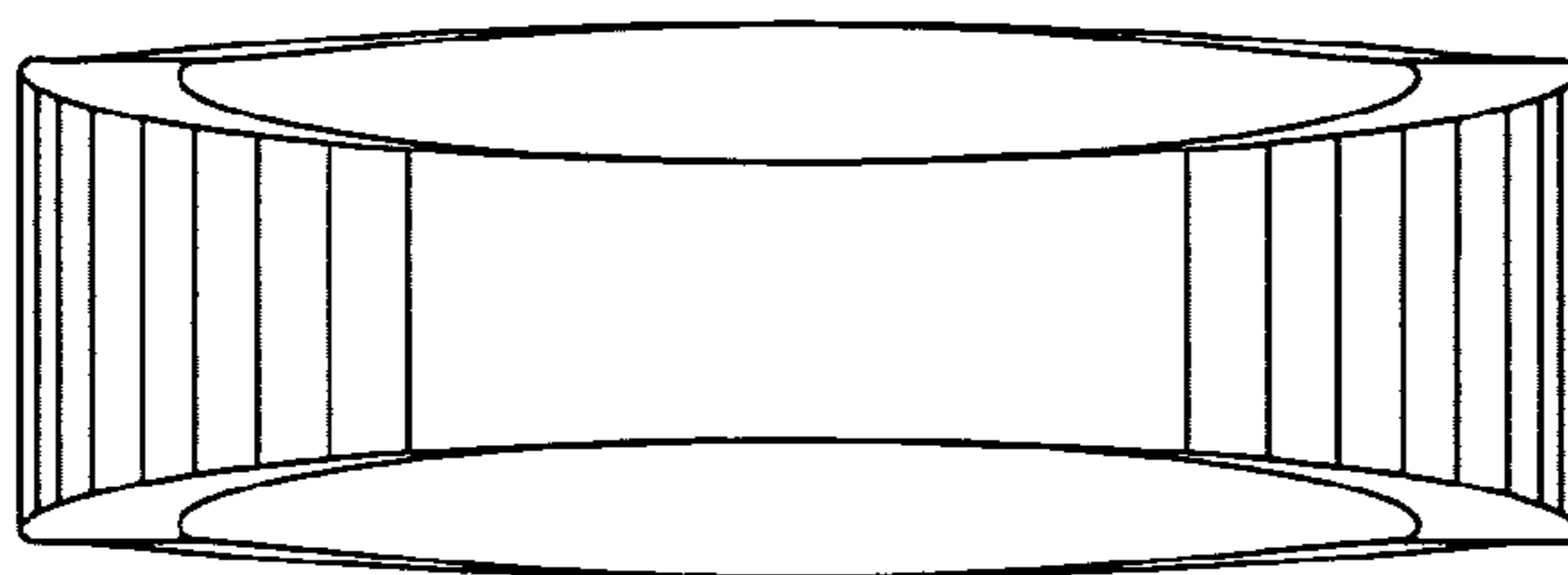


FIG .3

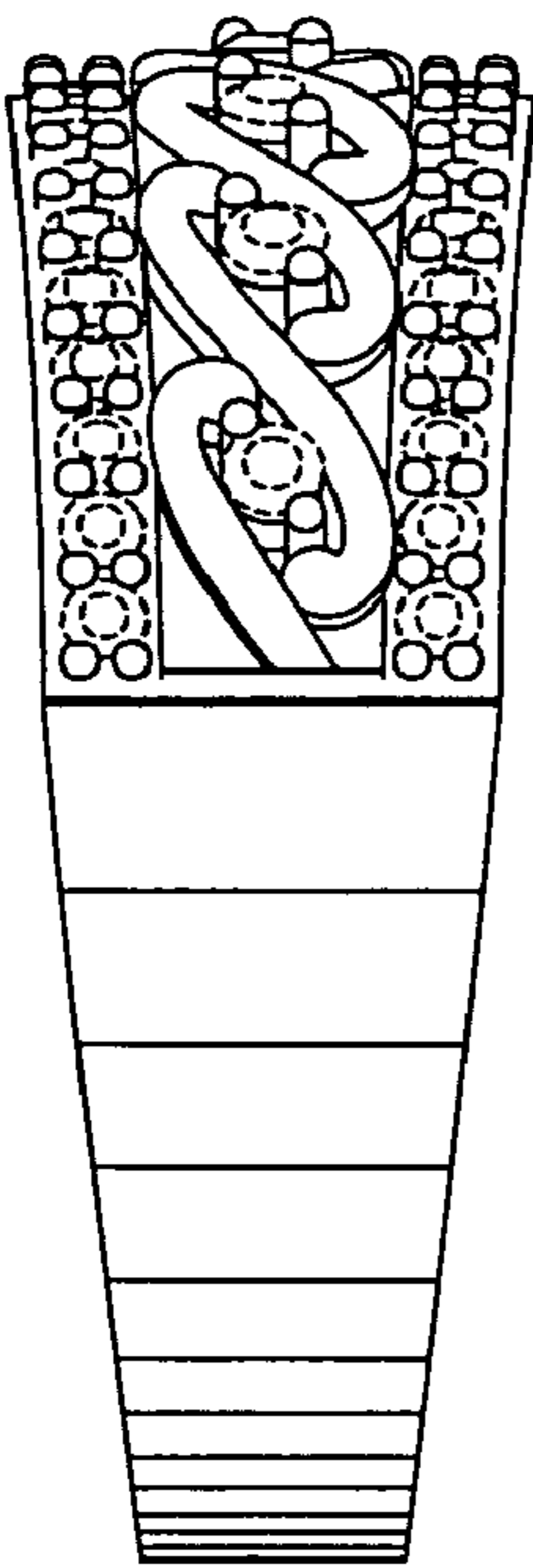


FIG . 5

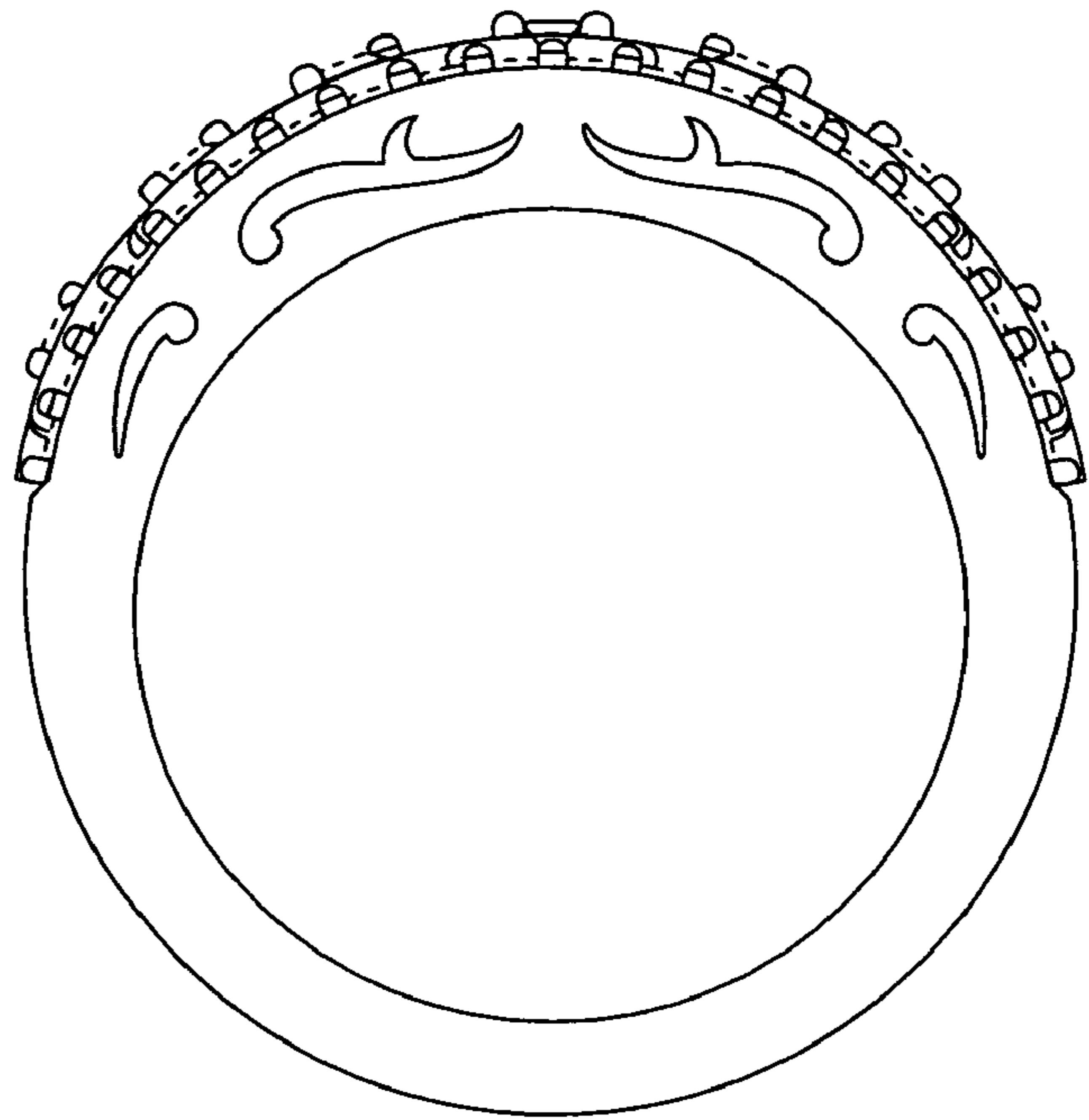


FIG . 4