



US00D614521S

(12) **United States Design Patent**  
**Lyons**

(10) **Patent No.:** **US D614,521 S**

(45) **Date of Patent:** **\*\* Apr. 27, 2010**

(54) **WARNING LIGHT**

D565,447 S \* 4/2008 Horng ..... D10/113  
D595,172 S \* 6/2009 Pokorny ..... D10/114

(75) Inventor: **Jon H. Lyons**, Haddam, CT (US)

\* cited by examiner

(73) Assignee: **Whelen Engineering Company, Inc.**,  
Chester, CT (US)

*Primary Examiner*—Caron Veynar

*Assistant Examiner*—George D Kirschbaum

(\*\*) Term: **14 Years**

(74) *Attorney, Agent, or Firm*—Alix, Yale & Ristas, LLP

(21) Appl. No.: **29/315,508**

(57) **CLAIM**

(22) Filed: **Jul. 1, 2009**

The ornamental design for the warning light, as shown and described.

(51) **LOC (9) Cl.** ..... **10-05**

(52) **U.S. Cl.** ..... **D10/114**

(58) **Field of Classification Search** ..... D10/109,  
D10/111, 114, 104, 113; D26/29–31, 70,  
D26/71, 72, 85, 73, 28, 35; D11/137; D21/650,  
D21/324; 362/544, 459, 466, 183, 431, 428,  
362/294, 584; 280/87.042, 601, 79.11; 340/321,  
340/584, 815.45; 52/848, 838; 315/159;  
405/232; 335/202; 307/157

See application file for complete search history.

**DESCRIPTION**

FIG. 1 is a perspective view of a warning light showing my new design;

FIG. 2 is a top plan view of the warning light of FIG. 1;

FIG. 3 is a front view of the warning light of FIG. 1, the opposite rear view being identical;

FIG. 4 is a left side view of the warning light of FIG. 1, the opposite right side view being identical; and,

FIG. 5 is a bottom plan view of the warning light of FIG. 1.

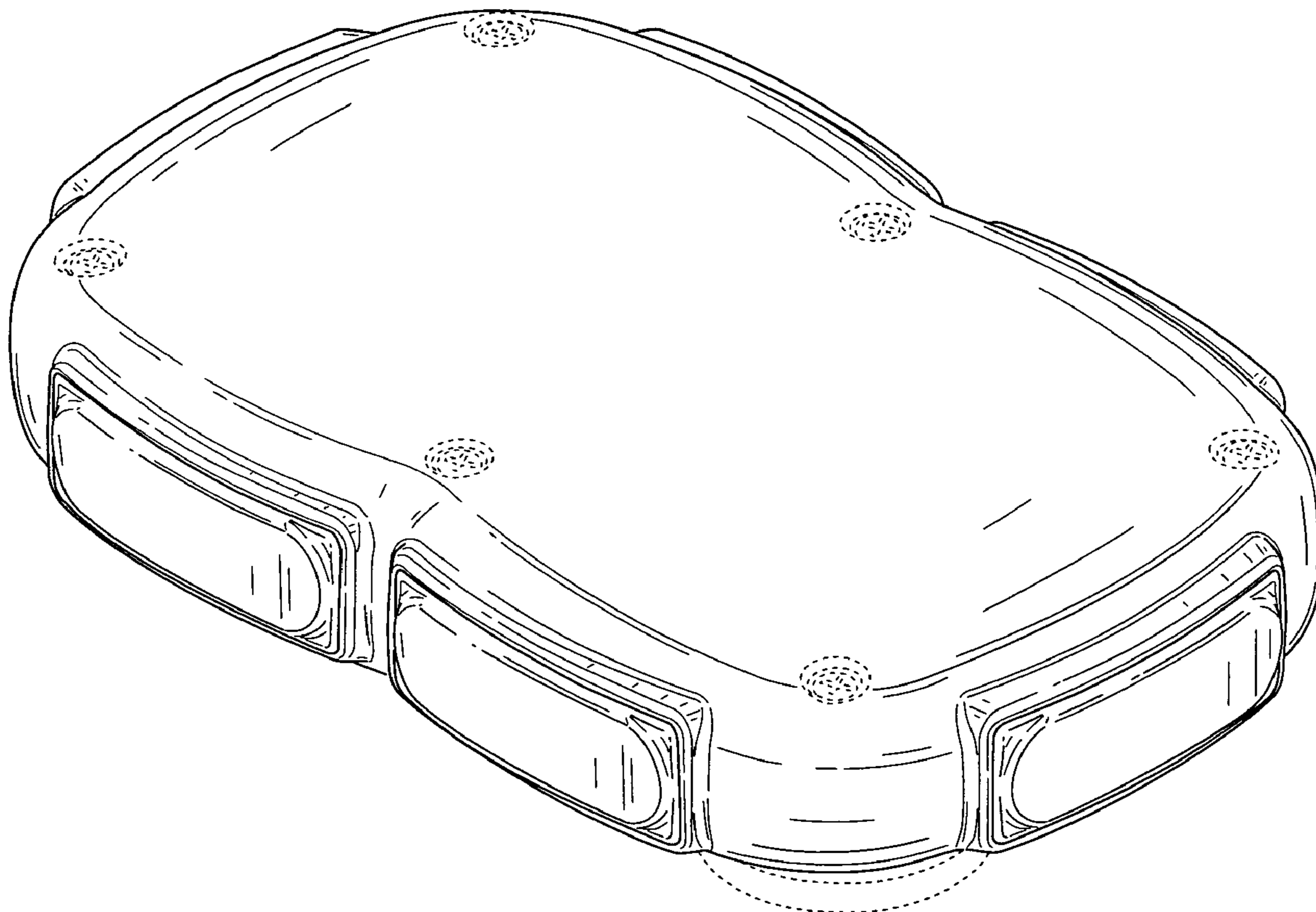
No claim is made to the portions shown in broken lines.

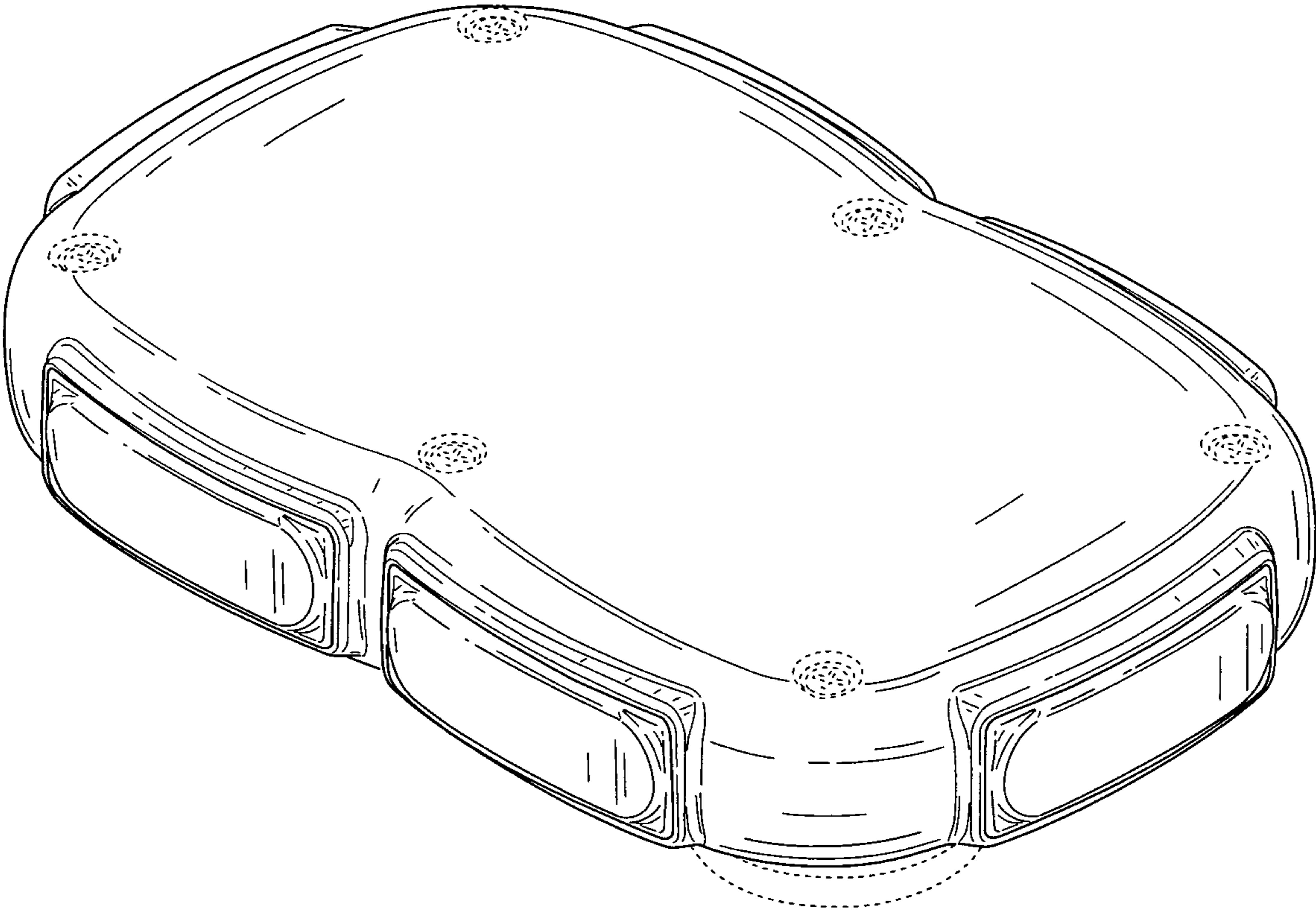
(56) **References Cited**

**U.S. PATENT DOCUMENTS**


D420,755 S \* 2/2000 Pokorny et al. .... D26/28

**1 Claim, 5 Drawing Sheets**

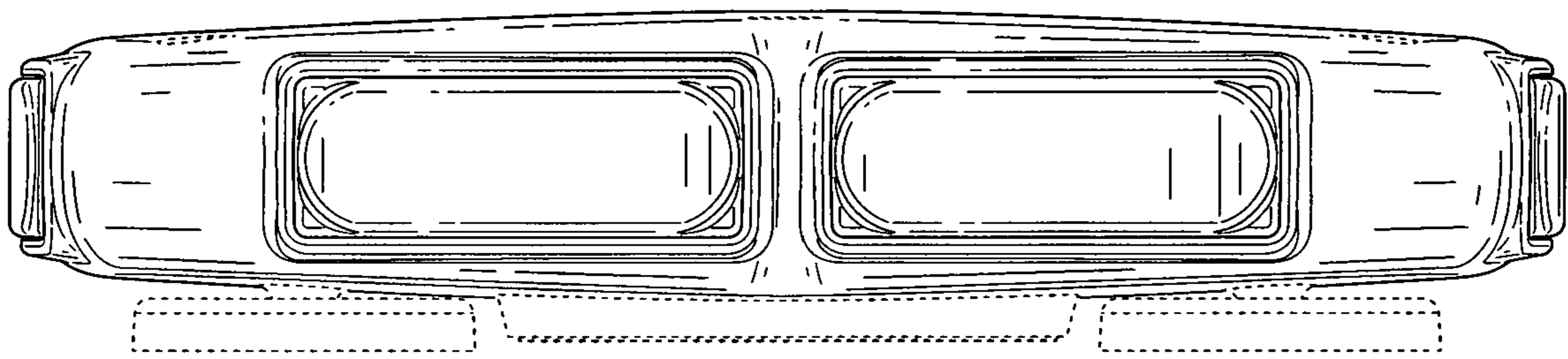




**FIG. 1**



**FIG. 2**



**FIG. 3**



**FIG. 4**

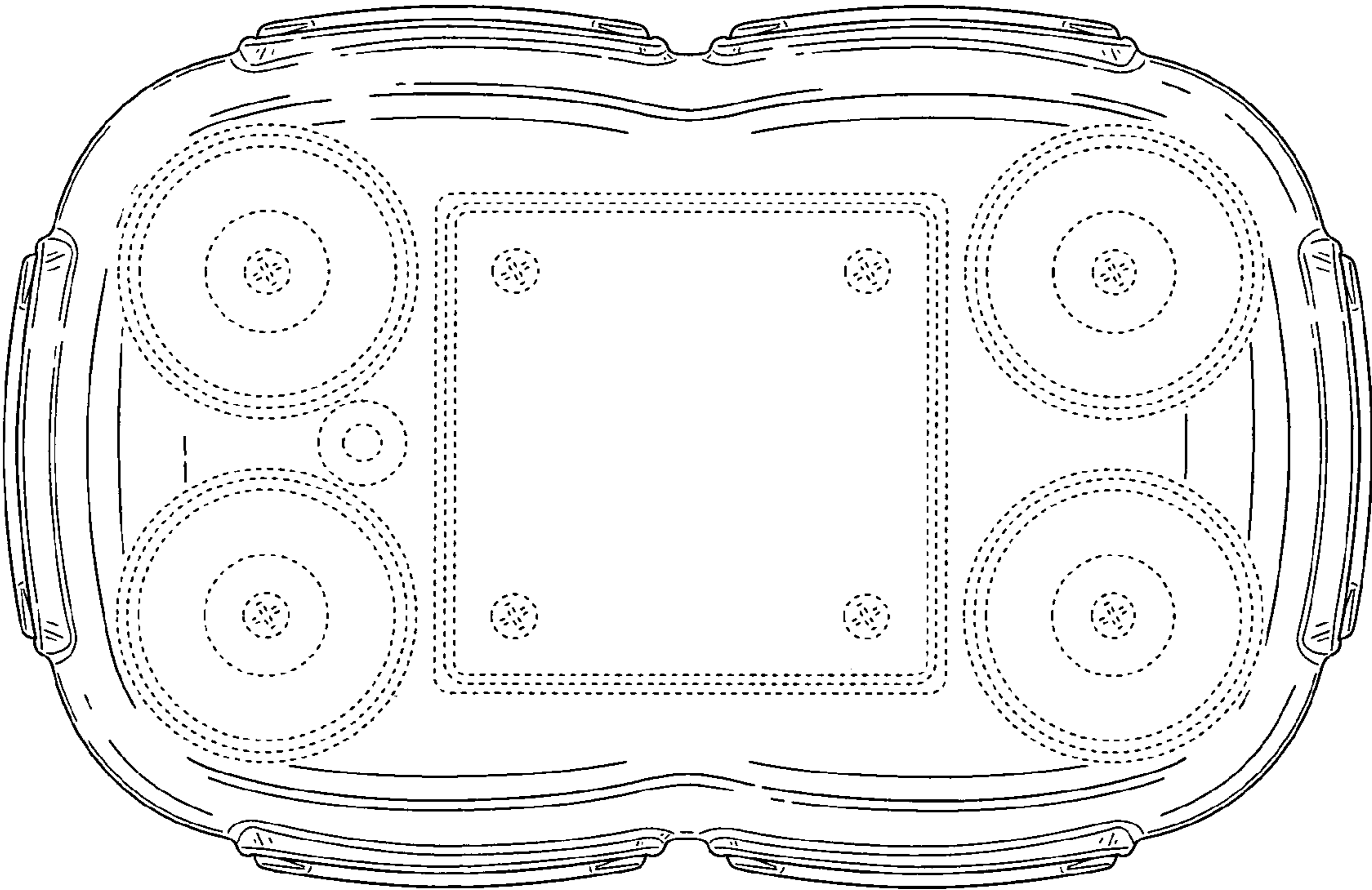


FIG. 5