



US00D614515S

(12) **United States Design Patent**  
**Templin et al.**

(10) **Patent No.:** **US D614,515 S**

(45) **Date of Patent:** **\*\* Apr. 27, 2010**

(54) **DOUBLE DIAMOND RULER**

5,664,334 A \* 9/1997 Watts ..... 33/1 N

(76) Inventors: **Marc Wayne Templin**, 14554  
Maplewood Rd., Townville, PA (US)  
16360; **Kimberly Elaine Templin**,  
14554 Maplewood Rd., Townville, PA  
(US) 16360

\* cited by examiner

*Primary Examiner*—Antoine D Davis  
(74) *Attorney, Agent, or Firm*—Sinorica, LLC

(\*\*) Term: **14 Years**

(21) Appl. No.: **29/343,752**

(22) Filed: **Sep. 18, 2009**

(51) **LOC (9) Cl.** ..... **10-04**

(52) **U.S. Cl.** ..... **D10/71**

(58) **Field of Classification Search** ..... D10/64,  
D10/71; 33/483–494

See application file for complete search history.

(56) **References Cited**

U.S. PATENT DOCUMENTS

2,823,461	A *	2/1958	Schneider	.....	33/492
3,090,533	A *	5/1963	Claeys et al.	.....	223/35
5,319,859	A *	6/1994	Smith	.....	33/563
D355,859	S *	2/1995	Schroeder	.....	D10/64

(57) **CLAIM**

The ornamental design of a double diamond ruler, as shown and described.

**DESCRIPTION**

FIG. 1 is a front perspective view of a double diamond ruler;

FIG. 2 is a right-side elevational view wherein the left-side elevational view being a mirror image thereof;

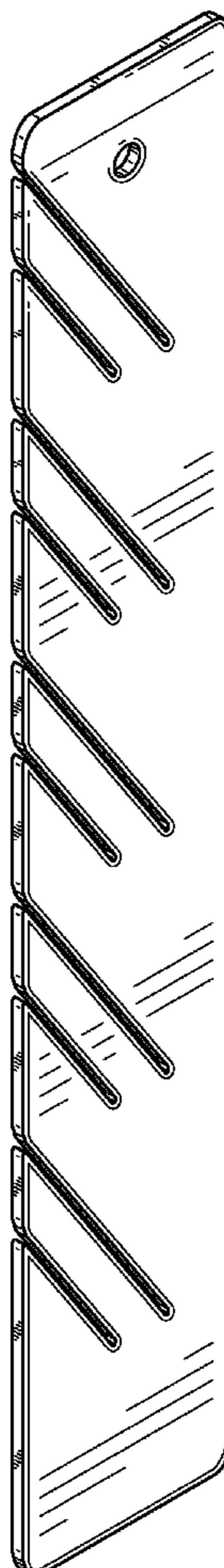
FIG. 3 is a top plan view wherein the bottom plan view being a mirror image thereof;

FIG. 4 is a front elevational view thereof; and,

FIG. 5 is a rear elevational view thereof.

The broken line showing of a double diamond ruler is for the purpose of illustrating environmental structure and forms no part of the claimed design.

**1 Claim, 2 Drawing Sheets**



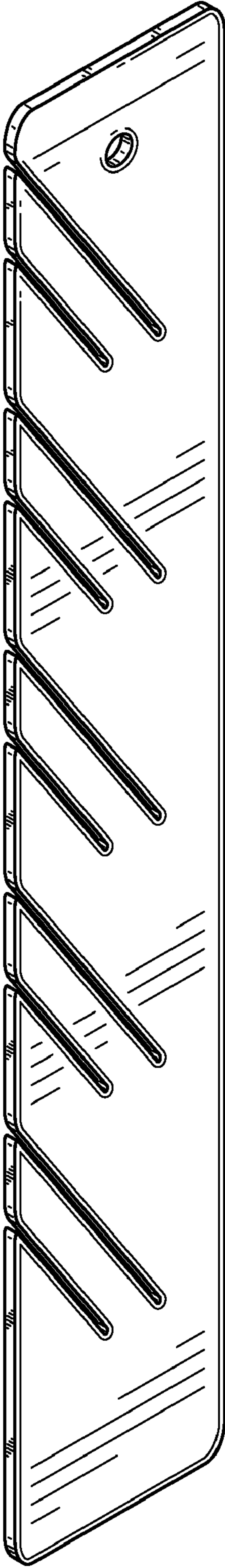


FIG. 1



FIG. 2

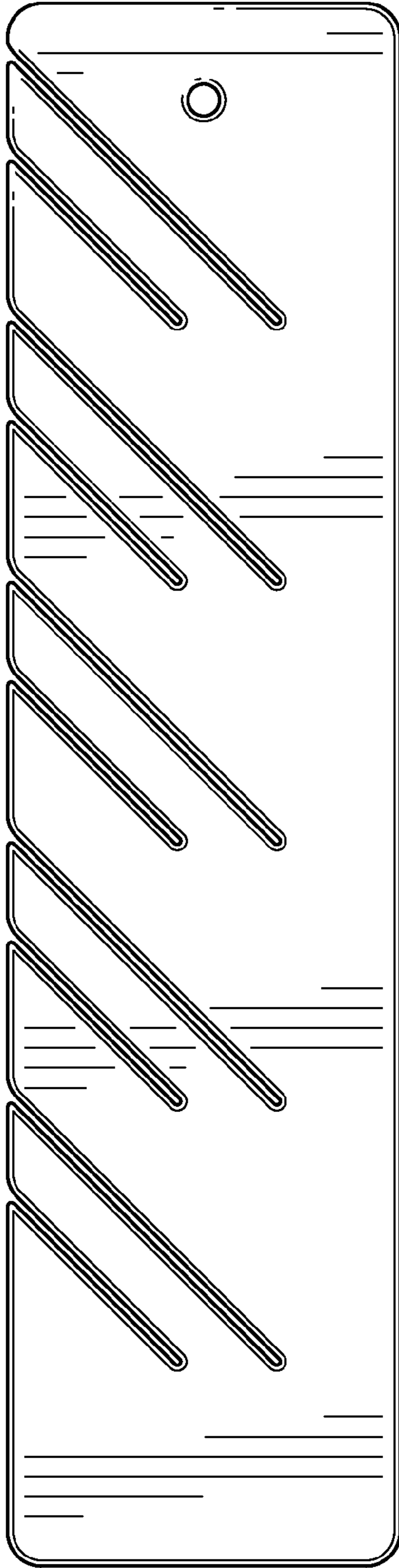


FIG. 3



FIG. 4



FIG. 5