



US00D614513S

(12) **United States Design Patent**
Takahashi

(10) **Patent No.:** **US D614,513 S**

(45) **Date of Patent:** **** Apr. 27, 2010**

(54) **WRIST WATCH CASE WITH BAND**

(75) Inventor: **Takayuki Takahashi**, Sagamihara (JP)

(73) Assignees: **Citizen Tokei Kabushiki Kaisha** (JP);
Citizen Holdings Co., Ltd. (JP)

(**) Term: **14 Years**

(21) Appl. No.: **29/352,300**

(22) Filed: **Dec. 18, 2009**

(51) **LOC (9) Cl.** **10-02**

(52) **U.S. Cl.** **D10/32**

(58) **Field of Classification Search** D10/30-39;
368/276, 281, 282, 285; D11/3, 12, 16
See application file for complete search history.

(56) **References Cited**

U.S. PATENT DOCUMENTS

1,633,661	A	*	6/1927	Dinstman	29/896.33
1,672,007	A	*	6/1928	Stelter	59/79.3
1,675,675	A	*	7/1928	Wadsworth	368/281
1,786,762	A	*	12/1930	Lyons	368/281
2,101,690	A	*	12/1937	Sauer, Jr.	368/286
D268,737	S	*	4/1983	Perrin	D10/39
D290,585	S	*	6/1987	Chodat	D10/30
D333,102	S	*	2/1993	Burgener	D10/39
D340,879	S	*	11/1993	French	D11/6
D351,568	S	*	10/1994	Pandel	D11/16
D420,293	S	*	2/2000	Parmigiani	D10/30

D474,117	S	*	5/2003	Dubois	D10/30
D489,281	S	*	5/2004	Hill	D11/3
D507,190	S	*	7/2005	Perrenoud	D10/30
D530,230	S	*	10/2006	Chodat	D10/38
D540,699	S	*	4/2007	Niculescu	D10/39
D554,537	S	*	11/2007	Actis-Datta	D10/32
D562,704	S	*	2/2008	Lalo	D10/32
D578,023	S	*	10/2008	Rochat	D10/32
D578,900	S	*	10/2008	Nisembaum	D10/32
D600,143	S	*	9/2009	Kawashima	D10/32

* cited by examiner

Primary Examiner—Lucy Lieberman

(74) *Attorney, Agent, or Firm*—Banner & Witcoff, Ltd.

(57) **CLAIM**

The ornamental design for a wrist watch case with band, as shown and described.

DESCRIPTION

FIG. 1 is a perspective view thereof,
FIG. 2 is a front elevational view thereof,
FIG. 3 is a rear elevational view thereof,
FIG. 4 is a right side elevational view thereof,
FIG. 5 is a left side elevational view thereof,
FIG. 6 is a top plan view; and,
FIG. 7 is a bottom plan view thereof.

1 Claim, 3 Drawing Sheets



FIG. 1




FIG.3

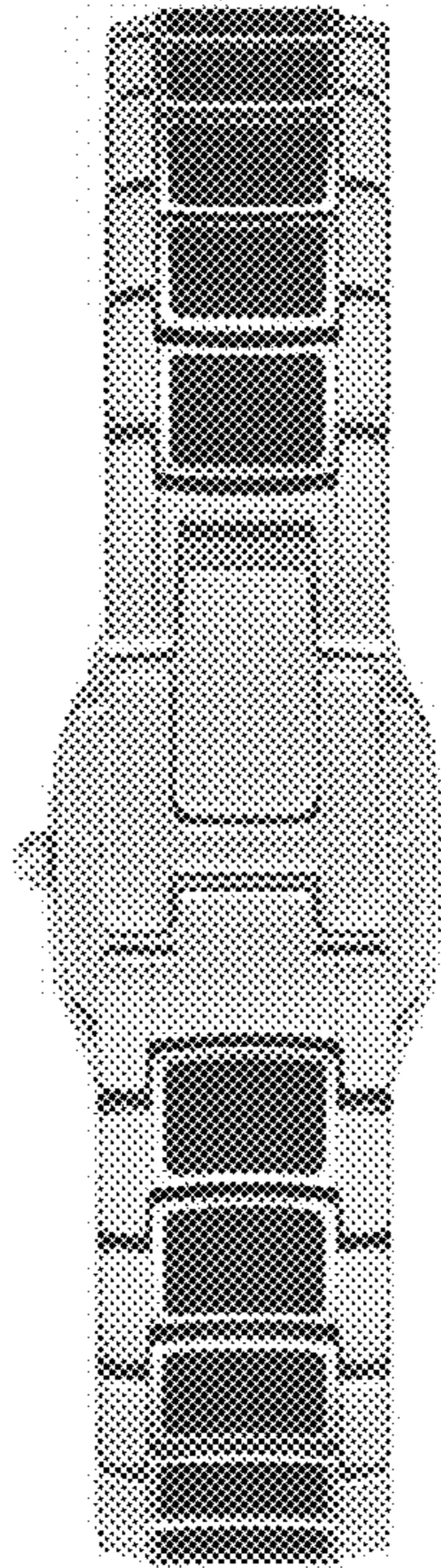


FIG.2




FIG.4




FIG.5




FIG.7

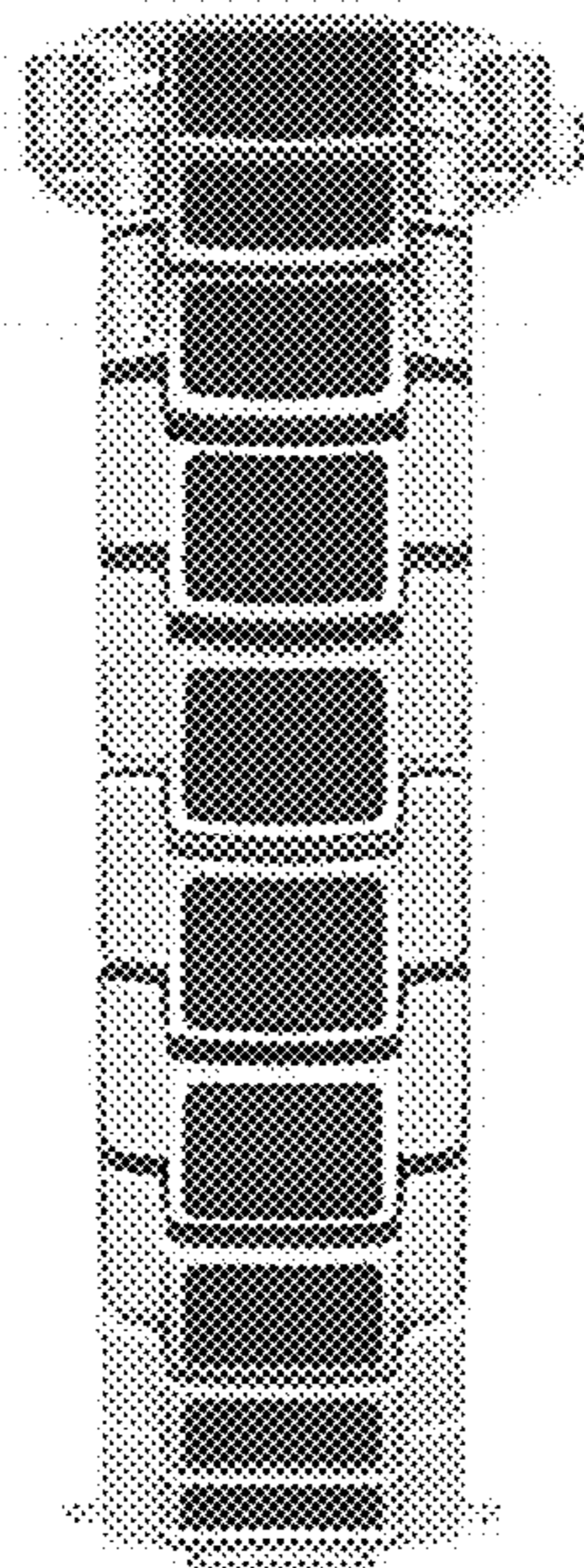


FIG.6

