



US00D614508S

(12) **United States Design Patent**
Hu

(10) **Patent No.:** **US D614,508 S**
(45) **Date of Patent:** **** Apr. 27, 2010**

(54) **CONTAINER**

D88,258 S * 11/1932 Rose D7/523

(75) Inventor: **Jianwen Hu**, Nashotah, WI (US)

(73) Assignee: **Silgan Containers LLC**, Woodland Hills, CA (US)

(Continued)

FOREIGN PATENT DOCUMENTS

(**) Term: **14 Years**

FR 2584680 1/1987

(21) Appl. No.: **29/344,043**

(22) Filed: **Sep. 22, 2009**

OTHER PUBLICATIONS

“The Revolutionary Stretching Technology” brochure, believed to be available by 2001 at www.canstretch.com, 1 page.

(Continued)

Related U.S. Application Data

(63) Continuation of application No. 29/331,957, filed on Feb. 5, 2009, now abandoned.

(51) **LOC (9) Cl.** **09-02**

(52) **U.S. Cl.** **D9/776; D9/500**

(58) **Field of Classification Search** D9/500,
D9/502–505, 516, 537–539, 545, 549, 686,
D9/688–692, 763–764, 772, 776–779; D99/5;
D11/143, 146, 152–154; D26/6; 215/379,
215/381–384; 220/660, 669–673, 675
See application file for complete search history.

Primary Examiner—Ian Simmons

Assistant Examiner—Dana L Sipos

(74) *Attorney, Agent, or Firm*—Foley & Lardner LLP

(57) **CLAIM**

I claim the ornamental design for a container, as shown and described.

(56) **References Cited**

DESCRIPTION

U.S. PATENT DOCUMENTS

D2,820 S	11/1867	Barry
D22,751 S	8/1893	Lanning
D24,991 S	12/1895	Estes
D25,941 S	8/1896	Lindgren
566,067 A	8/1896	Duck
D28,732 S	5/1898	Cook
D28,842 S	6/1898	Griffth
D38,167 S	8/1906	Wintermann
829,477 A	8/1906	Kruse
1,013,775 A	1/1912	Hoffman
D56,181 S	8/1920	Lewis
D67,869 S	7/1925	Boswell
D73,511 S	9/1927	Schrader
1,832,806 A	11/1931	Dawson

FIG. 1 is a perspective view of the claimed design;

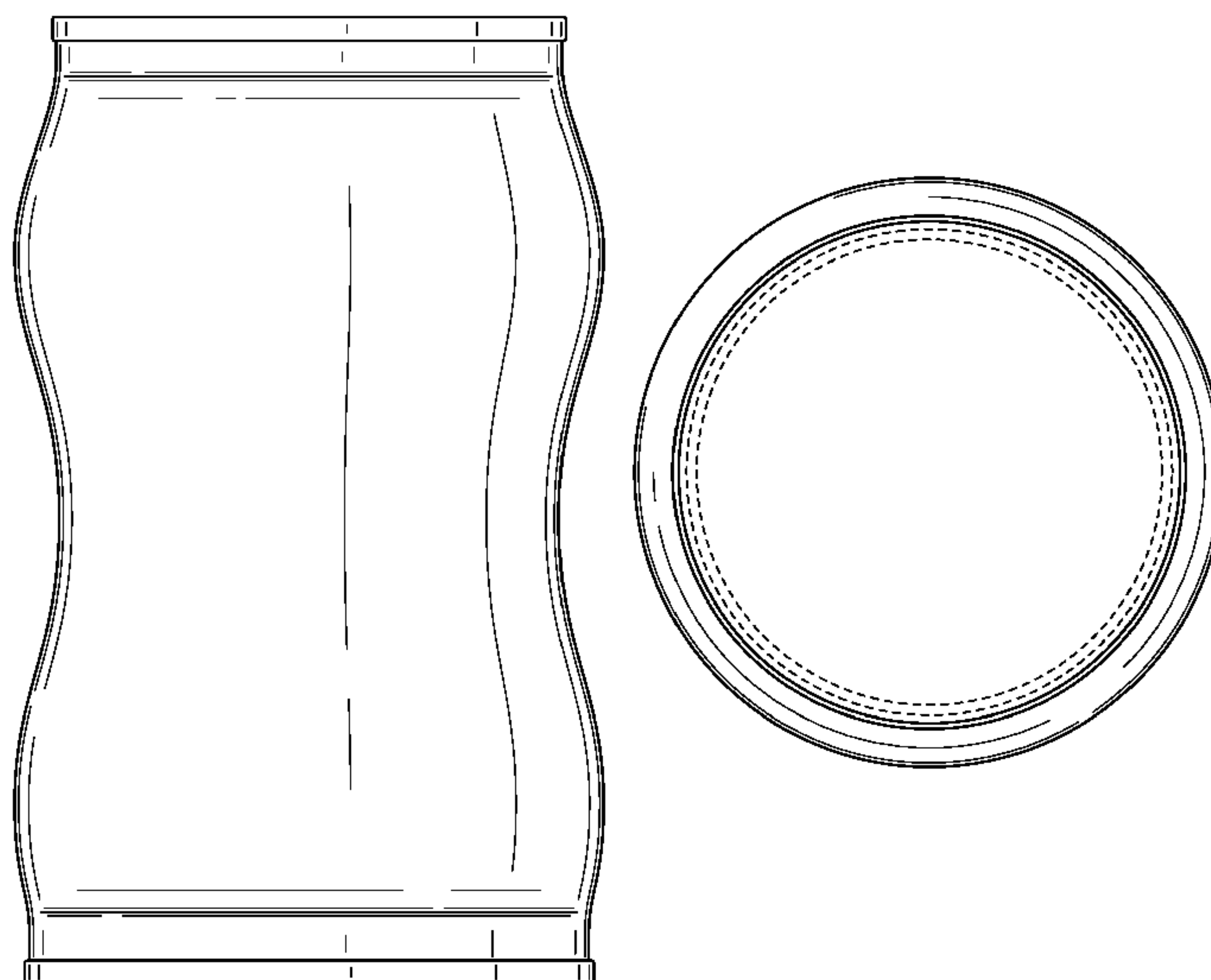
FIG. 2 is a front view of the claimed design of FIG. 1, the rear view, the left side view, and the right side view being the same as the front view;

FIG. 3 is a top view of the claimed design of FIG. 1; and,

FIG. 4 is a bottom view of the claimed design of FIG. 1.

The ornamental design which is claimed is shown in solid lines in the drawings. The broken lines in the drawings are for illustrative purposes only and form no part of the claimed design.

1 Claim, 3 Drawing Sheets



US D614,508 S

Page 2

U.S. PATENT DOCUMENTS

D98,420 S 2/1936 Deskey
D101,728 S 10/1936 Bennett
D120,226 S 4/1940 Lundy
D120,587 S 5/1940 Hinkins
D124,645 S 1/1941 Palmer
D124,880 S 1/1941 Teunisz
2,252,915 A 8/1941 Conill
D129,604 S 9/1941 Forgue
D185,649 S 7/1959 Schlumbohm
3,297,194 A 1/1967 Schaper et al.
D207,133 S 3/1967 Stenger
3,317,110 A 5/1967 Palmer
3,349,987 A 10/1967 Weitzner
3,648,884 A 3/1972 Mansolino
D224,642 S 8/1972 Mascia et al.
D226,176 S 1/1973 Bystedt et al.
D227,863 S 7/1973 Mascia
D227,868 S 7/1973 Stanley et al.
D228,229 S 8/1973 Mascia
D231,087 S 4/1974 Edwards
D231,773 S 6/1974 Mascia
D235,184 S 5/1975 Achenbach
D237,853 S 12/1975 Katz
4,010,860 A 3/1977 Garber
D249,111 S 8/1978 Geyer
D252,798 S 9/1979 Vosti et al.
D288,527 S 3/1987 Maguire
D299,426 S 1/1989 Andersson et al.

D307,238 S 4/1990 May
D317,405 S 6/1991 Yasika
D319,580 S 9/1991 Cassai et al.
D320,153 S 9/1991 Cassai et al.
D323,290 S 1/1992 Keedy, Jr.
D357,413 S 4/1995 Kornick et al.
D357,414 S 4/1995 Kornick et al.
D365,021 S 12/1995 Park
D373,084 S 8/1996 Choi
D379,589 S 6/1997 Rhodes et al.
D383,037 S 9/1997 Asberg
D398,531 S 9/1998 DeVries
D404,254 S 1/1999 Asberg
D404,970 S 2/1999 Asberg
D408,221 S 4/1999 Asberg
D502,844 S * 3/2005 Rohe D7/510
D536,262 S 2/2007 Ioannides et al.
D536,263 S 2/2007 Ioannides et al.
D536,264 S 2/2007 Ioannides et al.
D543,845 S 6/2007 Ioannides et al.
D549,596 S 8/2007 Ioannides et al.

OTHER PUBLICATIONS

“Stretch Machine” brochure, believed to be available by 2001 at www.canstretch.com, 1 page.

Photograph of Six Cans, believed to be available by 2001 at www.canstretch.com, 1 page.

* cited by examiner

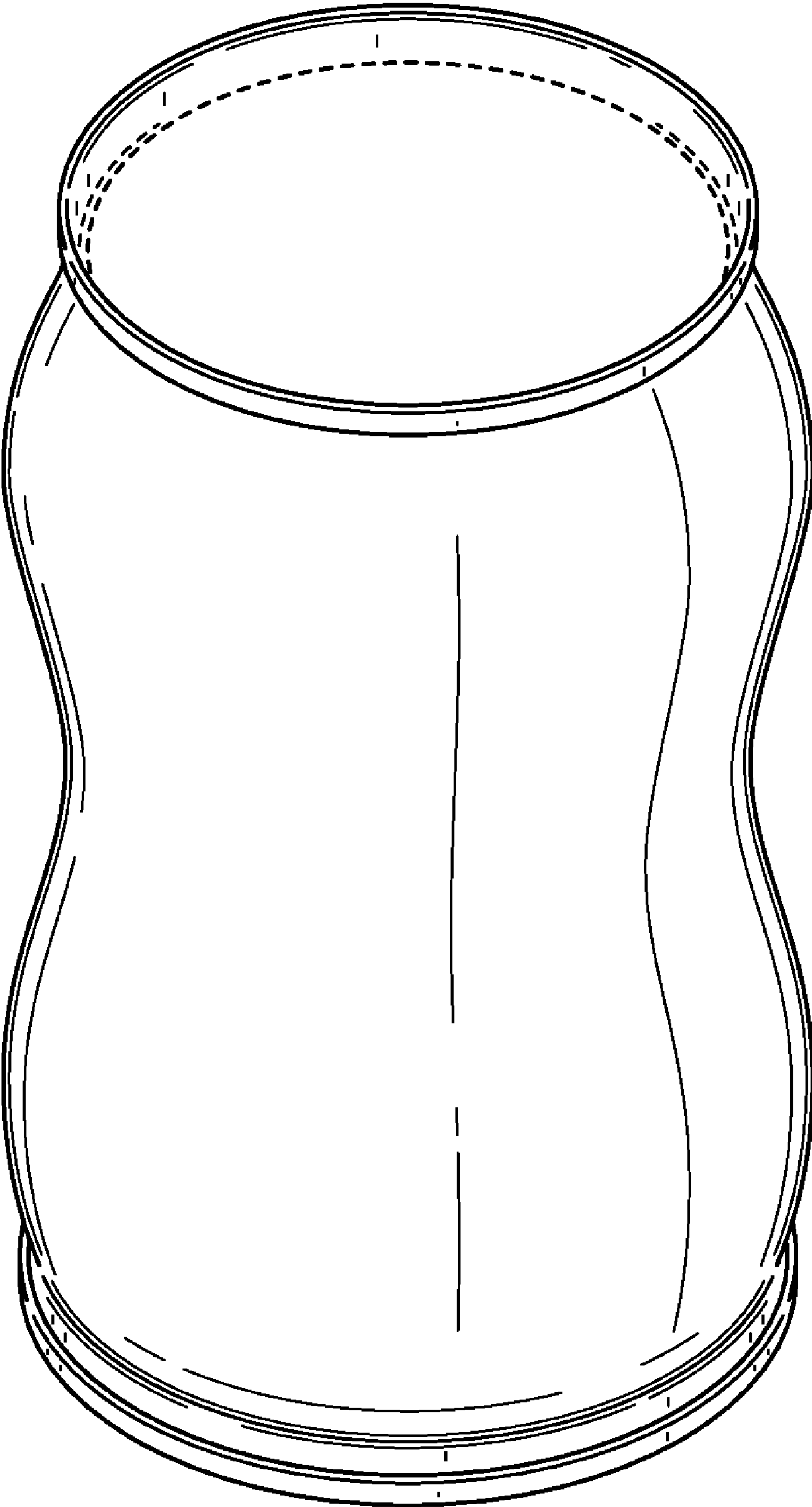


FIG. 1

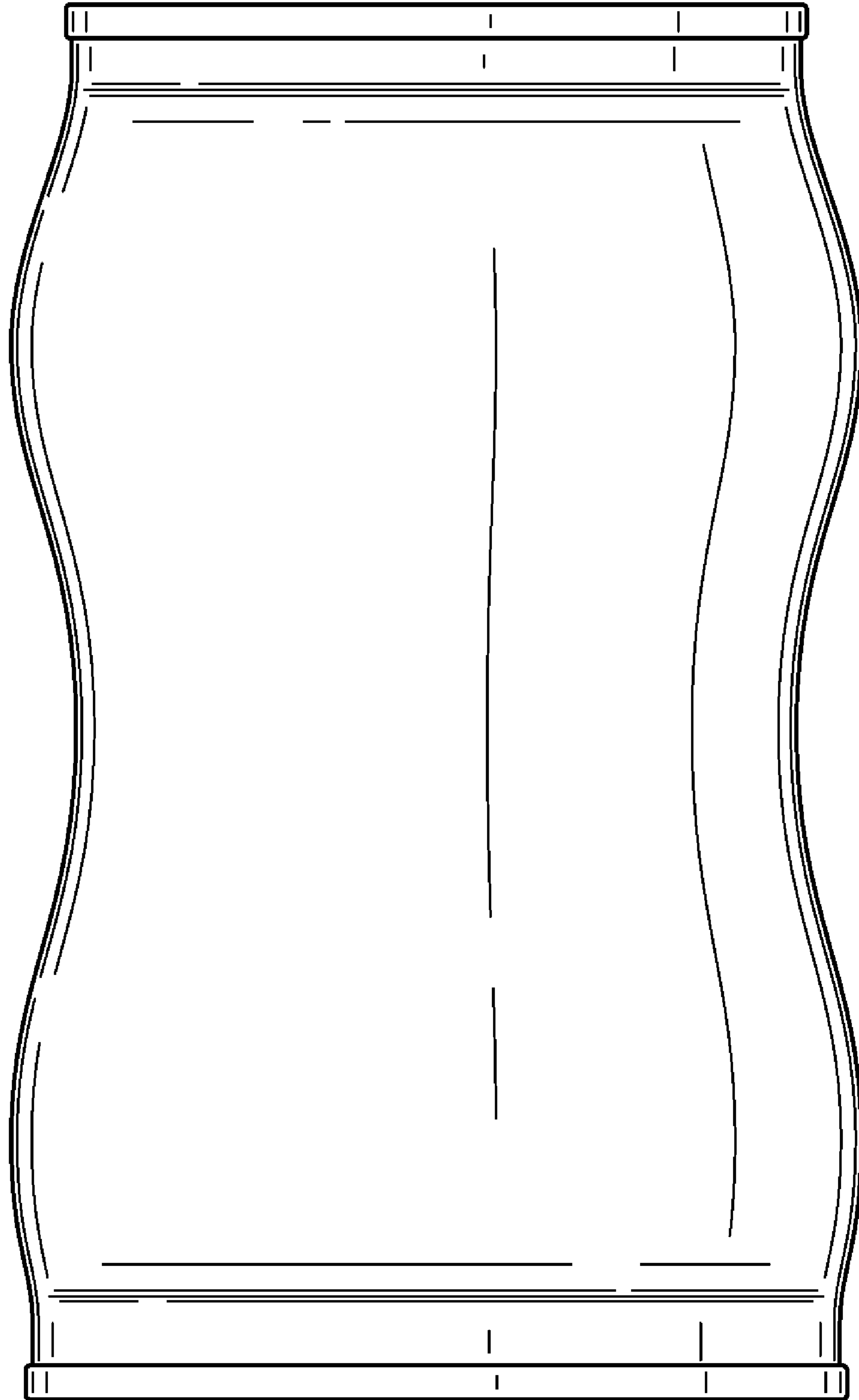


FIG. 2

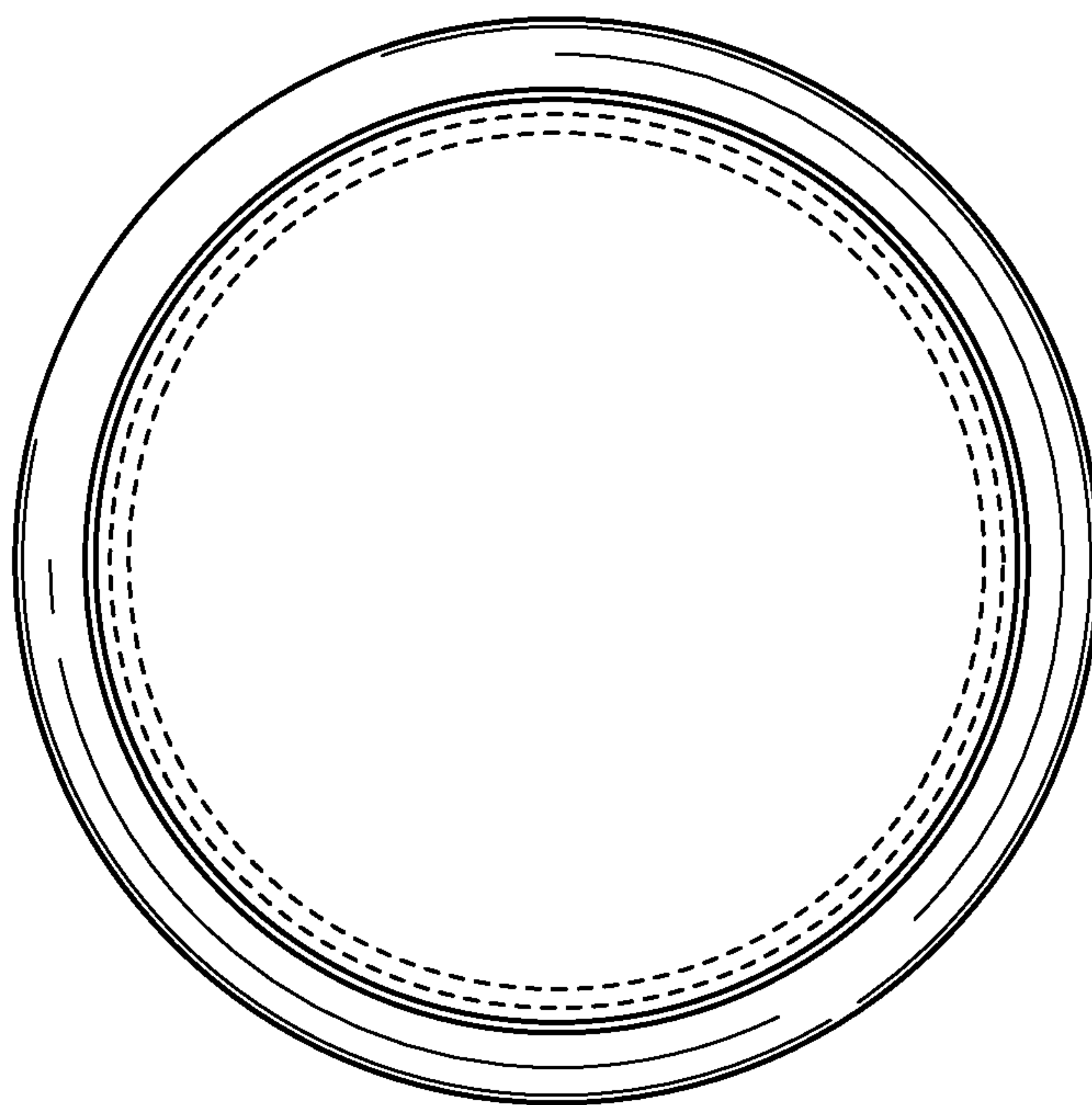


FIG. 3

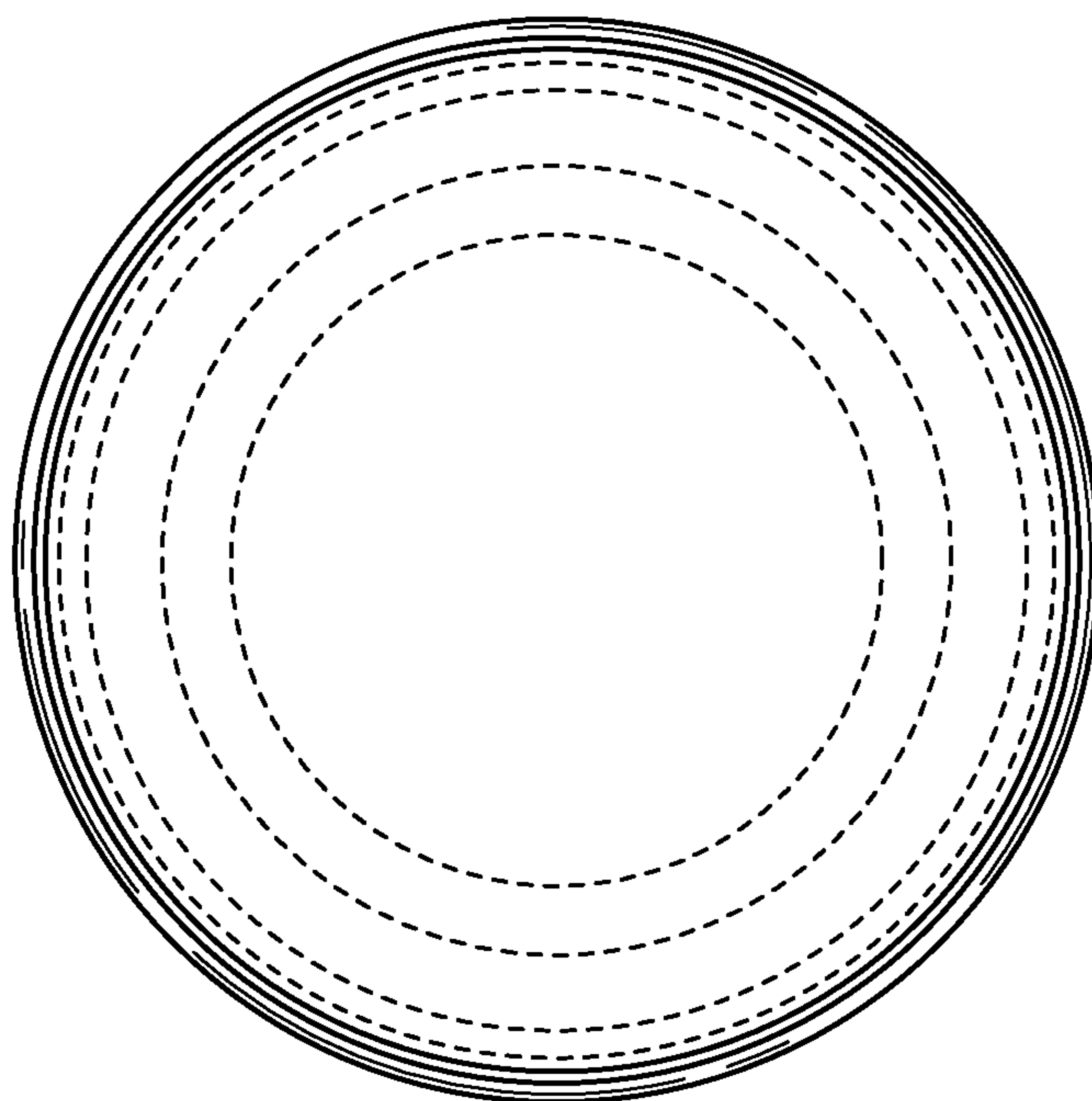


FIG. 4