



US00D614505S

(12) **United States Design Patent**  
**Fallat, II et al.**

(10) **Patent No.:** **US D614,505 S**

(45) **Date of Patent:** **\*\* \*Apr. 27, 2010**

(54) **SHOULDER FOR A CONTAINER**

(75) Inventors: **Peter J. Fallat, II**, Whitehouse Station,  
NJ (US); **Bruce Cummings**, New York,  
NY (US); **Brian Worthington**,  
Dunellen, NJ (US)

(73) Assignee: **Colgate-Palmolive Company**, New  
York, NY (US)

(\*\*) Term: **14 Years**

(21) Appl. No.: **29/339,571**

(22) Filed: **Jul. 2, 2009**

(51) **LOC (9) Cl.** ..... **09-03**

(52) **U.S. Cl.** ..... **D9/695**

(58) **Field of Classification Search** ..... D9/695-699,  
D9/711, 521, 544, 435, 440, 454, 723-724,  
D9/499, 712, 449, 727-728, 442, 447, 504;  
222/92, 107, 215, 491, 527-529, 96, 206,  
222/212, 213, 251, DIG. 7; 206/822-823;  
D28/7, 76, 82; D24/111, 119; 215/205,  
215/321, 381, 382, 316; 141/114, 115

See application file for complete search history.

(56) **References Cited**

**U.S. PATENT DOCUMENTS**

1,978,455	A	10/1934	Geerlings	
D194,222	S	12/1962	Rolley	
4,844,250	A	7/1989	Holoubek et al.	
D319,178	S *	8/1991	Katada et al.	D9/617
D329,379	S	9/1992	Jorgensen et al.	
5,547,091	A	8/1996	Neveras et al.	
D401,138	S *	11/1998	Rosen et al.	D9/697
D414,688	S	10/1999	Loeb et al.	
6,071,523	A	6/2000	Mehta et al.	
6,223,919	B1	5/2001	Kuehn	
6,305,577	B1	10/2001	Fillmore et al.	
D474,961	S *	5/2003	Haruta	D9/697
D479,466	S	9/2003	Bremner et al.	
D487,398	S	3/2004	Bremner et al.	
D488,059	S *	4/2004	Mounier	D9/697
6,722,536	B2	4/2004	Bremner et al.	

D503,611	S *	4/2005	Py et al.	D9/697
D511,464	S *	11/2005	Py et al.	D9/695
D512,647	S *	12/2005	Py et al.	D9/695
D532,700	S *	11/2006	Py et al.	D9/697
D532,701	S *	11/2006	Spencer	D9/699

(Continued)

**OTHER PUBLICATIONS**

U.S. Appl. No. 05/465,196, filed Jul. 10, 2007, Py et al.

*Primary Examiner*—Caron Veynar

*Assistant Examiner*—Abraham Bahta

(74) *Attorney, Agent, or Firm*—Amy M. Fernandez

(57) **CLAIM**

The ornamental design for a shoulder for a container, as shown and described.

**DESCRIPTION**

FIG. 1 is a perspective view of a shoulder for a container with a nozzle seal in place showing our new design;

FIG. 2 is a side view thereof, the front, back, left, and right sides being the same in appearance except for variation in the location of the notches in the seal and thread termination points shown in the other figures;

FIG. 3 is a detail fragmentary side view of a portion thereof;


FIG. 4 is a top view thereof;

FIG. 5 is a bottom view thereof; and,

FIG. 6 is a perspective view thereof with the nozzle seal removed.

All broken lines shown in the drawings are for environmental purposes only and form no part of the claimed design.

**1 Claim, 4 Drawing Sheets**



# US D614,505 S

Page 2

---

## U.S. PATENT DOCUMENTS

D551,088 S	*	9/2007	Dittmer et al. ....	D9/697	D558,061 S	*	12/2007	Py et al. ....	D9/695
D552,485 S		10/2007	Grabiner et al.		D559,703 S	*	1/2008	Egawa ....	D9/697
D553,005 S	*	10/2007	Py et al. ....	D9/697	D561,046 S		2/2008	Kerman	

\* cited by examiner

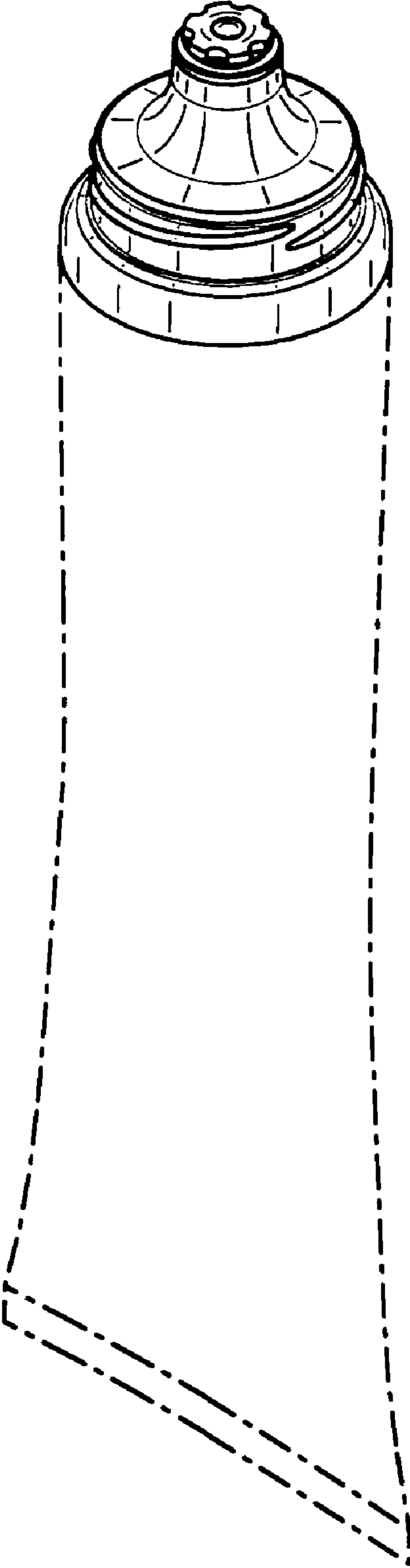


FIG. 1

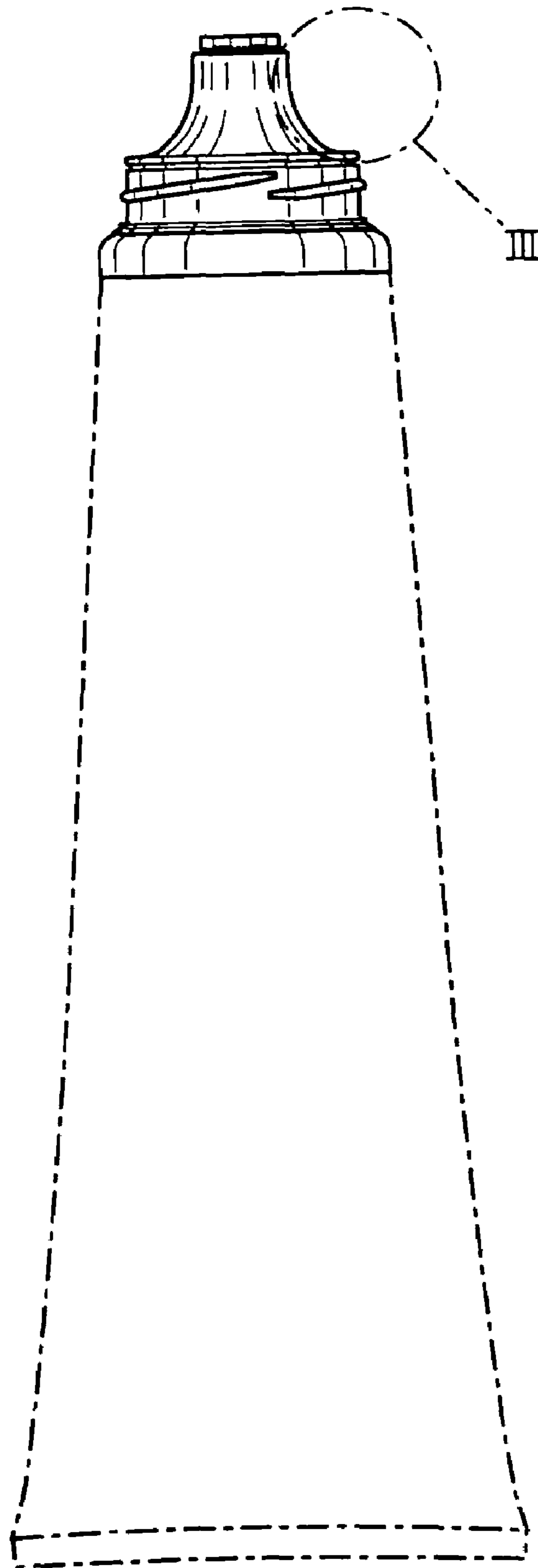


FIG. 2

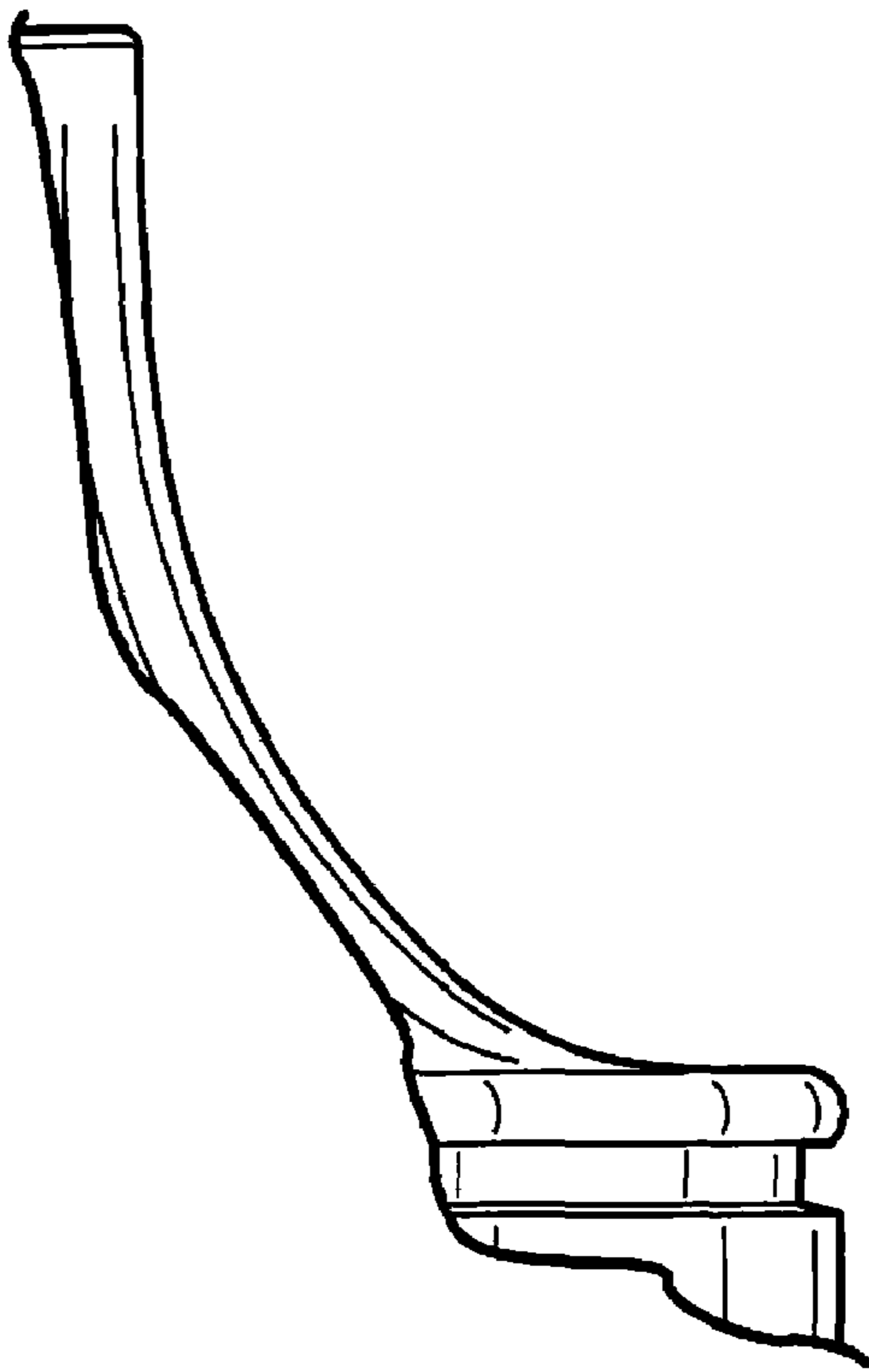


FIG. 3

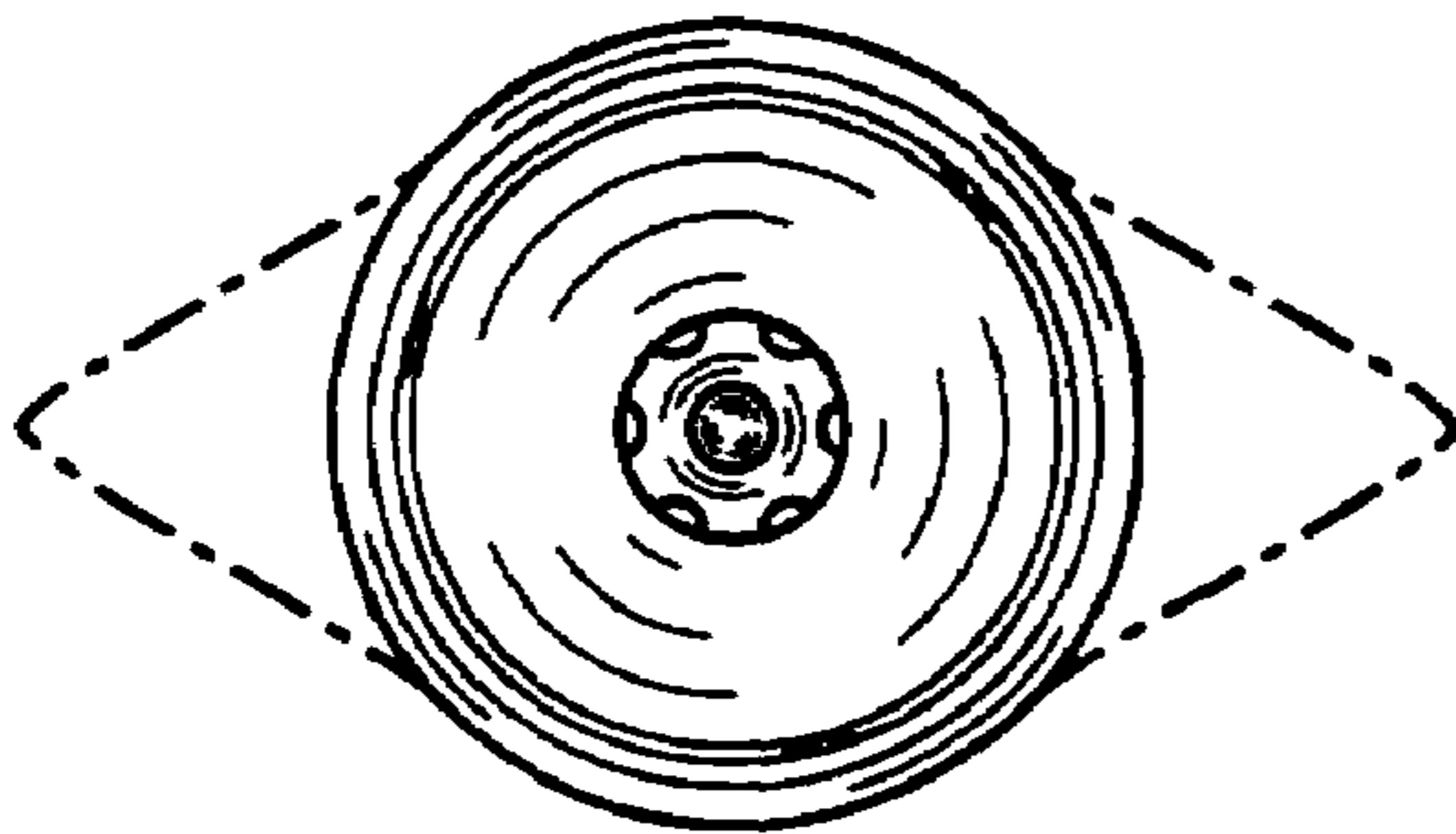


FIG. 4

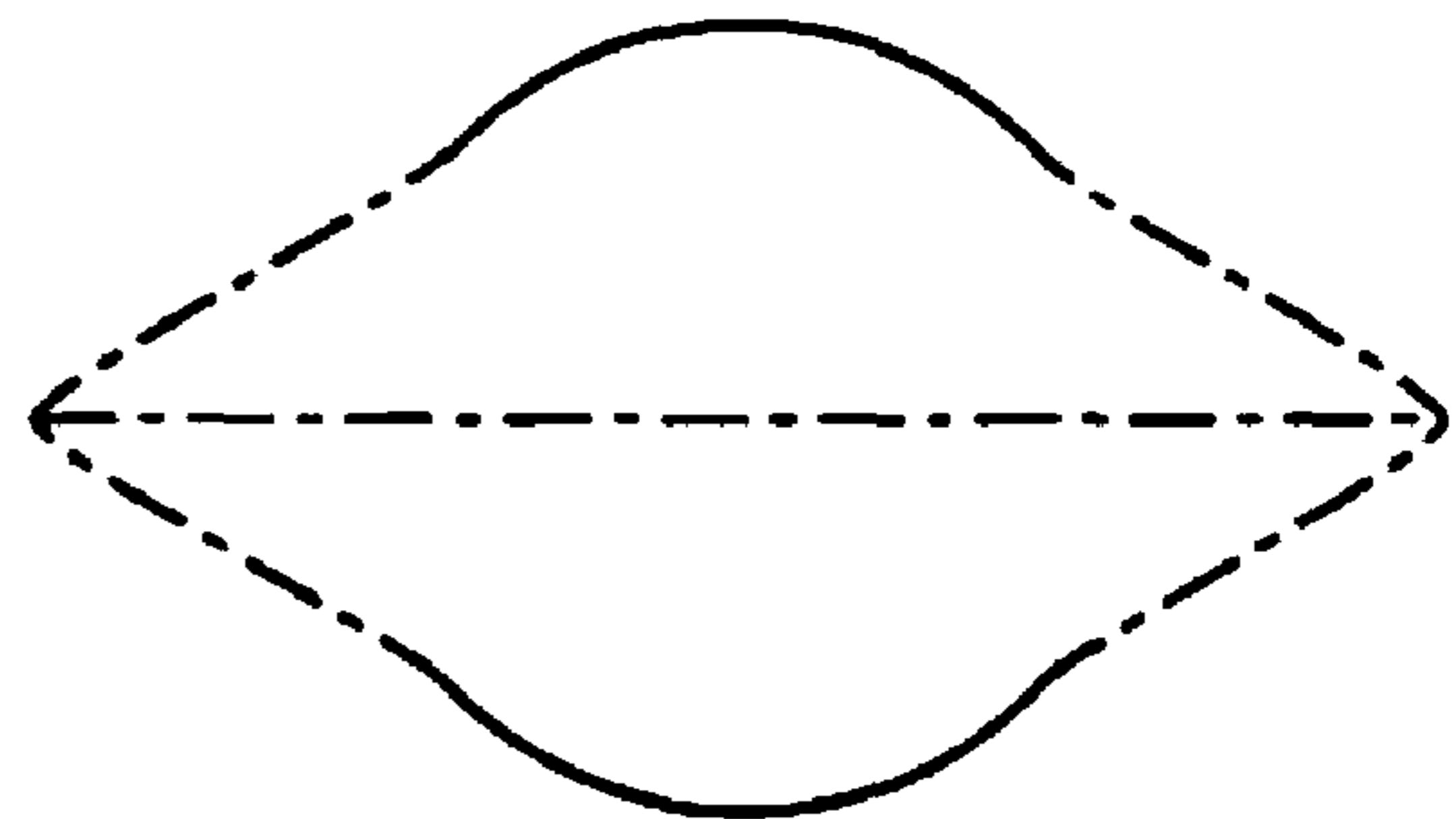


FIG. 5




FIG. 6