



US00D614490S

(12) **United States Design Patent**  
**Ouimette et al.**

(10) **Patent No.:** **US D614,490 S**  
(45) **Date of Patent:** **\*\* Apr. 27, 2010**

(54) **HANG CARD**

(75) Inventors: **Jennifer Ouimette**, Morrison, CO (US);  
**Robert W. Donegan**, Sadelia, CO (US);  
**Joan Jung**, Laguna Niguel, CA (US);  
**Nora Gard**, Mission Viejo, CA (US)

(73) Assignee: **Navajo Manufacturing Company Inc.**,  
Denver, CO (US)

(\*\*) Term: **14 Years**

(21) Appl. No.: **29/311,608**

(22) Filed: **Apr. 30, 2009**

(51) **LOC (9) Cl.** ..... **09-03**

(52) **U.S. Cl.** ..... **D9/457; D20/22; D9/415**

(58) **Field of Classification Search** ..... D9/624,  
D9/457, 456, 447, 446, 435, 434, 433, 432,  
D9/425, 424, 418, 415, 414; D7/392, 392.1;  
D3/201; D20/28, 22; 229/313, 225, 222,  
229/212, 209, 208, 149; 206/728

See application file for complete search history.

(56) **References Cited**

**U.S. PATENT DOCUMENTS**

2,667,711 A \* 2/1954 Anderson ..... 206/493  
5,651,481 A \* 7/1997 Jensen ..... 222/566  
D418,753 S \* 1/2000 DuBow ..... D9/440  
D438,103 S \* 2/2001 Edwards et al. .... D9/415  
D473,787 S \* 4/2003 Jones et al. .... D9/415

D480,300 S \* 10/2003 Lee ..... D9/415  
D480,638 S \* 10/2003 Lee ..... D9/415  
D480,964 S \* 10/2003 Lee ..... D9/415  
6,926,169 B2 \* 8/2005 Burato et al. .... 222/1  
D509,727 S \* 9/2005 Suckle et al. .... D9/415  
D516,908 S \* 3/2006 Burr et al. .... D9/434  
D567,648 S \* 4/2008 Novakovich et al. .... D9/434  
D577,442 S \* 9/2008 Reed et al. .... D24/206

\* cited by examiner

*Primary Examiner*—Susan Bennett Hattan

(74) *Attorney, Agent, or Firm*—Jacobson Holman PLLC

(57) **CLAIM**

The ornamental design for a hang card, as shown and described.

**DESCRIPTION**

FIG. 1 is a perspective view showing our new design for a hang card,

FIG. 2 is a front view thereof,

FIG. 3 is a rear view thereof,

FIG. 4 is a top plan view thereof,

FIG. 5 is a bottom view thereof,

FIG. 6 is a left side view thereof; and,

FIG. 7 is a right side view thereof.

The portions shown in dotted lines are for illustrative purposes only, forming no part of the claimed design.

**1 Claim, 5 Drawing Sheets**

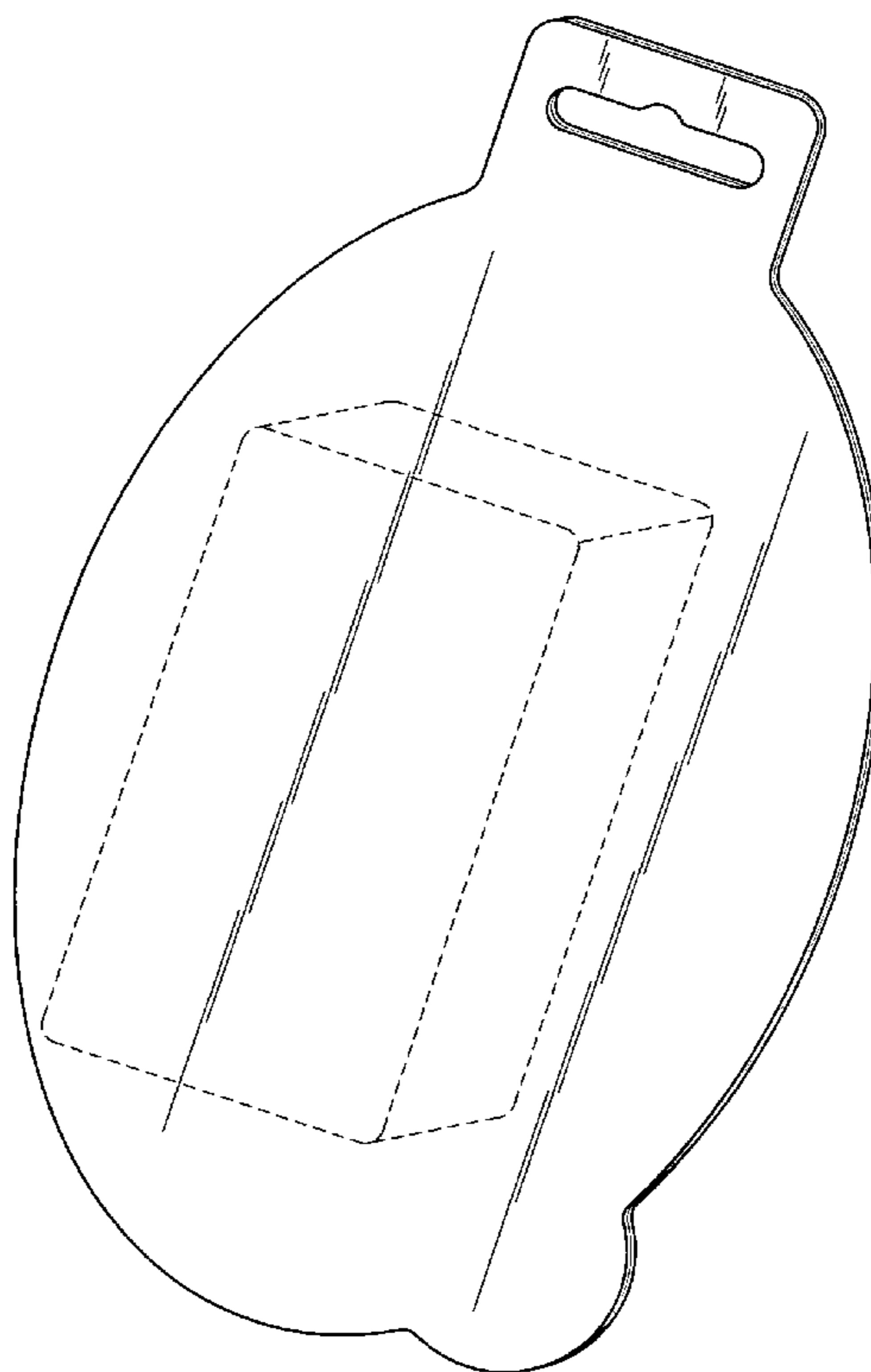


FIG. 1

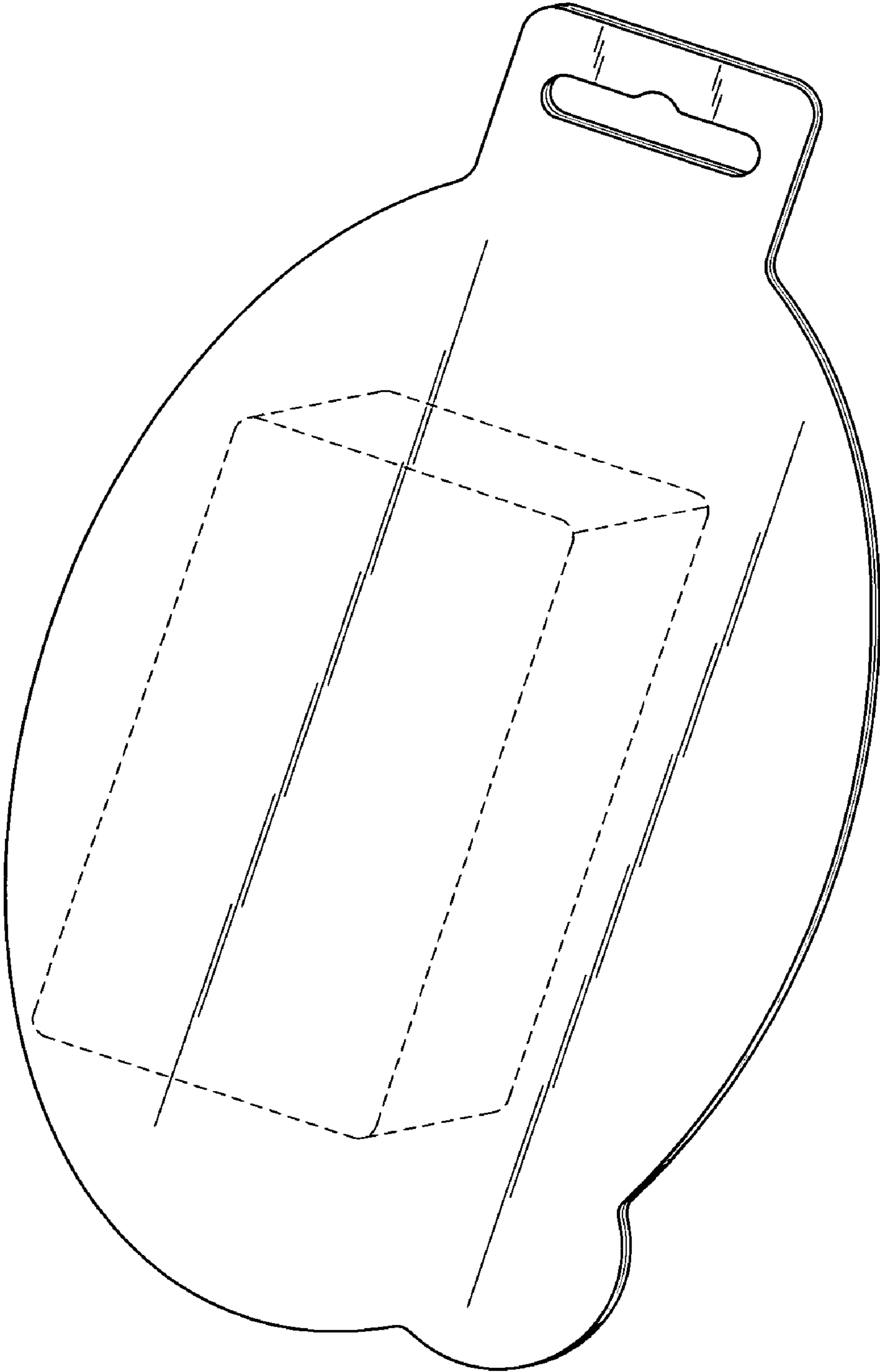


FIG. 2

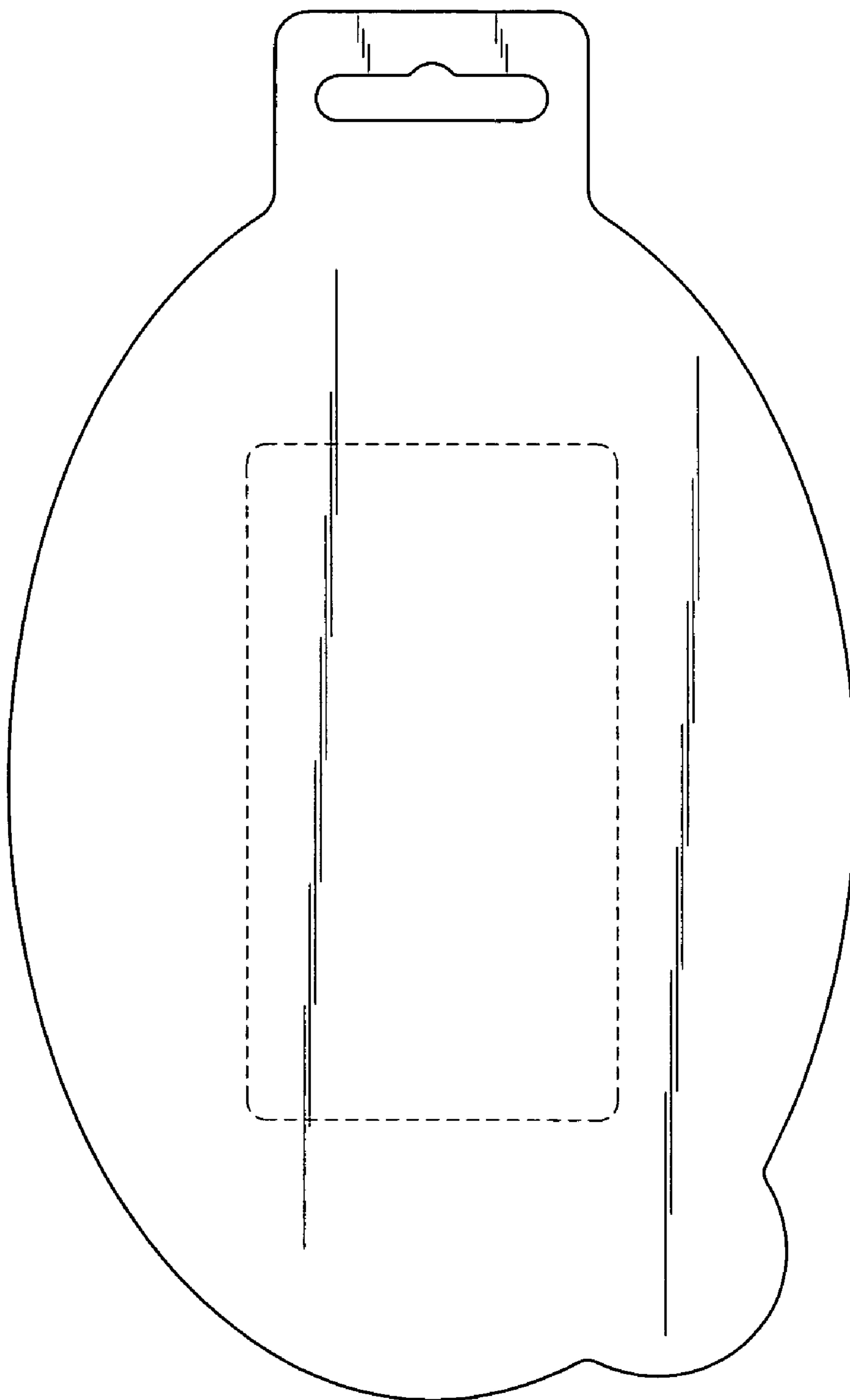


FIG. 3

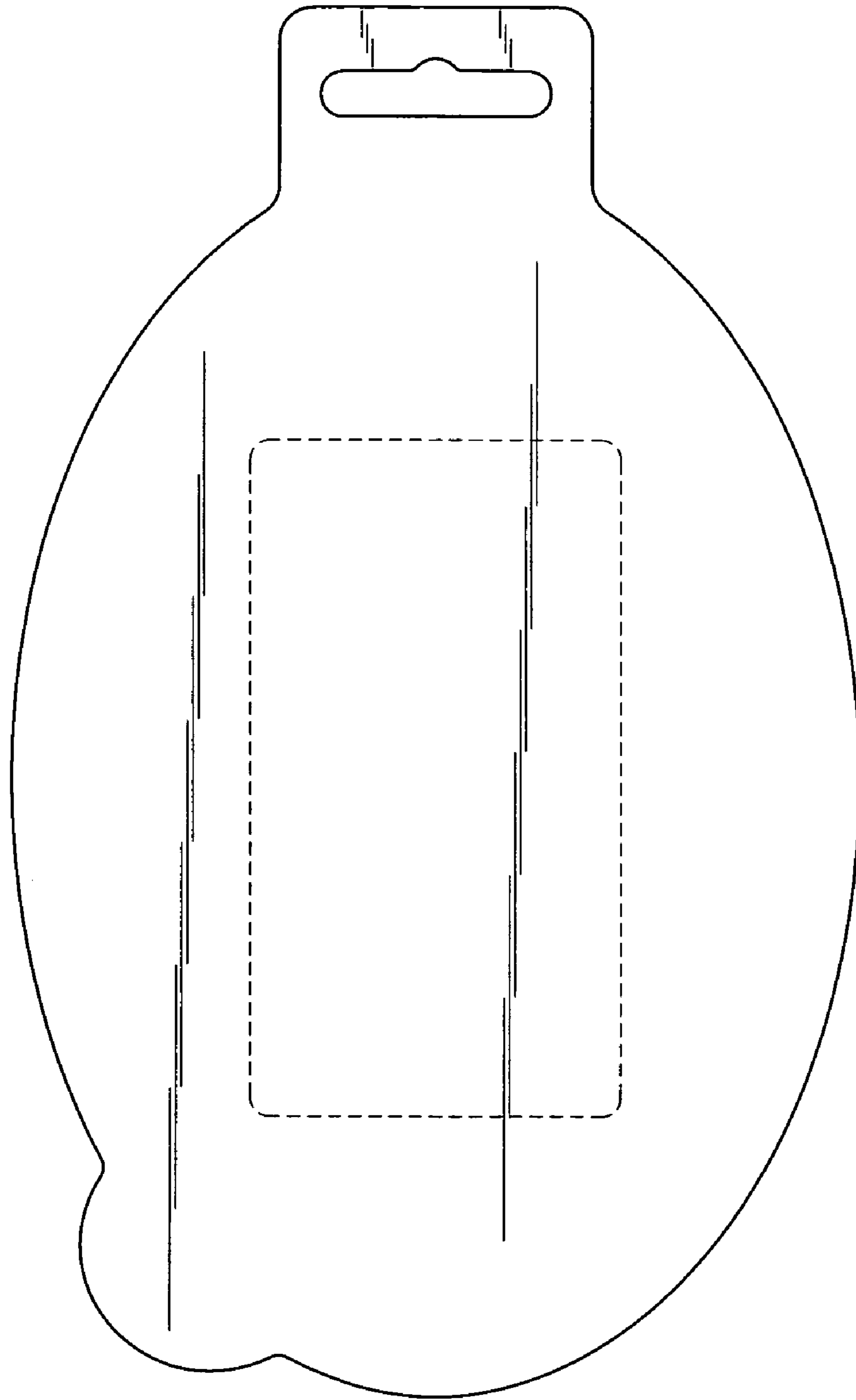


FIG. 4

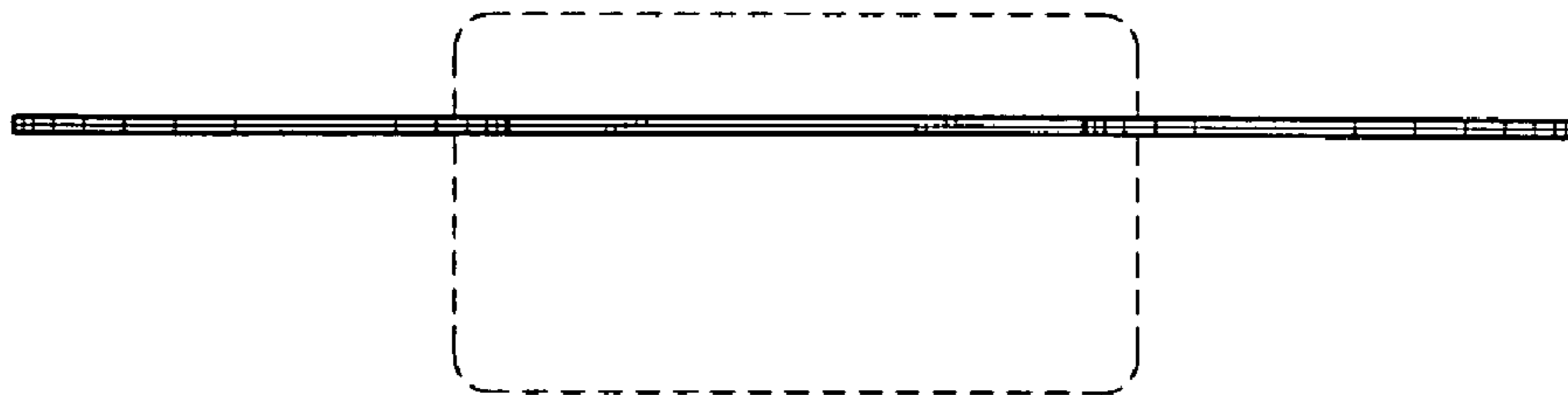


FIG. 5

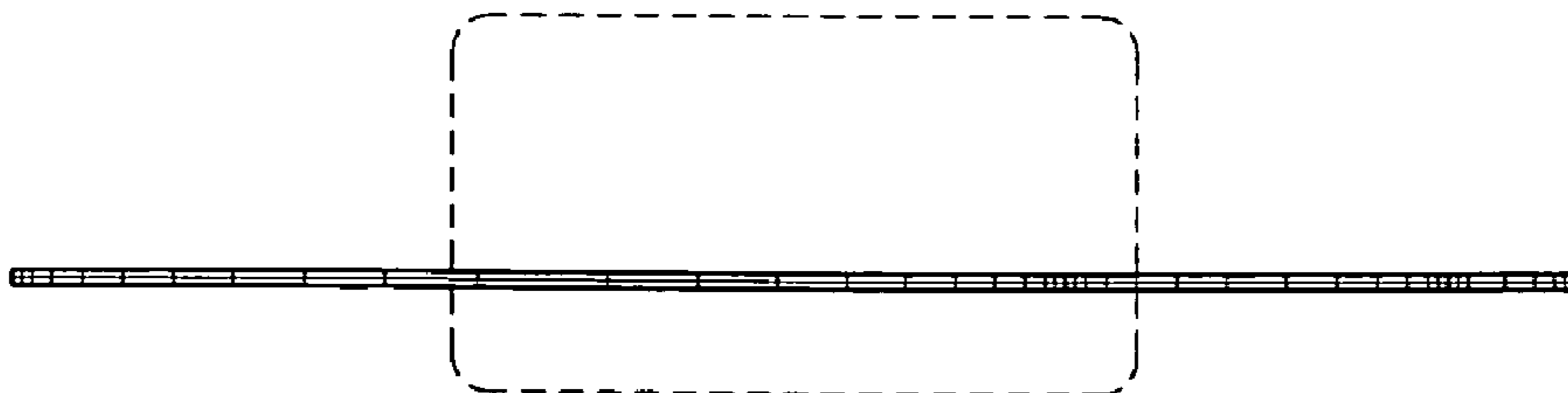


FIG. 6

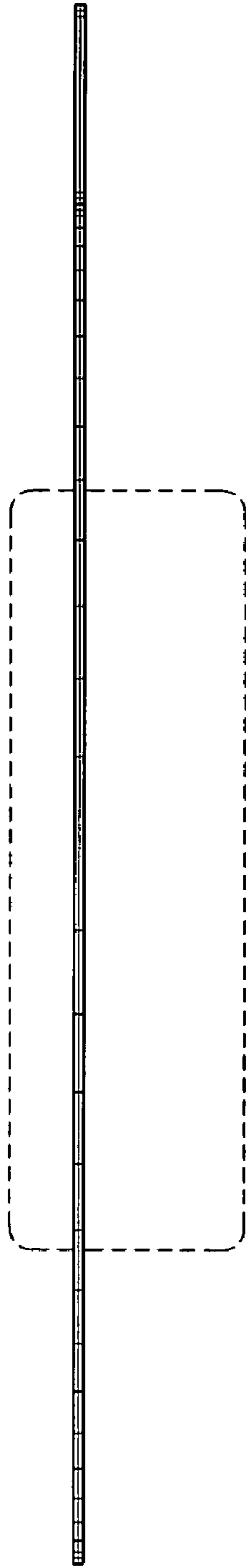


FIG. 7

