



US00D614478S

(12) **United States Design Patent**  
**Barrese**

(10) **Patent No.:** **US D614,478 S**

(45) **Date of Patent:** **\*\* Apr. 27, 2010**

(54) **SHOWER CURTAIN HOOK**

(75) Inventor: **Charles Barrese**, Huntington, NY (US)

(73) Assignee: **Ex-Cell Home Fashions, Inc.**, New York, NY (US)

(\*\*) Term: **14 Years**

(21) Appl. No.: **29/341,917**

(22) Filed: **Aug. 14, 2009**

(51) **LOC (9) Cl.** ..... **08-05**

(52) **U.S. Cl.** ..... **D8/367**

(58) **Field of Classification Search** ..... D8/367,  
D8/373, 370; 248/302–303, 339  
See application file for complete search history.

(56) **References Cited**

U.S. PATENT DOCUMENTS

1,579,904	A	*	4/1926	Zaugg	.....	248/303
D401,840	S	*	12/1998	Goodman et al.	.....	D8/367
D408,723	S	*	4/1999	Goodman et al.	.....	D8/367
D446,108	S	*	8/2001	Snell	.....	D8/367
D457,808	S	*	5/2002	Williams	.....	D8/373

D459,201	S	6/2002	Michaelson	
D505,614	S	*	5/2005	Barrese ..... D8/367
D560,924	S	*	2/2008	Walker ..... D6/396
2006/0042002	A1	3/2006	Barrese	

\* cited by examiner

*Primary Examiner*—Holly H Baynham

(74) *Attorney, Agent, or Firm*—Alston & Bird LLP

(57) **CLAIM**

The ornamental design for a shower curtain hook, as shown and described.

**DESCRIPTION**

FIG. 1 is a perspective view of an embodiment of a shower curtain hook according to my new design;

FIG. 2 is a front elevation view thereof;

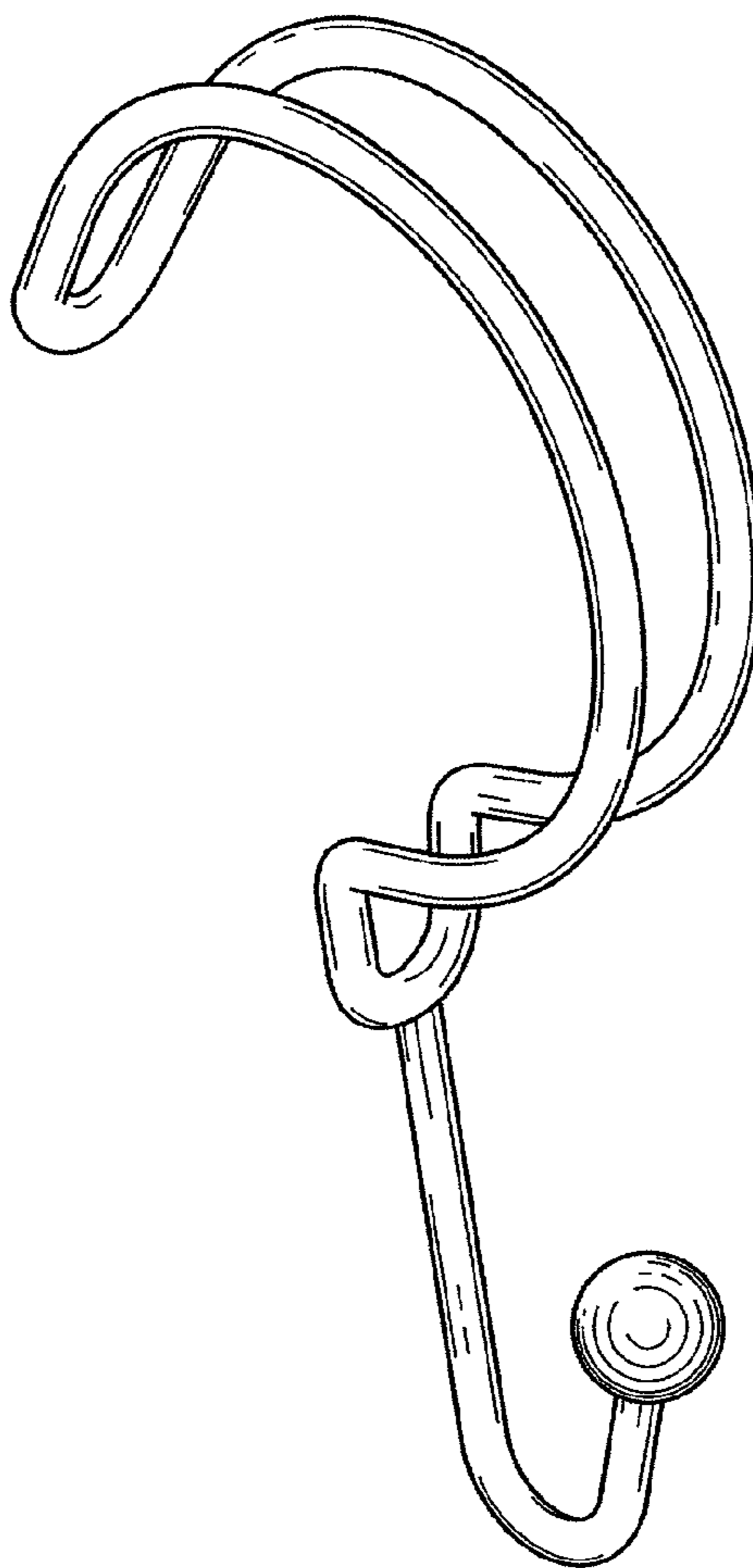
FIG. 3 is a left side elevation view thereof, the right side being a mirror image thereof;

FIG. 4 is a top plan view thereof;

FIG. 5 is a bottom plan view thereof; and,

FIG. 6 is a back elevation view thereof.

**1 Claim, 6 Drawing Sheets**






FIG. 1

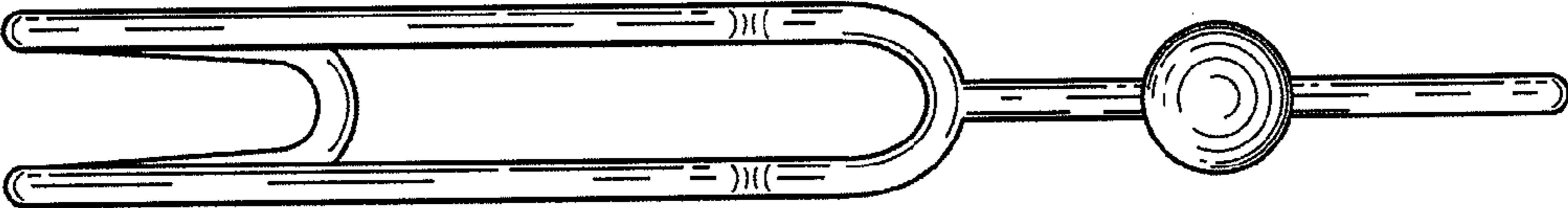


FIG. 2

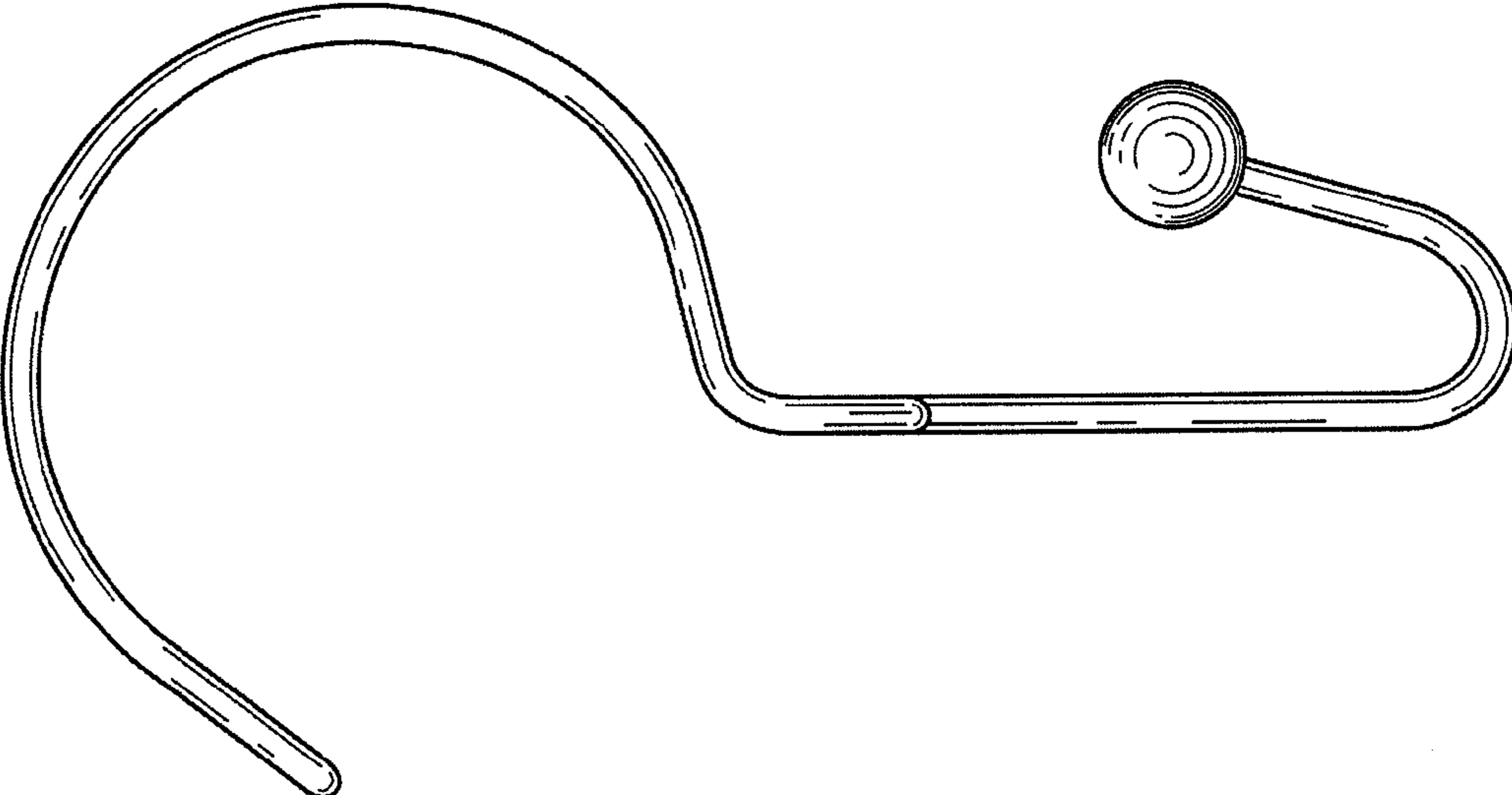


FIG. 3

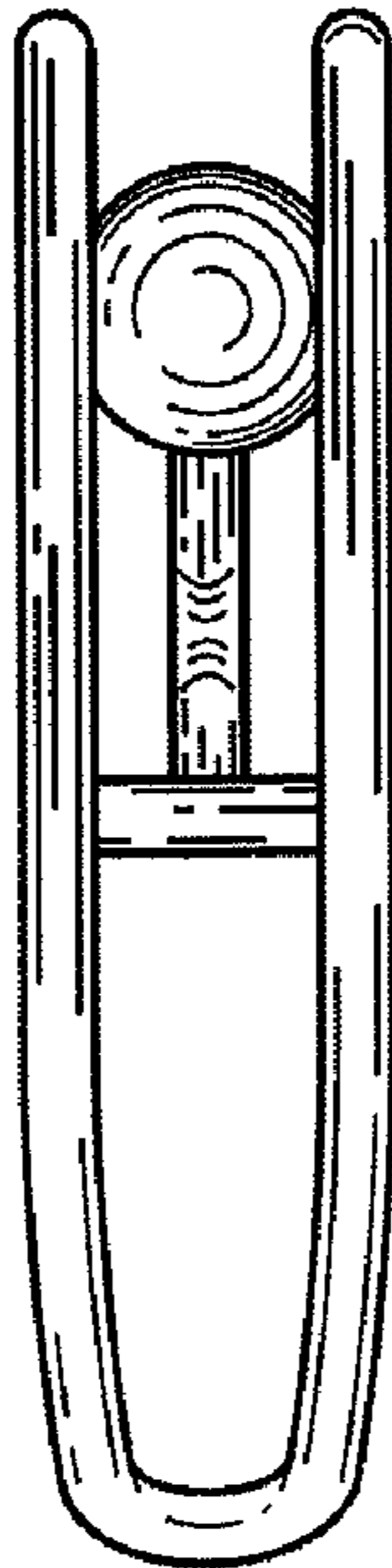


FIG. 4




FIG. 5

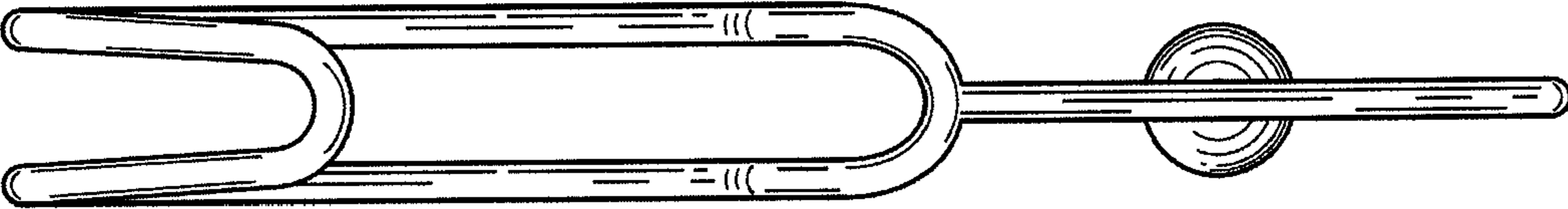


FIG. 6