



US00D614476S

(12) **United States Design Patent**
Buhse

(10) **Patent No.:** **US D614,476 S**

(45) **Date of Patent:** **** *Apr. 27, 2010**

(54) **LOCKING PIN FOR AN EXCAVATOR WEAR ASSEMBLY**

(75) Inventor: **Murray Graham Buhse**, Mackay (AU)

(73) Assignee: **CQMS Pty Ltd**, Mackay, Queensland

(*) Notice: This patent is subject to a terminal disclaimer.

(**) Term: **14 Years**

(21) Appl. No.: **29/326,673**

(22) Filed: **Oct. 22, 2008**

(30) **Foreign Application Priority Data**

Apr. 28, 2008 (AU) 11961/2008

(51) **LOC (9) Cl.** **08-07**

(52) **U.S. Cl.** **D8/343; D8/330**

(58) **Field of Classification Search** D8/330,
D8/331, 343, 339; 70/14, 51, 52, 57, 262,
70/431; 37/446, 455, 456

See application file for complete search history.

(56) **References Cited**

U.S. PATENT DOCUMENTS

5,253,770 A * 10/1993 Rosenthal 211/133.3
5,617,655 A * 4/1997 Launder et al. 37/457
5,992,063 A * 11/1999 Mack 37/450
6,735,890 B2 * 5/2004 Carpenter et al. 37/456
7,162,818 B2 * 1/2007 Ruvang et al. 37/456

7,313,877 B2 * 1/2008 Clendenning et al. 37/456
D564,337 S * 3/2008 Brojanac et al. D8/330
D564,869 S * 3/2008 Peterson D8/382
D581,248 S * 11/2008 Wu et al. D8/343
2006/0037219 A1 * 2/2006 Robinson et al. 37/456
2008/0209772 A1 * 9/2008 Cui 37/456

* cited by examiner

Primary Examiner—Prabhakar Deshmukh

(74) *Attorney, Agent, or Firm*—Wong, Cabello, Lutsch, Rutherford & Brucculeri, LLP

(57) **CLAIM**

The ornamental design for a locking pin for an excavator wear assembly, as shown and described.

DESCRIPTION

FIG. 1 is a top view of a locking pin for an excavator wear assembly showing my new design;

FIG. 2 is a left side view thereof;

FIG. 3 is a front view thereof;

FIG. 4 is a right side view thereof;

FIG. 5 is a rear view thereof;

FIG. 6 is a front perspective view thereof;

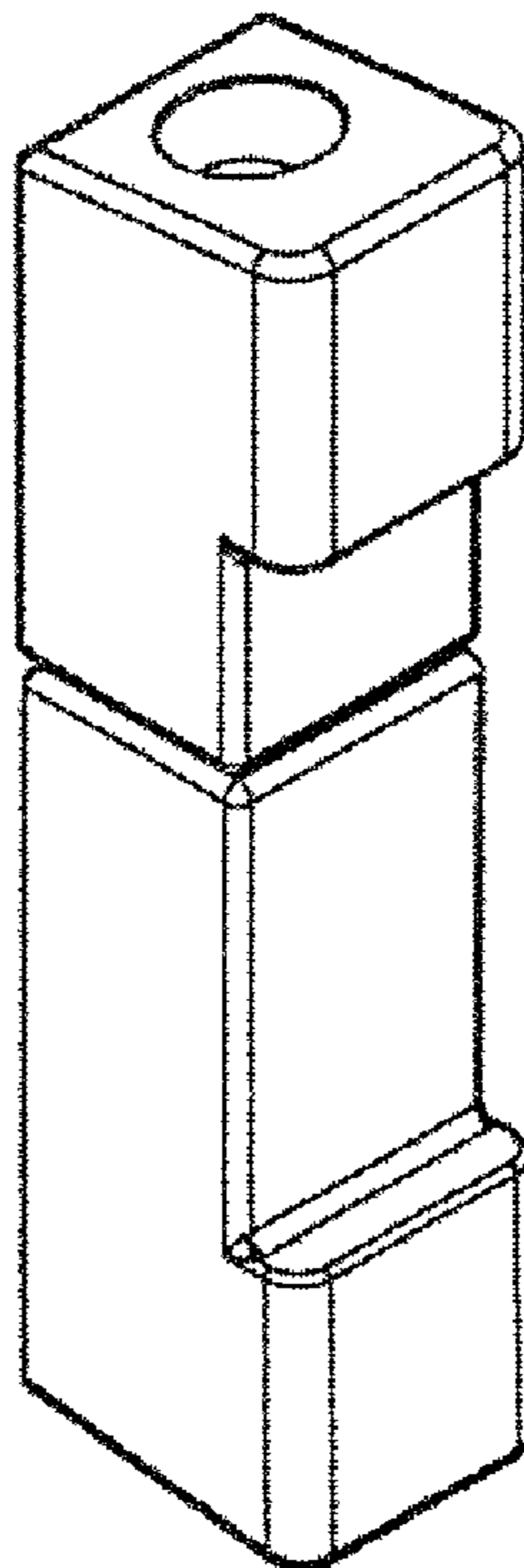
FIG. 7 is a bottom view thereof;

FIG. 8 is an exploded left side view thereof

FIG. 9 is an exploded perspective (lower) view thereof; and,

FIG. 10 is an exploded perspective (upper) view thereof.

1 Claim, 2 Drawing Sheets



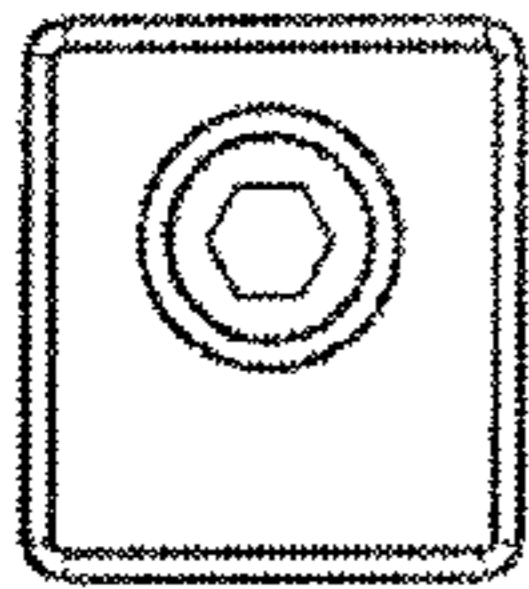


Fig. 1




Fig. 2

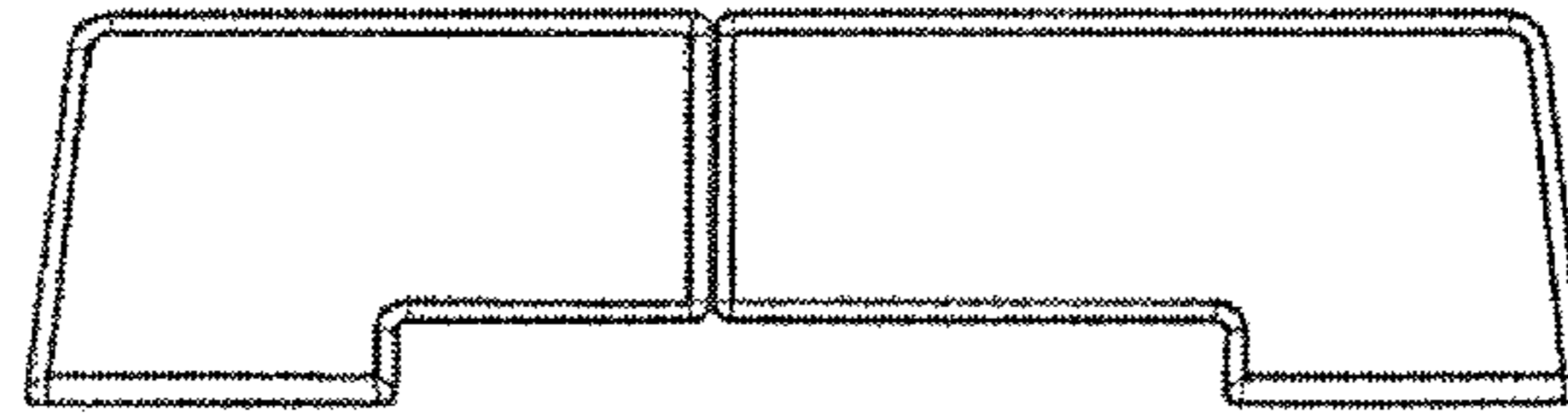


Fig. 3

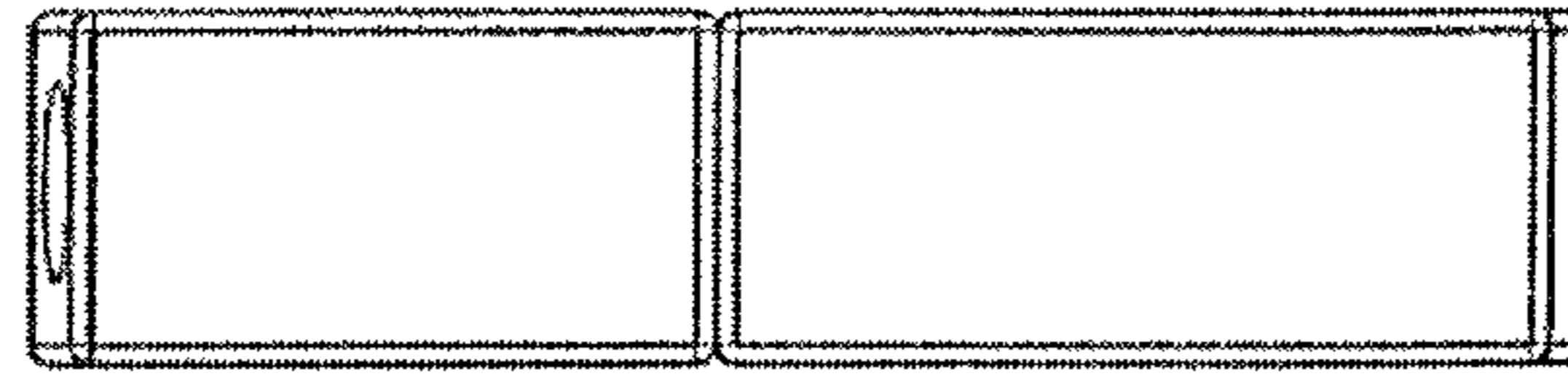


Fig. 4

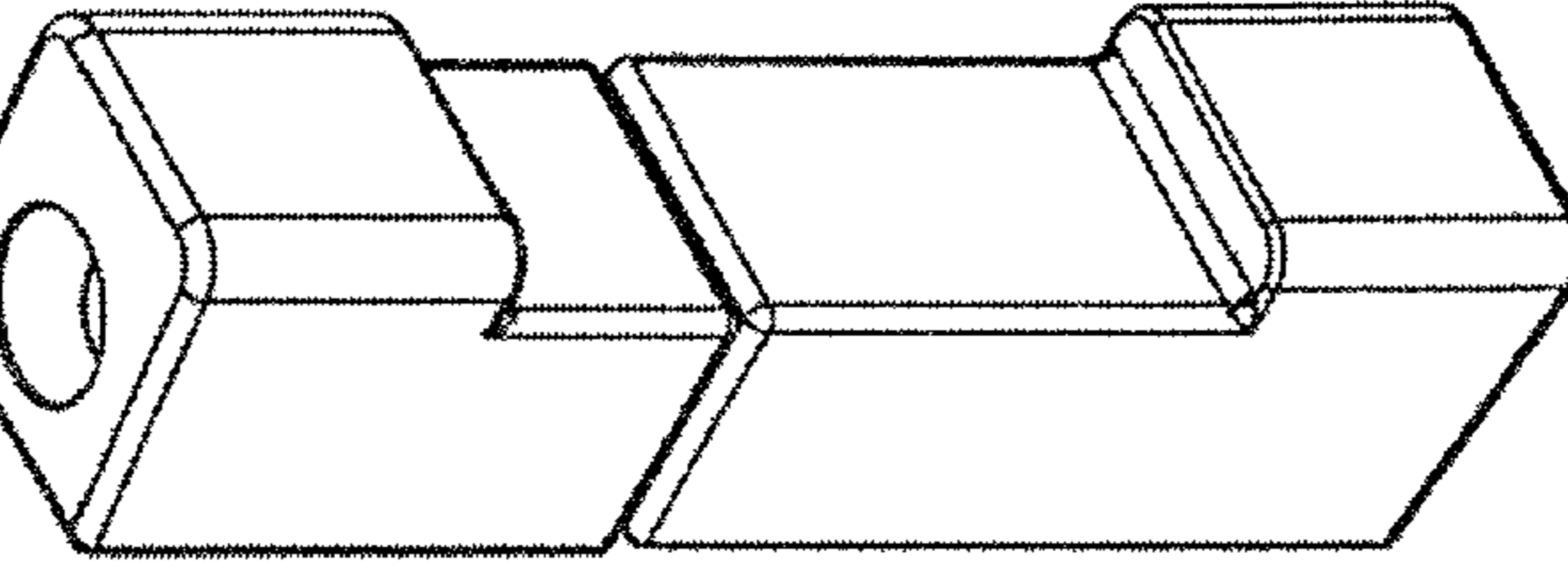


Fig. 5




Fig. 6

Fig. 7

