



US00D614467S

(12) **United States Design Patent**
Wyant et al.

(10) **Patent No.:** **US D614,467 S**

(45) **Date of Patent:** **** Apr. 27, 2010**

(54) **SCISSORS**

(75) Inventors: **Richard Wyant**, Phillipsburg, NJ (US);
Andrew Serbinski, Annandale, NJ (US)

(73) Assignee: **Officemate International Corp.**,
Edison, NJ (US)

(**) Term: **14 Years**

(21) Appl. No.: **29/316,540**

(22) Filed: **Oct. 6, 2009**

(51) **LOC (9) Cl.** **08-03**

(52) **U.S. Cl.** **D8/57**

(58) **Field of Classification Search** D8/4,
D8/5, 51-58, 107; 30/131, 195, 229, 194,
30/230-235, 268, 350, 254-258; 7/135,
7/136

See application file for complete search history.

(56) **References Cited**

U.S. PATENT DOCUMENTS

D43,712 S *	3/1913	Bowes	D8/57
D44,533 S *	8/1913	Karsitz	D8/57
D115,906 S *	8/1939	Carpenter	D8/57
D195,083 S *	4/1963	Stehl	D8/57
D236,080 S *	7/1975	Hopcraft	D8/57
D259,853 S *	7/1981	Machida	D8/57
D260,726 S *	9/1981	Ishii	D8/57
D262,937 S *	2/1982	Huthmann	D8/57
D302,645 S *	8/1989	Passage	D8/57
D404,624 S *	1/1999	Chang	D8/57
D409,064 S *	5/1999	Olix et al.	D8/57
D409,465 S *	5/1999	Olix et al.	D8/57

D419,412 S *	1/2000	Chang	D8/57
D425,386 S *	5/2000	Sprouse	D8/57
D436,816 S *	1/2001	Lo	D8/57
D443,490 S *	6/2001	Bornancini	D8/57
D522,331 S *	6/2006	Peterson et al.	D8/57
D536,939 S *	2/2007	Peterson et al.	D8/57
D547,153 S *	7/2007	Peterson et al.	D8/57
D563,746 S *	3/2008	Schmidt et al.	D8/57
D573,430 S *	7/2008	Newbould et al.	D8/57

* cited by examiner

Primary Examiner—Cathron C Brooks

Assistant Examiner—Deanna Fluegeman

(74) *Attorney, Agent, or Firm*—Daniel Kirshner

(57) **CLAIM**

The ornamental design for a scissors, as shown and described.

DESCRIPTION

FIG. 1 is a front perspective view of a scissors showing the new design;

FIG. 2 is a rear perspective view thereof;

FIG. 3 is a top view thereof;

FIG. 4 is a bottom view thereof;

FIG. 5 is a right side thereof;

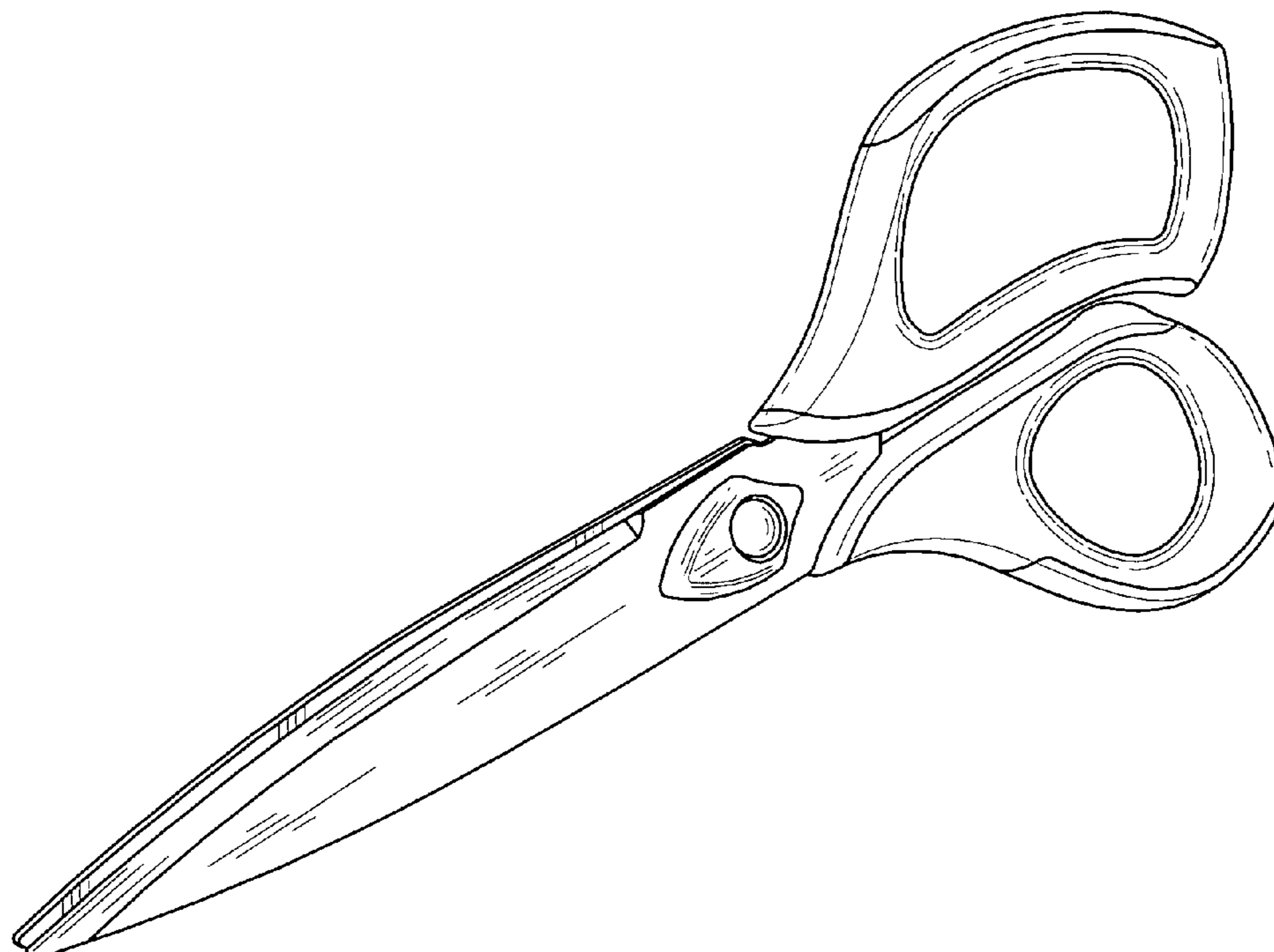
FIG. 6 is a left side thereof;

FIG. 7 is a front view thereof;

FIG. 8 is a rear view thereof; and,

FIG. 9 is a front perspective view thereof showing its cutting blades slightly apart.

1 Claim, 8 Drawing Sheets



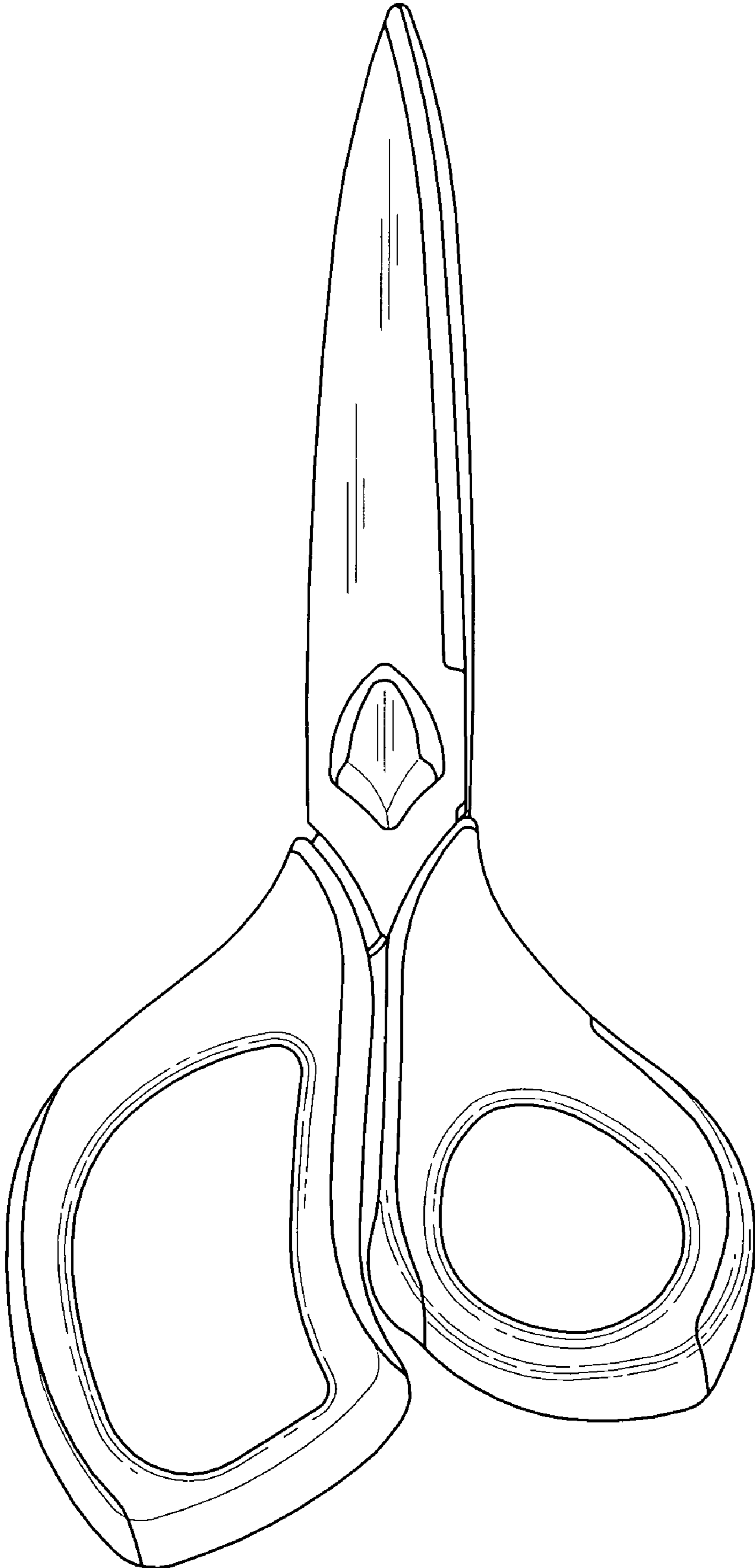


FIG. 1

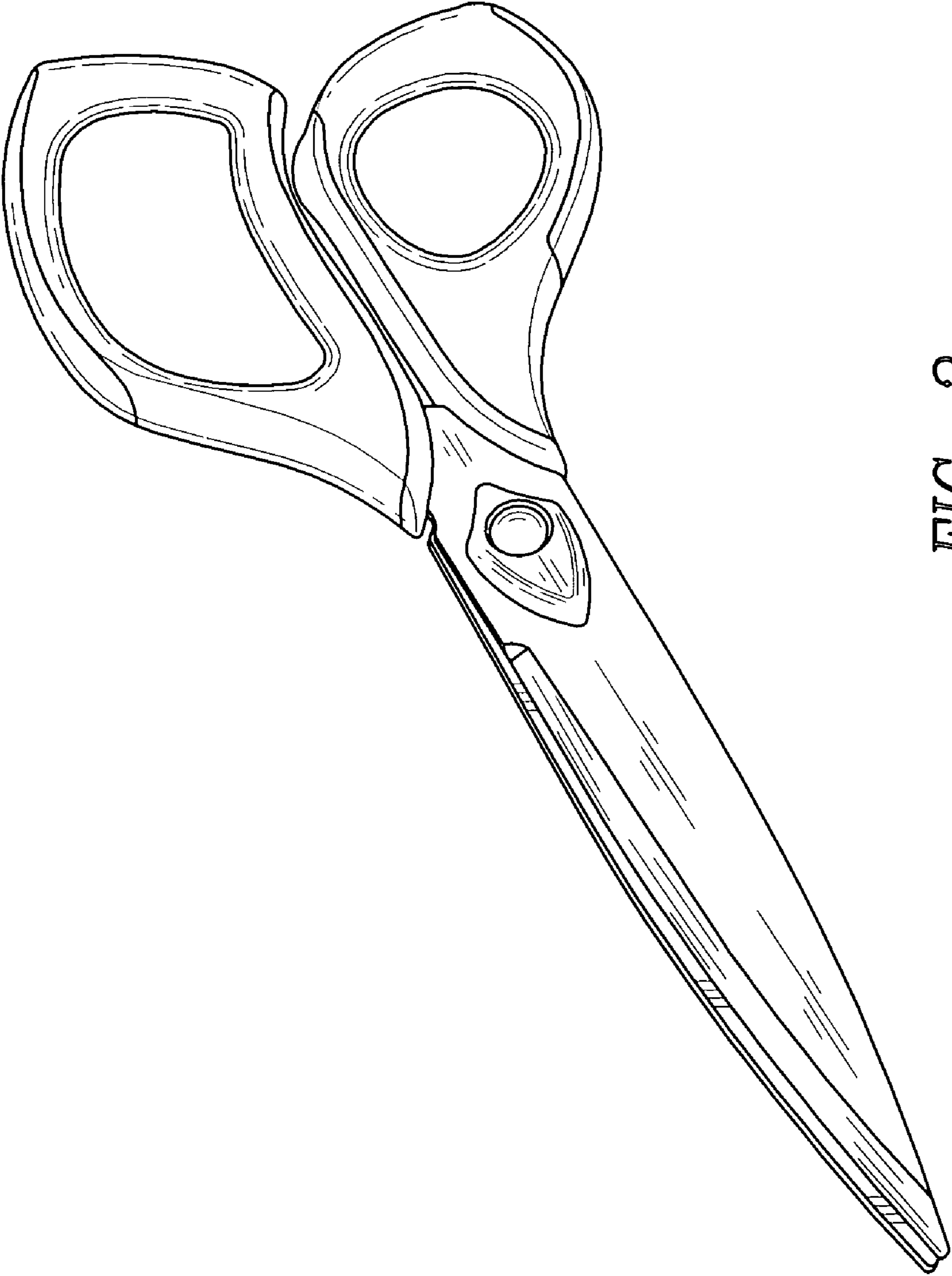


FIG. 2

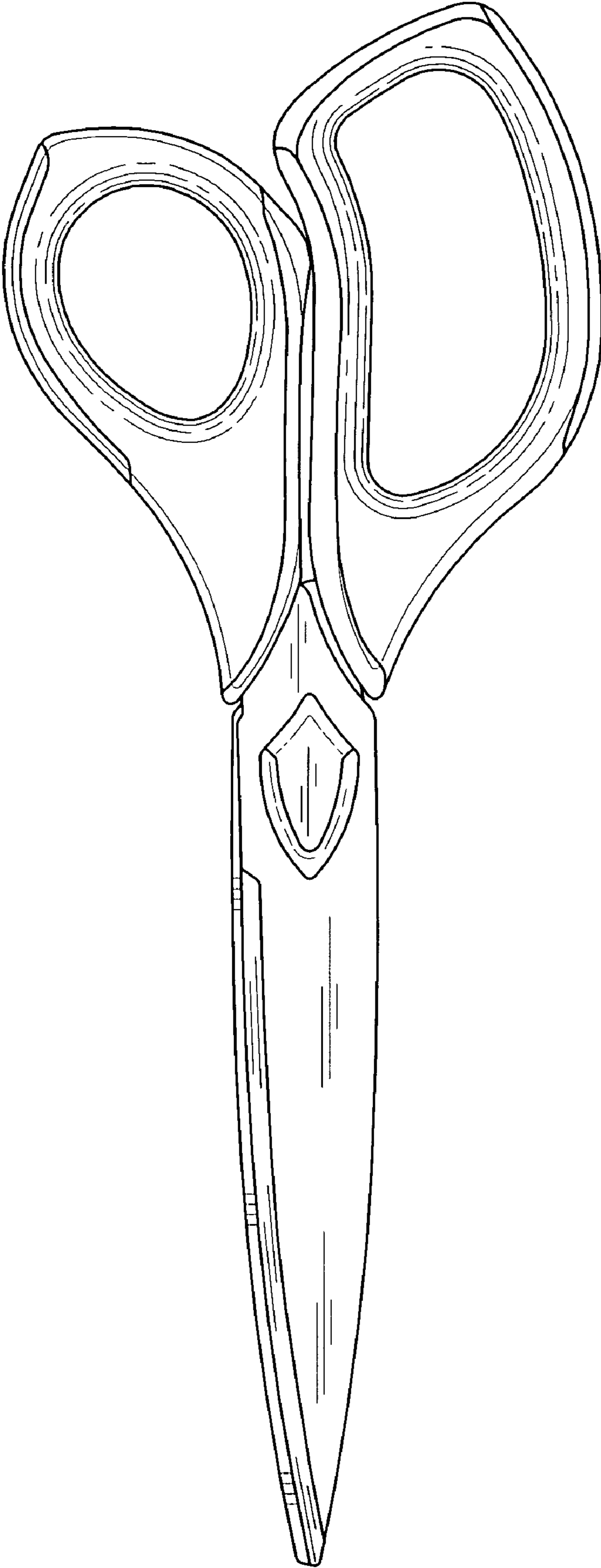


FIG. 3

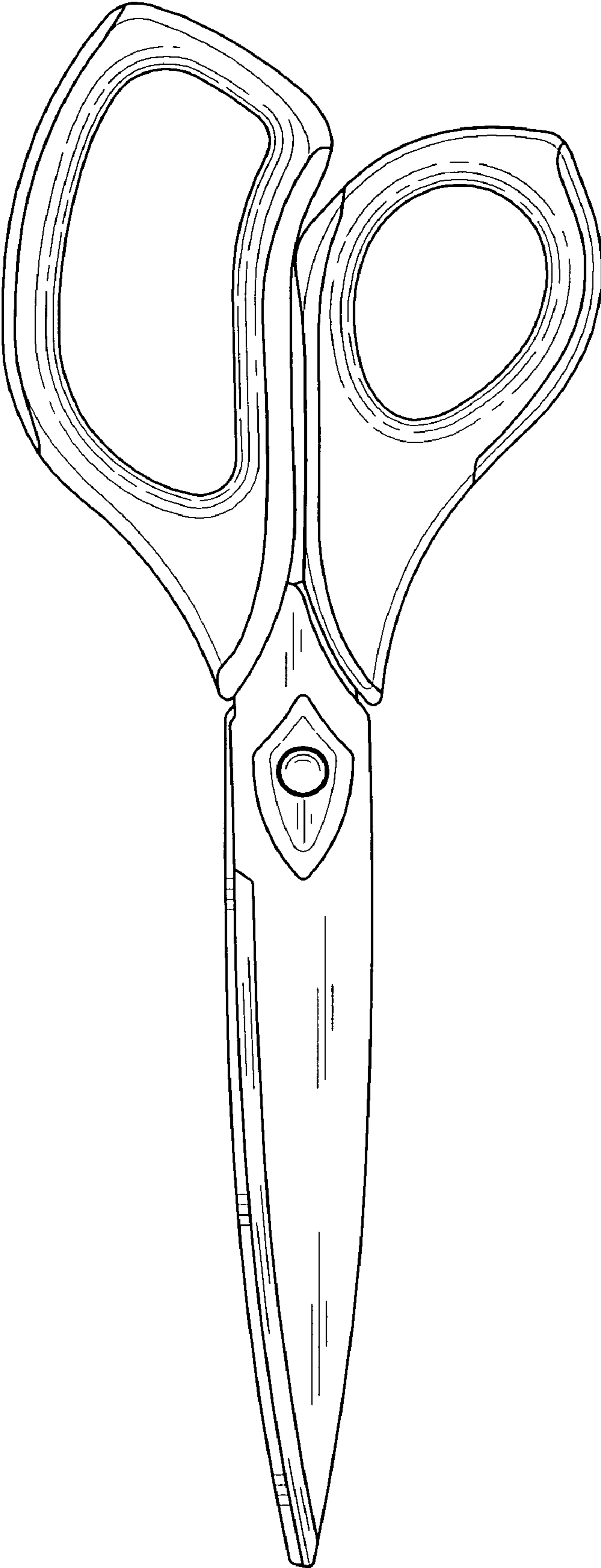


FIG. 4



FIG. 5

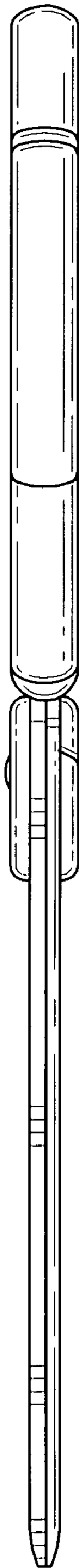


FIG. 6



FIG. 7



FIG. 8

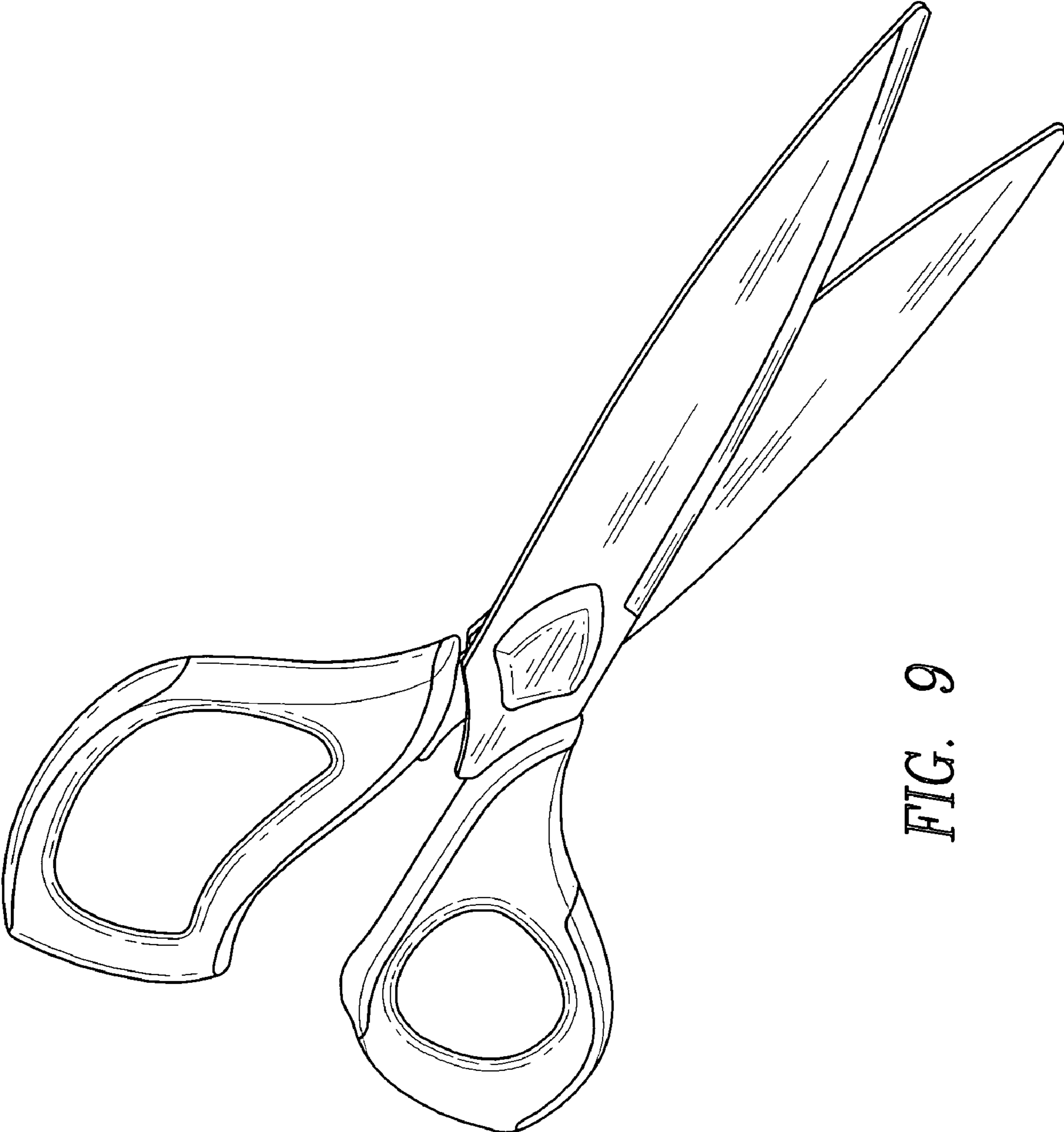


FIG. 9