



US00D614455S

(12) **United States Design Patent**
Sverdrup-Jensen et al.

(10) **Patent No.:** **US D614,455 S**
(45) **Date of Patent:** **** Apr. 27, 2010**

(54) **KITCHEN FORK**

(75) Inventors: **Jonas Sverdrup-Jensen**, Vedbaek (DK);
Troels Parslov Seidenfaden, Holte (DK)

(73) Assignee: **Form Function A/S**, Hørsholm (DK)

(**) Term: **14 Years**

(21) Appl. No.: **29/311,181**

(22) Filed: **Jan. 12, 2009**

Related U.S. Application Data

(62) Division of application No. 29/245,900, filed on Jan. 3, 2006, now Pat. No. Des. 587,535.

Foreign Application Priority Data

Jul. 25, 2005 (EM) 376827

(51) **LOC (9) Cl.** **06-06**

(52) **U.S. Cl.** **D7/654**

(58) **Field of Classification Search** D7/368,
D7/387, 393-395, 401.2, 642-646, 649-653,
D7/660-664, 669, 675-676, 688-692, 695-696;
D8/97, 107; D29/119; 30/137, 141-143,
30/147-150, 322-327, 329, 340, 342-346;
413/70 R

See application file for complete search history.

(56) **References Cited**

U.S. PATENT DOCUMENTS

D411,780 S * 7/1999 Muller D7/393
D414,989 S * 10/1999 Shamoan D7/649
D446,689 S * 8/2001 Van Leeuwen D7/649

D456,667 S * 5/2002 Veltri et al. D7/387
D458,516 S * 6/2002 Parlowski D7/649
D469,327 S * 1/2003 Chen D8/107
D482,566 S * 11/2003 Zemel D7/393
D494,830 S * 8/2004 Konen D8/97
D529,235 S * 9/2006 Zanner et al. D29/119
D567,033 S * 4/2008 Seidenfaden D7/649
D568,695 S * 5/2008 Seidenfaden D7/649
D568,696 S * 5/2008 Seidenfaden D7/653
D587,535 S * 3/2009 Sverdrup-Jensen et al. ... D7/649

* cited by examiner

Primary Examiner—Caron Veynar

Assistant Examiner—Ricky Pham

(74) *Attorney, Agent, or Firm*—Dykema Gossett PLLC

(57) **CLAIM**

The ornamental design for kitchen fork, as shown and described.

DESCRIPTION

FIG. 1 is a left side elevational view of a first embodiment of a kitchen fork according to our new and ornamental design and in the form of a cutlery fork, the right side elevational view being a mirror image,

FIG. 2 is a top plan view thereof,

FIG. 3 is a bottom plan view thereof,

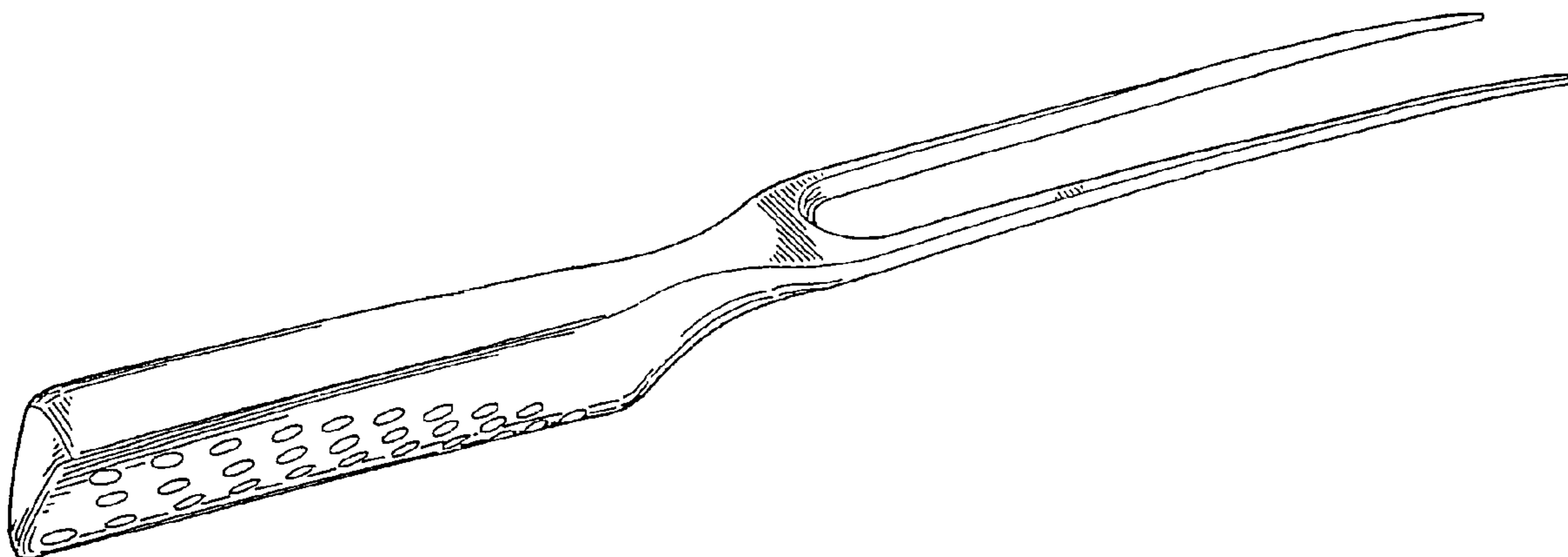
FIG. 4 is a rear view thereof,

FIG. 5 is a front view thereof,

FIG. 6 is a bottom perspective view thereof; and,

FIG. 7 is a top perspective view thereof.

1 Claim, 2 Drawing Sheets



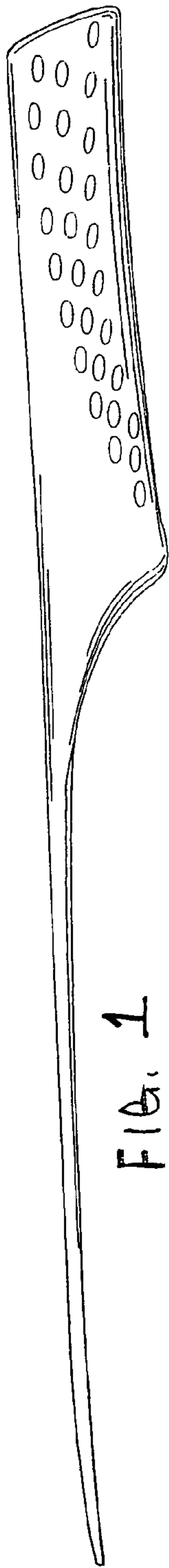


FIG. 1

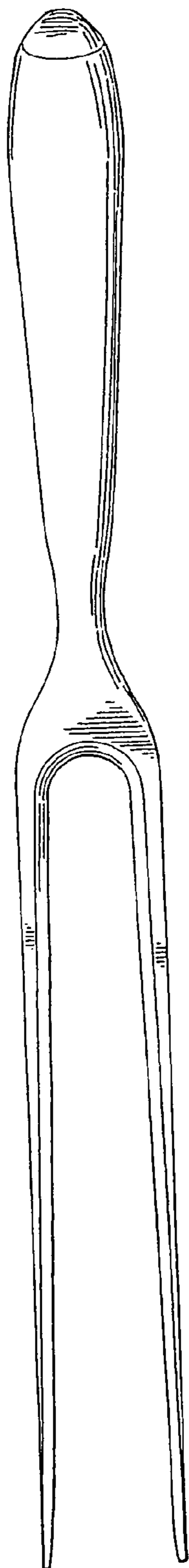


FIG. 2

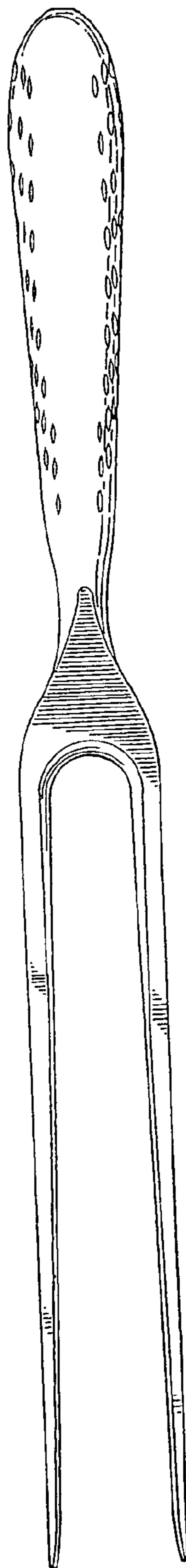


FIG. 3

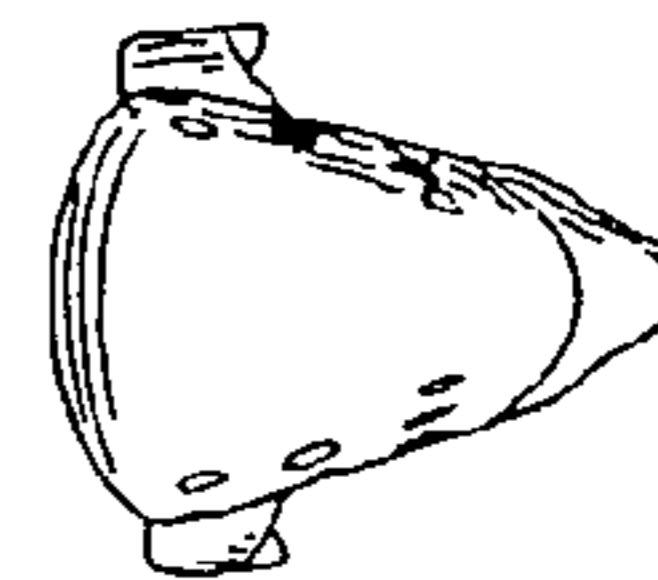


FIG. 4

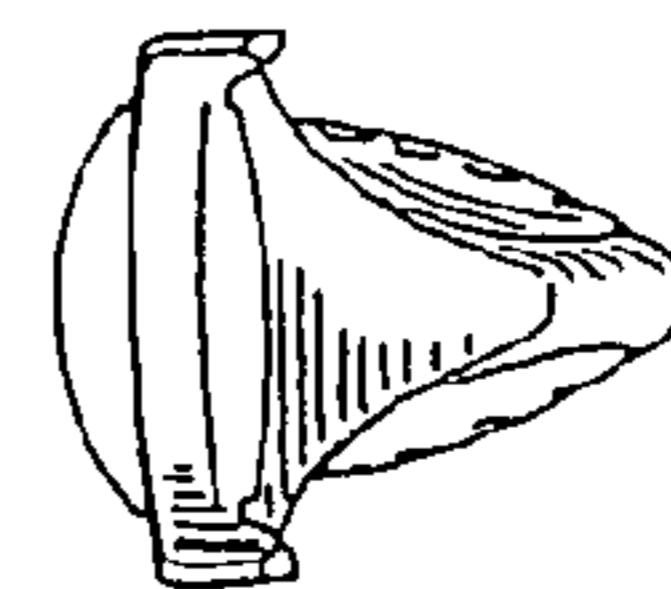


FIG. 5

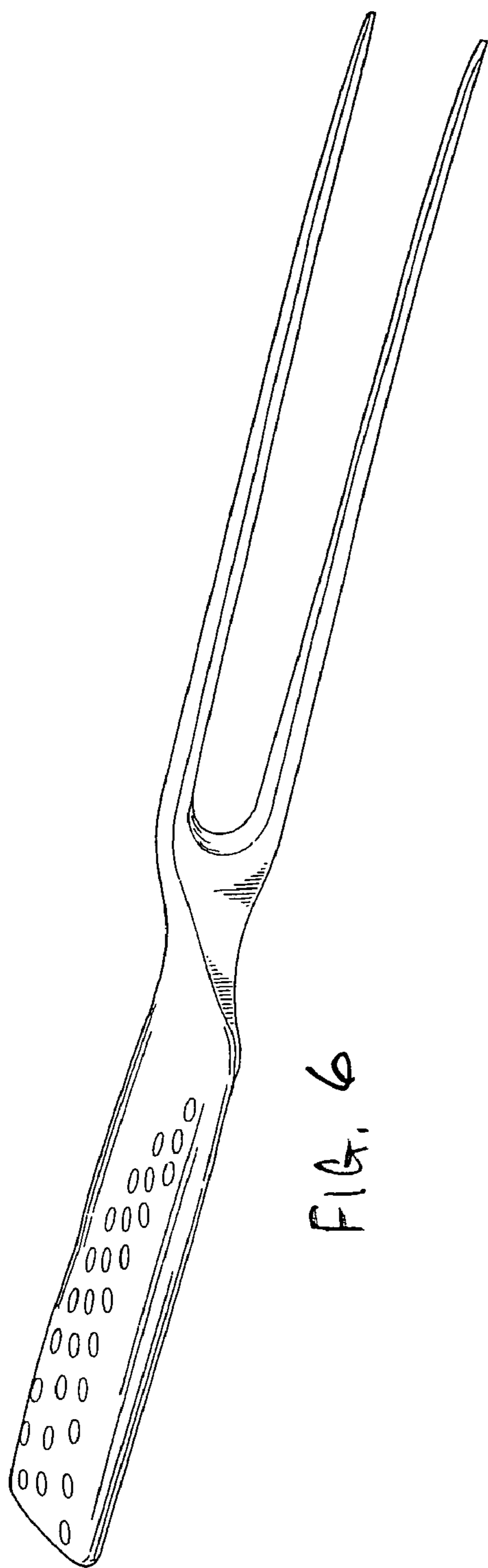


FIG. 6

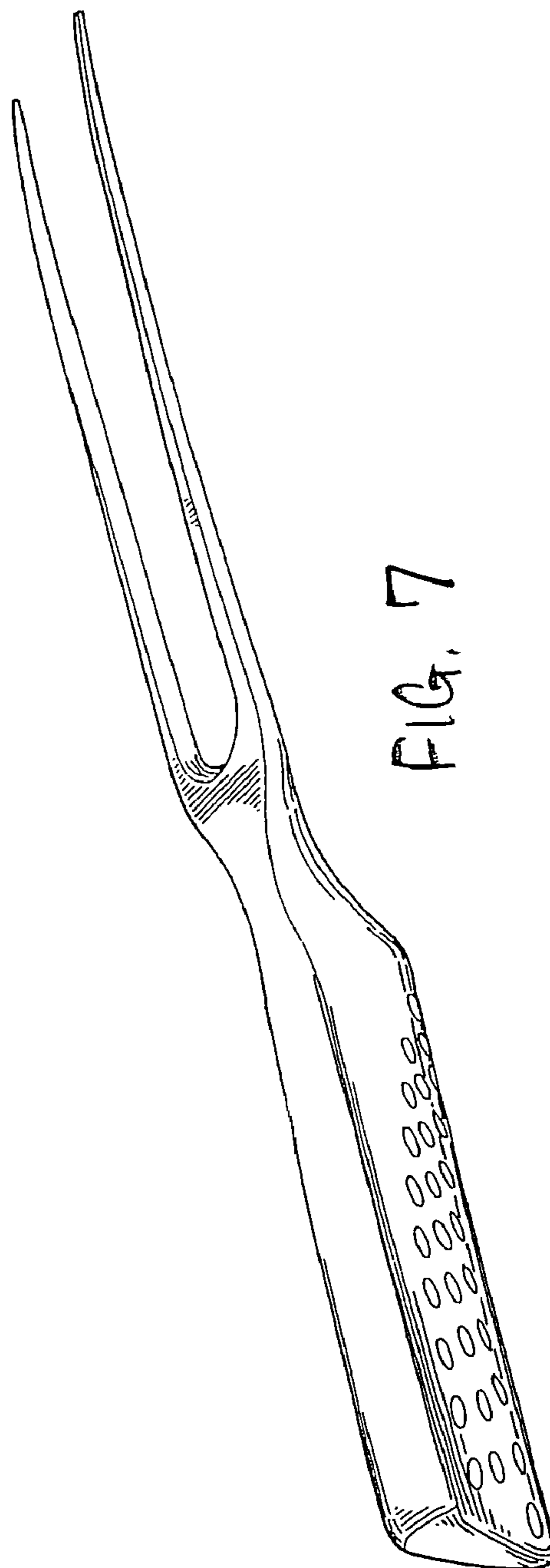


FIG. 7