



US00D614430S

(12) **United States Design Patent**
Watanabe

(10) **Patent No.:** **US D614,430 S**
(45) **Date of Patent:** **** Apr. 27, 2010**

(54) **PILLOW**
(75) Inventor: **Kazu Watanabe**, Los Angeles, CA (US)
(73) Assignee: **SJPL Products, Ltd.**, Sherman Oaks, CA (US)
(**) Term: **14 Years**
(21) Appl. No.: **29/341,125**
(22) Filed: **Jul. 30, 2009**

5,533,219 A * 7/1996 Meyers 5/653
5,608,936 A 3/1997 Nomura
5,802,644 A 9/1998 Scheurer
D428,295 S * 7/2000 Frye D6/601
D466,751 S * 12/2002 Coats et al. D6/601
6,691,352 B2 2/2004 Wang
D487,371 S * 3/2004 Ward et al. D6/601
2002/0152553 A1 * 10/2002 Wynveen 5/636

FOREIGN PATENT DOCUMENTS

EP 0384583 8/1990
GB 2212719 A 2/1989

* cited by examiner

Primary Examiner—Janice E Seeger
Assistant Examiner—Mary Ann Calabrese
(74) *Attorney, Agent, or Firm*—Klarquist Sparkman, LLP

(51) **LOC (9) Cl.** **06-09**
(52) **U.S. Cl.** **D6/601**
(58) **Field of Classification Search** D6/595–601,
D6/604; 5/490, 630, 632, 636, 367, 642,
5/644, 652, 653, 655.9; D21/803, 809; D24/183;
297/291.1, 220, 284.5; 410/119
See application file for complete search history.

(57) **CLAIM**

I claim the ornamental design for a pillow, as shown and described.

(56) **References Cited**

U.S. PATENT DOCUMENTS

1,386,652 A 8/1921 Patton
1,447,288 A 3/1923 Emmerich
2,577,595 A 12/1951 Tobias
3,426,891 A * 2/1969 Marks 410/119
4,144,603 A * 3/1979 Schaechter 5/490
4,329,747 A 5/1982 Russell
4,471,993 A * 9/1984 Watson 297/284.5
4,649,582 A 3/1987 Cho
4,738,488 A 4/1988 Camelio
4,908,894 A 3/1990 Sanders
4,924,541 A 5/1990 Inagaki
5,099,533 A * 3/1992 Bland 5/490
5,152,019 A 10/1992 Hirata
5,271,114 A 12/1993 Kjersem
5,291,625 A 3/1994 Leslie
5,297,304 A 3/1994 O'Sullivan
5,481,768 A 1/1996 Shink

DESCRIPTION

FIG. 1 is a perspective view of a pillow, according to my new design.

FIG. 2 is a bottom plan view of the pillow of FIG. 1.

FIG. 3 is a top plan view of the pillow of FIG. 1.

FIG. 4 is a left side view of the pillow of FIG. 1.

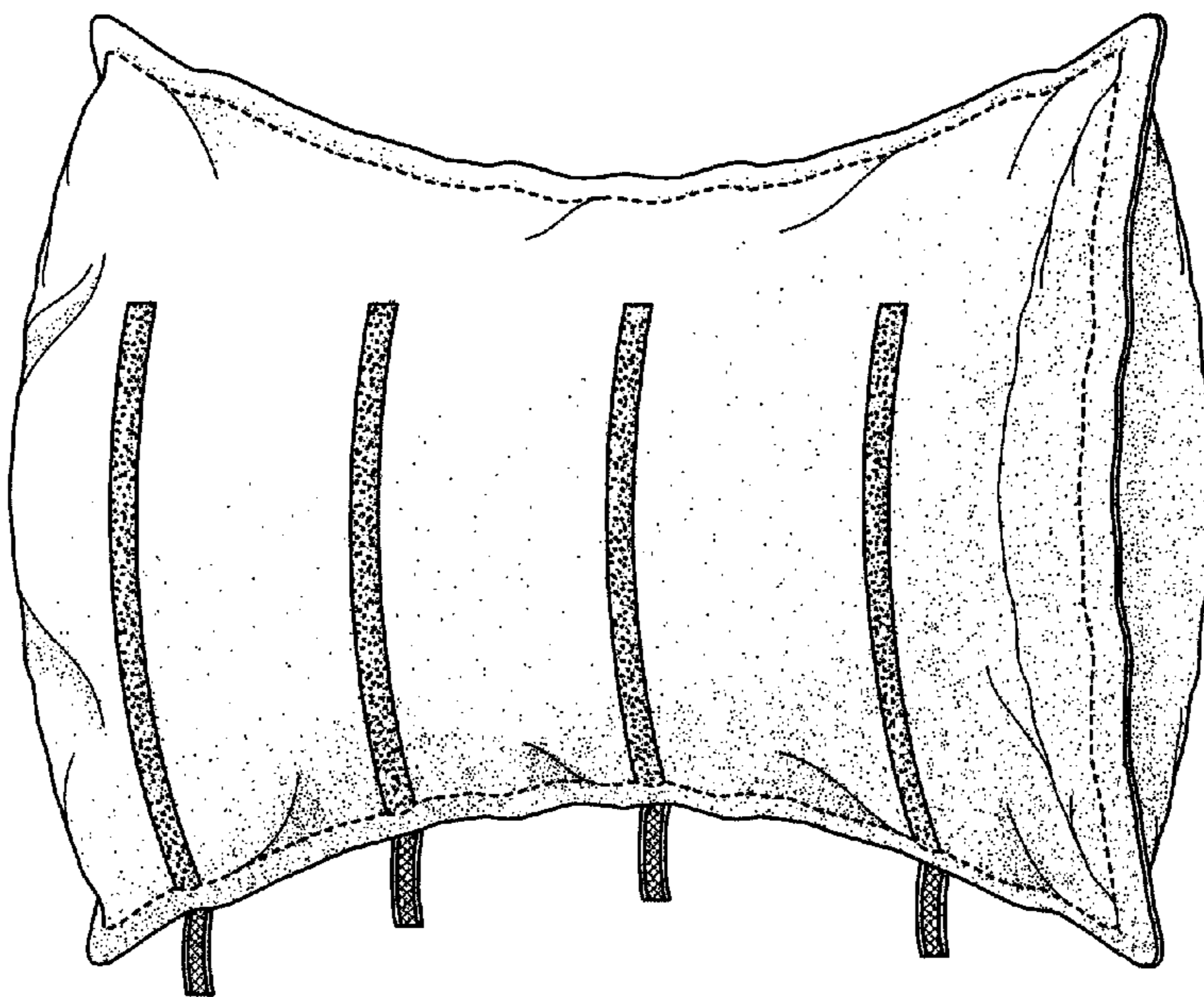
FIG. 5 is a right side view of the pillow of FIG. 1.

FIG. 6 is rear view of the pillow of FIG. 1; and,

FIG. 7 is a front view of the pillow of FIG. 1.

The broken lines in the drawings represent stitch lines. The heavy stippling and the checkerboard line pattern represent strips of loop and hook fasteners, respectively.

1 Claim, 5 Drawing Sheets



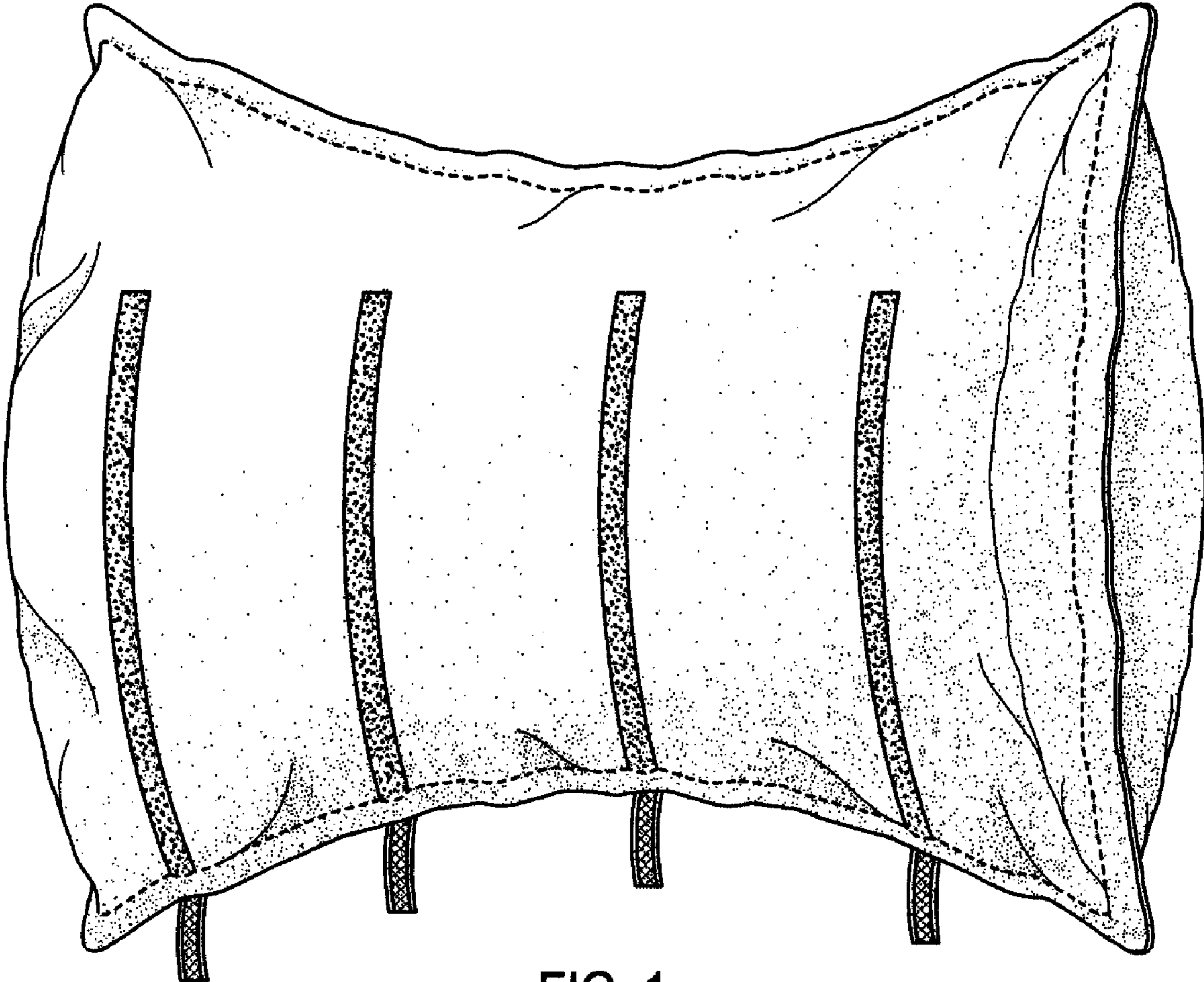


FIG. 1

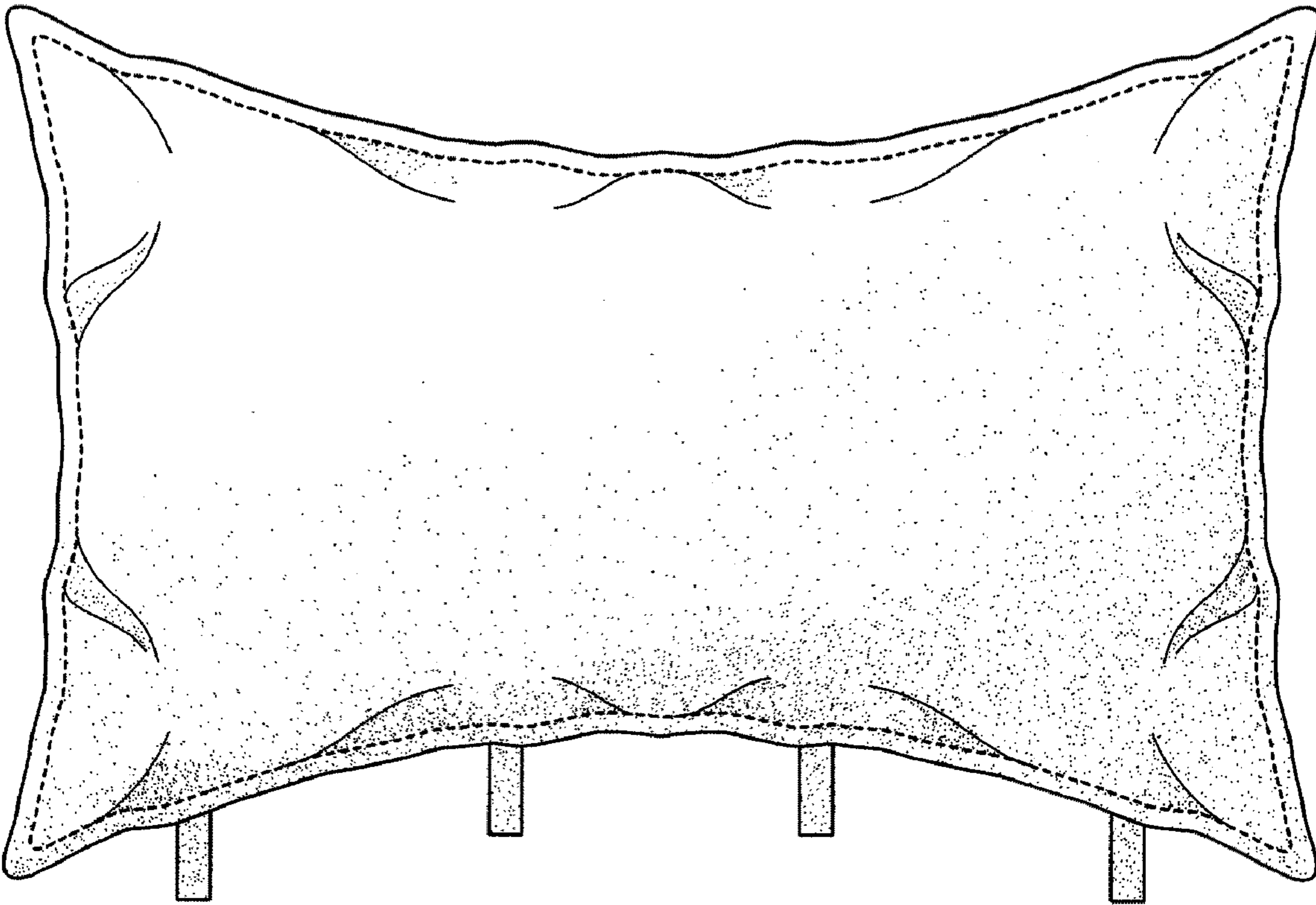


FIG. 2

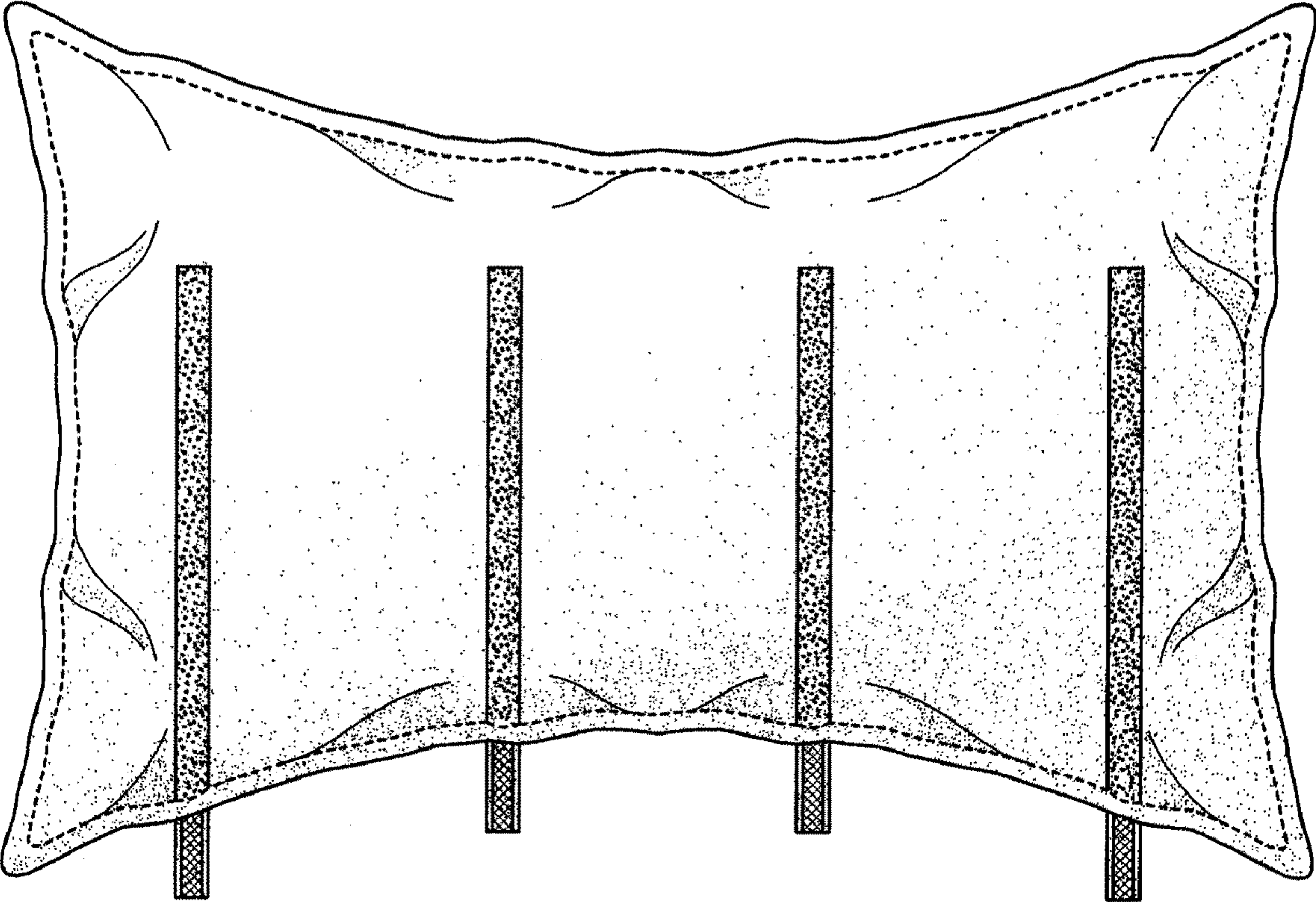


FIG. 3

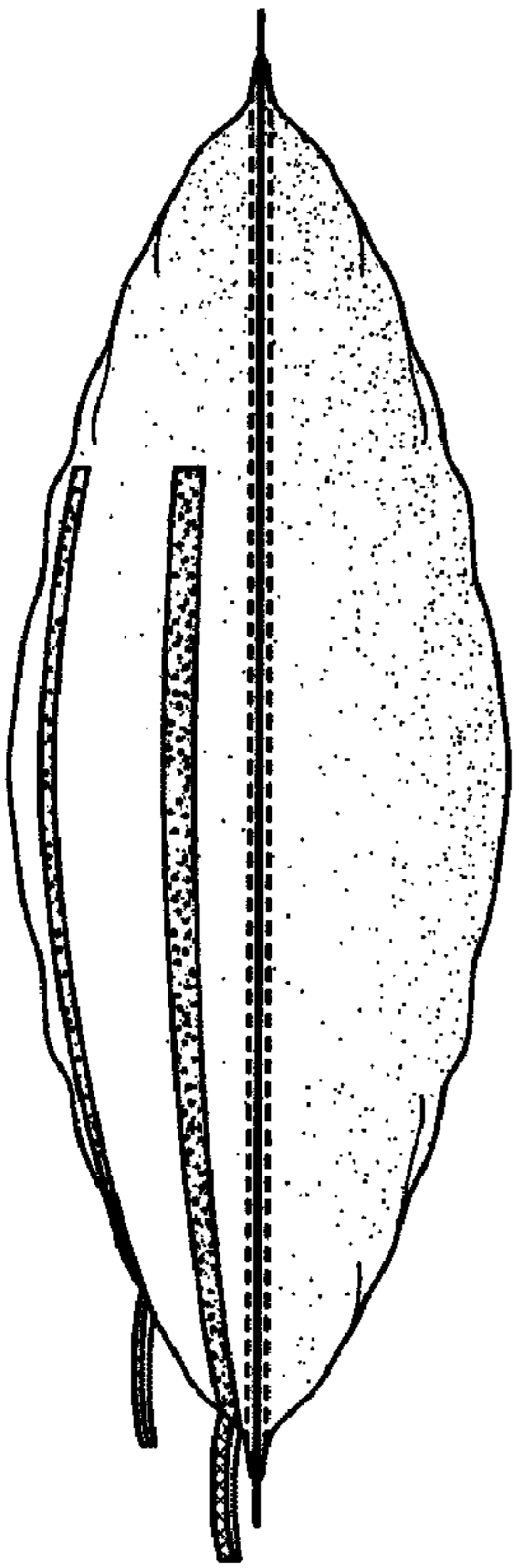


FIG. 4

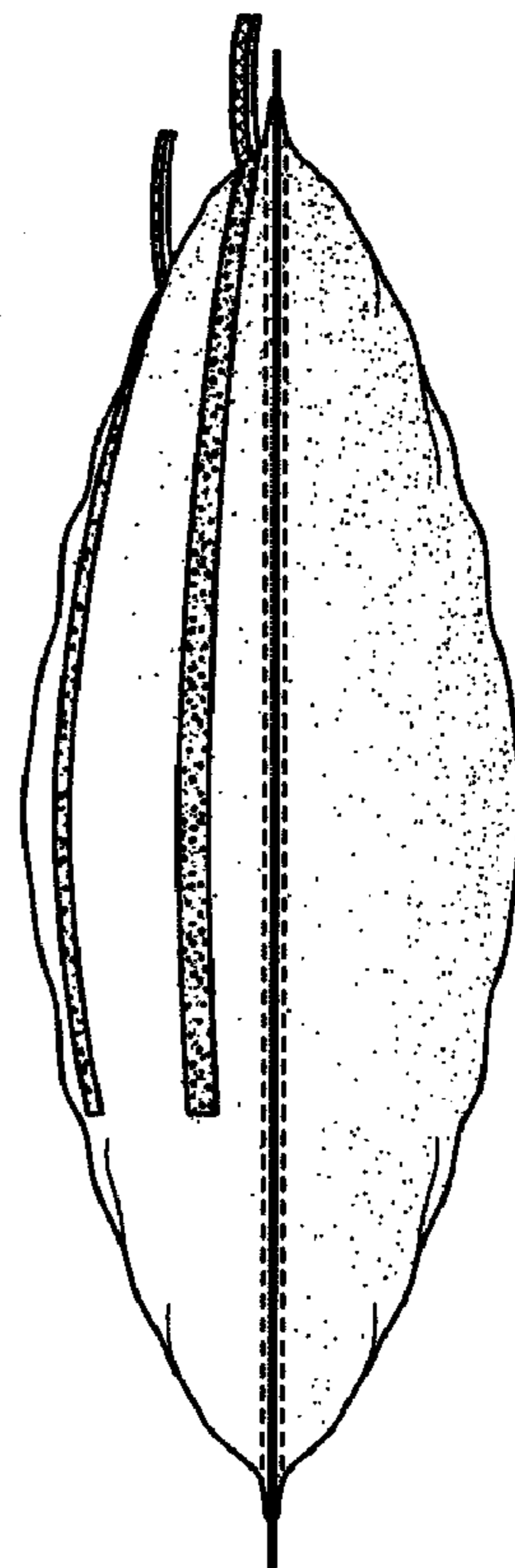


FIG. 5

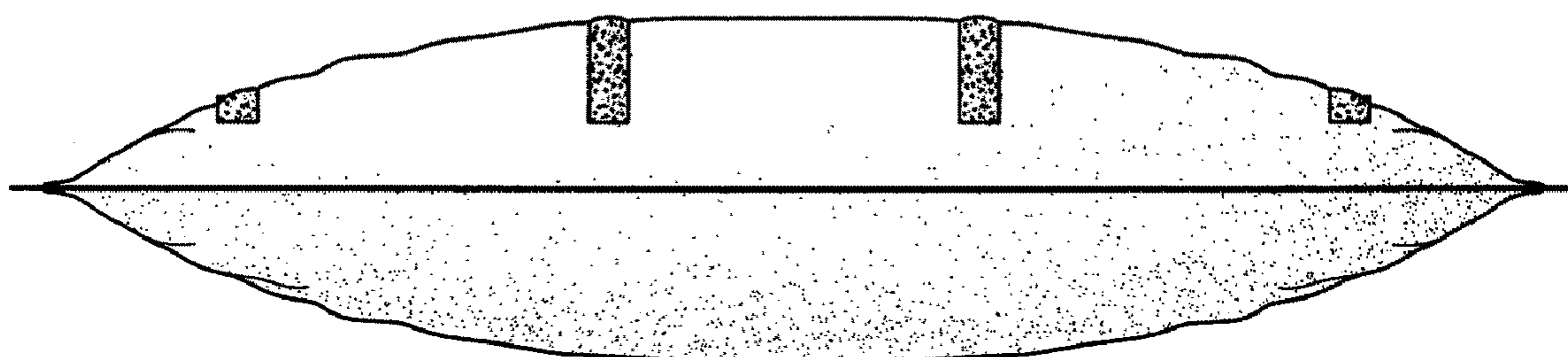


FIG. 6

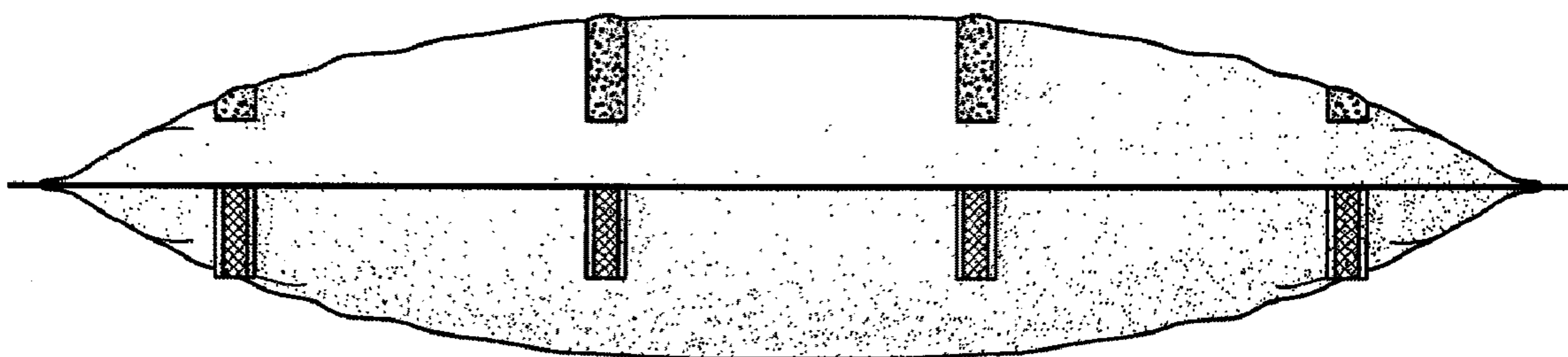


FIG. 7