



US00D614427S

(12) **United States Design Patent**  
**Nejad**

(10) **Patent No.:** **US D614,427 S**

(45) **Date of Patent:** **\*\* Apr. 27, 2010**

(54) **KEY RETAINING POCKET**

(76) **Inventor:** **Amir R. Nejad**, 7800 Gloria Ave., Van Nuys, CA (US) 91406

(\*\*) **Term:** **14 Years**

(21) **Appl. No.:** **29/312,930**

(22) **Filed:** **Nov. 24, 2008**

(51) **LOC (9) Cl.** ..... **06-04**

(52) **U.S. Cl.** ..... **D6/553**

(58) **Field of Classification Search** ..... D6/552,  
D6/553, 567, 569, 491, 509, 510, 571, 573;  
D3/201, 254, 303, 304, 315; 206/730, 45.21,  
206/214, 260, 278; 211/13.1, 85.7, 45, 70.1,  
211/71.01, 72, 86.01, 87.01; D19/65, 86,  
D19/90, 91, 99, 78

See application file for complete search history.

(56) **References Cited**

**U.S. PATENT DOCUMENTS**

- D242,098 S \* 11/1976 Leopold ..... D6/571
- D246,748 S \* 12/1977 Tricario ..... D6/573
- 4,100,684 A \* 7/1978 Berger ..... D19/78
- D280,466 S \* 9/1985 Seltzer et al. .... D19/90
- D286,120 S \* 10/1986 Szablak et al. .... D6/553
- D286,238 S \* 10/1986 Burton ..... D6/573

- D286,485 S \* 11/1986 Frizzell ..... D6/573
- D324,883 S \* 3/1992 Demirjian ..... D19/90
- D437,719 S \* 2/2001 Dicellis ..... D6/571

\* cited by examiner

*Primary Examiner*—Brian N Vinson

(74) *Attorney, Agent, or Firm*—Albert O. Cota

(57) **CLAIM**

The ornamental design for a key retaining pocket, as shown and described.

**DESCRIPTION**

FIG. 1 is a perspective view of a key retaining pocket showing my new design;

FIG. 2 is a front elevational view thereof, showing a key and key fob inserted into the key retaining pocket, which are shown in broken lines for illustrative purpose only and form no part of the claimed design;

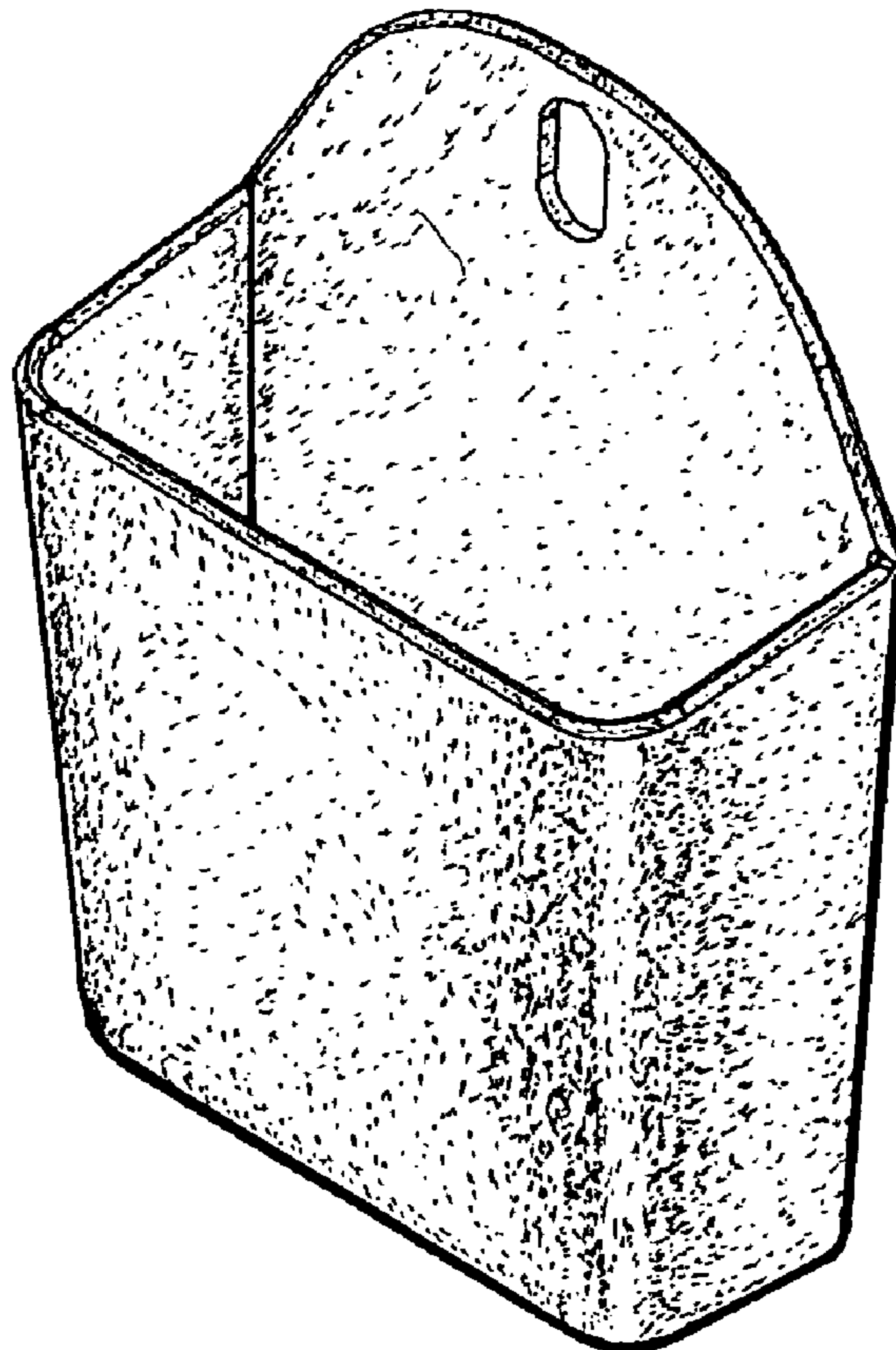
FIG. 3 is a top plan view thereof;

FIG. 4 is a right side elevational view thereof, the left side view being a mirror image;

FIG. 5 is a rear elevational view thereof; and,

FIG. 6 is a bottom plan view thereof.

**1 Claim, 4 Drawing Sheets**



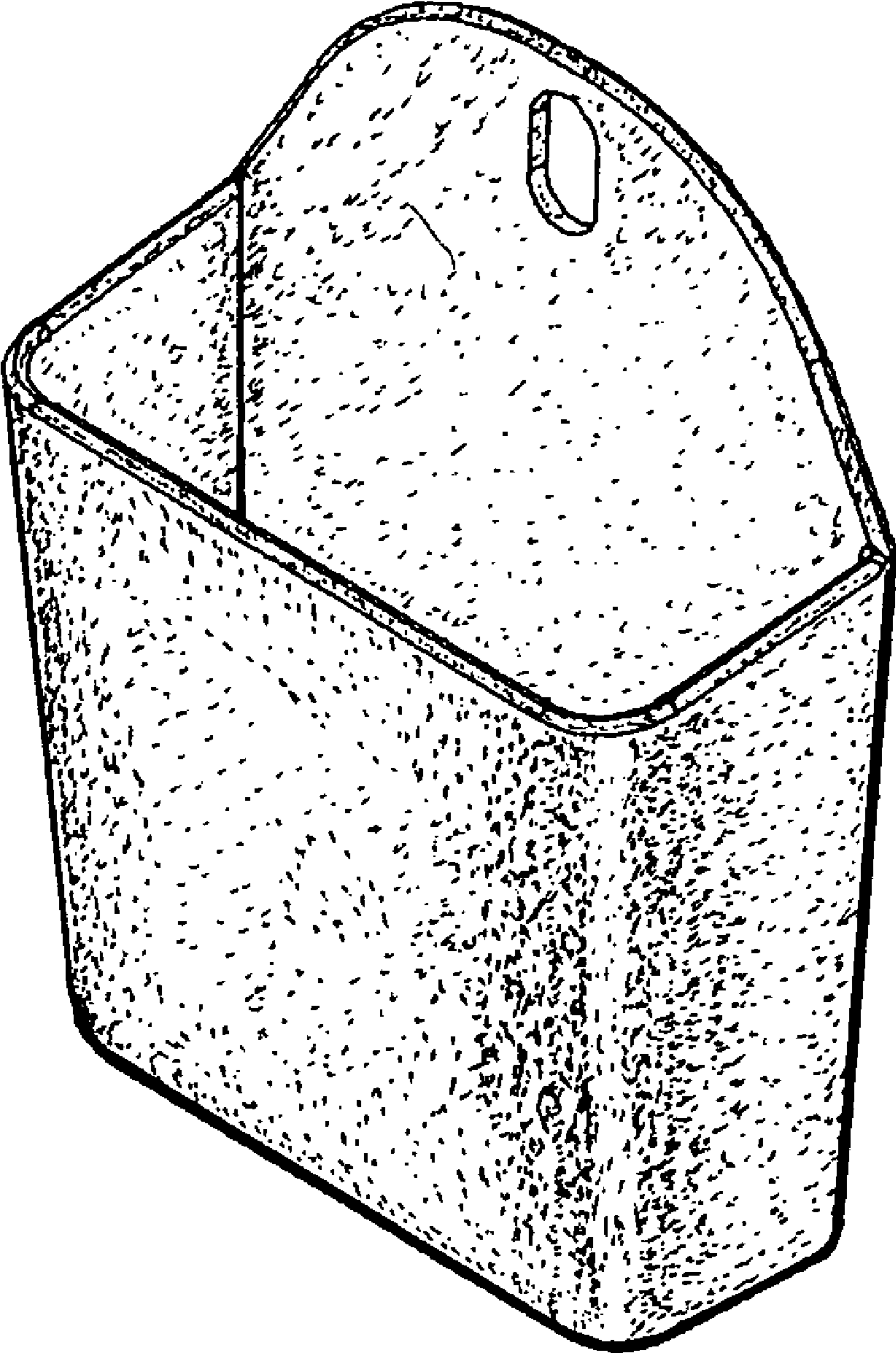


Fig. 1




Fig. 3

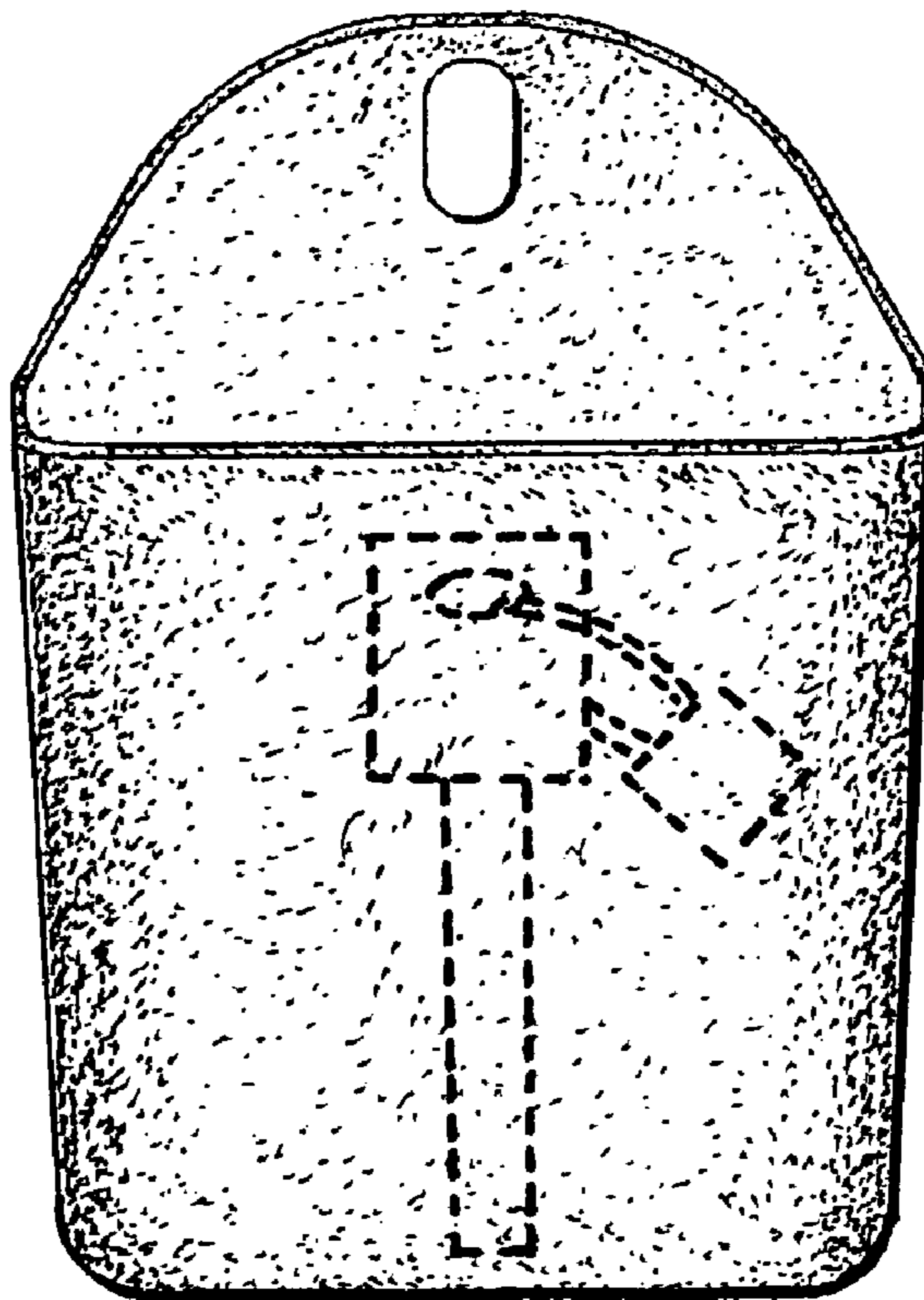


Fig. 2

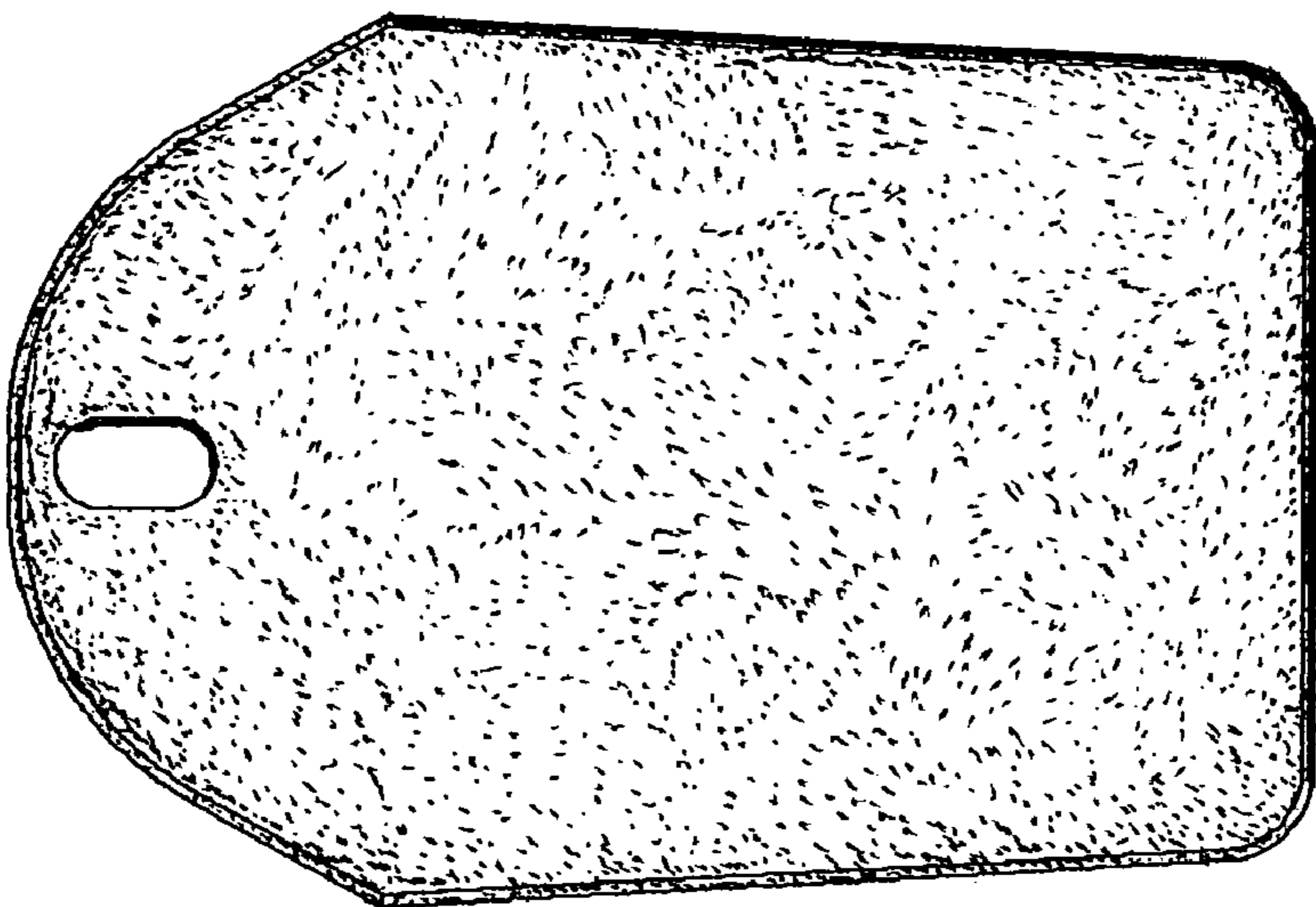


Fig. 5



Fig. 4





**Fig. 6**