



US00D614424S

(12) **United States Design Patent**
Halvorson, Jr. et al.

(10) **Patent No.:** **US D614,424 S**
(45) **Date of Patent:** **** Apr. 27, 2010**

(54) **PORTION OF A DENTAL CHAIR WITH ARMRESTS**
(75) Inventors: **Harold Halvorson, Jr.**, Beaverton, OR (US); **Jason Alvarez**, Portland, OR (US)

5,131,717 A 7/1992 Kaminiski et al.
D333,736 S * 3/1993 Nordstrom D6/367
5,190,349 A * 3/1993 Austin et al. 297/316
D336,381 S 6/1993 Nordstrom
5,267,778 A 12/1993 Krebs et al.
D347,946 S 6/1994 Nordstrom et al.
5,320,415 A 6/1994 Krebs
5,340,953 A 8/1994 Krebs et al.

(73) Assignee: **A-dec, Inc.**, Newberg, OR (US)

(**) Term: **14 Years**

(21) Appl. No.: **29/331,459**

(Continued)

(22) Filed: **Jan. 26, 2009**

OTHER PUBLICATIONS

(51) **LOC (9) Cl.** **06-01**

(52) **U.S. Cl.** **D6/502**

(58) **Field of Classification Search** D6/334-336,
D6/360-361, 365, 367, 371, 373, 379, 500-502;
D24/178, 183; 297/316, 313, 330, 391, 396,
297/344.17, 344.18, 423.1, 423.19, 68, 271.1,
297/353, 354.1; 601/49

Sirona Teneo Brochure.

Primary Examiner—Caron Veynar

Assistant Examiner—Abraham Bahta

(74) *Attorney, Agent, or Firm*—Klarquist Sparkman, LLP

See application file for complete search history.

(57) **CLAIM**

We claim the ornamental design for a portion of a dental chair with armrests, as shown and described.

(56) **References Cited**

DESCRIPTION

U.S. PATENT DOCUMENTS

D199,978 S * 1/1965 Carnese D6/361
D211,984 S 8/1968 Billin
3,414,324 A 12/1968 Taylor
D223,489 S 4/1972 Olsen
3,698,765 A 10/1972 Olsen
3,729,227 A 4/1973 Ohta
3,866,973 A * 2/1975 Heubeck 297/316
D237,327 S * 10/1975 Collins et al. D6/361
D238,019 S 12/1975 Leffler
D238,317 S 1/1976 Erlangen et al.
D260,703 S 9/1981 Pearson
D268,149 S * 3/1983 Case D6/361
4,929,023 A 5/1990 Rasmussen
D324,968 S 3/1992 Smith

FIG. 1 is a right side perspective view of a portion of a dental chair with armrests, showing the chair in an upright position.

FIG. 2 is a side view of the right side of the chair of FIG. 1, the left side being a mirror image thereof.

FIG. 3 is a front view of the chair of FIG. 1.

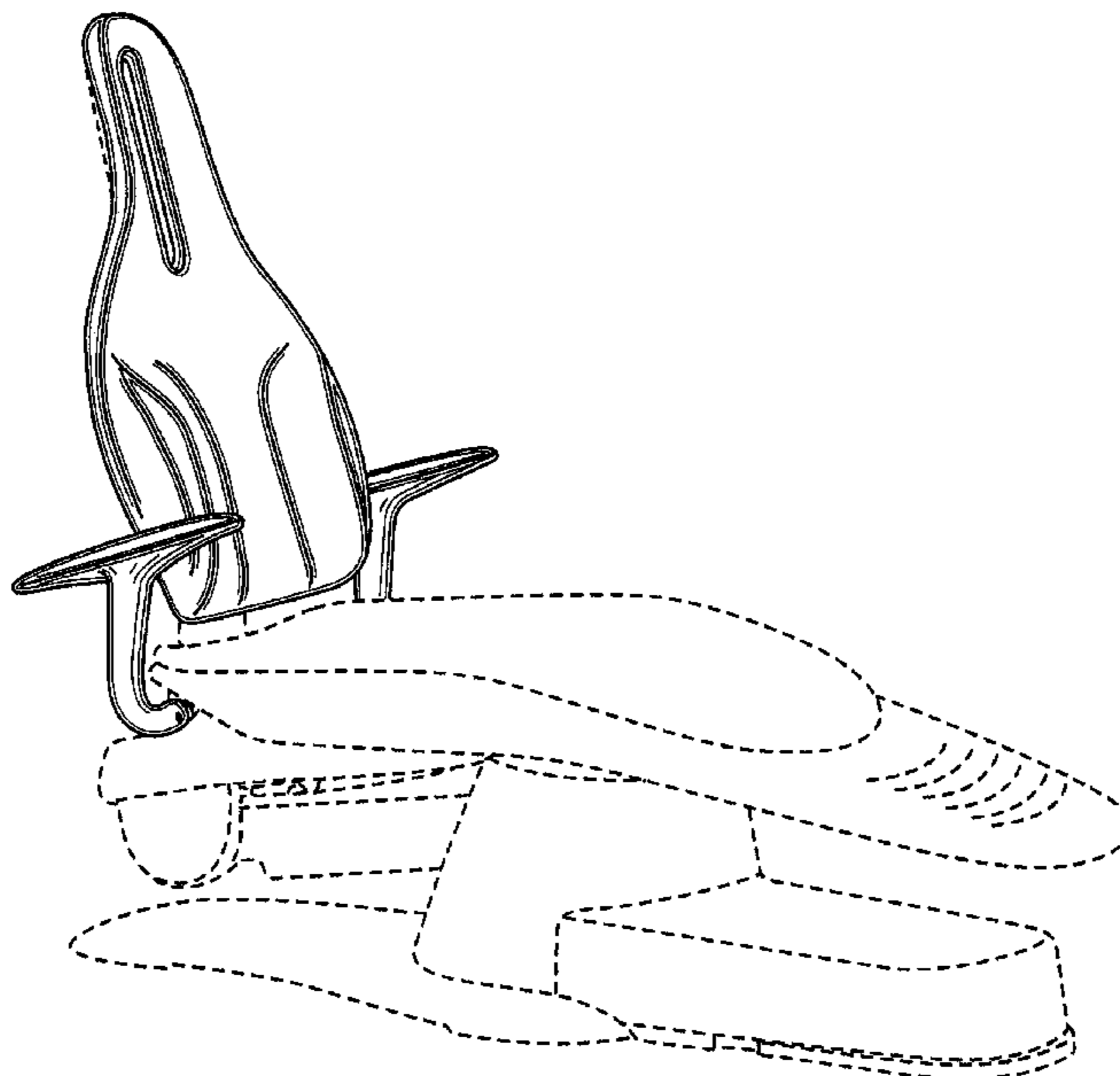
FIG. 4 is a back view of the chair of FIG. 1.

FIG. 5 is a top plan view of the chair of FIG. 1; and,

FIG. 6 is a bottom plan view of the chair of FIG. 1.

The broken lines shown herein are for illustrative purposes only and form no part of the claimed design.

1 Claim, 4 Drawing Sheets



US D614,424 S

Page 2

U.S. PATENT DOCUMENTS

5,342,007	A	8/1994	LaPlante	D420,225	S	*	2/2000	Lamb et al.	D6/367
5,374,136	A	12/1994	LaPlante	D444,325	S		7/2001	DeJule	
5,395,160	A	3/1995	Krebs et al.	D462,189	S		9/2002	Brockway et al.	
5,405,115	A	4/1995	Reed	D495,165	S		8/2004	Lenger	
D357,834	S	5/1995	Nordstrom et al.	6,802,564	B2		10/2004	Brockway et al.	
D361,438	S	* 8/1995	Spencer et al.	D498,067	S		11/2004	Van Dyke	
5,467,951	A	11/1995	Young	6,814,409	B2		11/2004	Jackson	
D371,263	S	7/1996	Liu	6,893,096	B2		5/2005	Bonn et al.	
5,601,331	A	2/1997	Austin, Jr. et al.	D525,443	S	*	7/2006	Takahashi	D6/367
D378,961	S	* 4/1997	Nordstrom et al.	7,195,219	B2		3/2007	Irwin et al.	
5,628,546	A	5/1997	Boetzkes	D542,064	S		5/2007	Hosey	
D384,154	S	9/1997	Malmen et al.	7,240,966	B2		7/2007	Stone et al.	
5,823,699	A	10/1998	Austin, Jr. et al.	7,290,836	B2	*	11/2007	Nordstrom et al.	297/452.36
6,013,882	A	1/2000	Boetzkes	D565,315	S		4/2008	Nielsen	
				D578,787	S	*	10/2008	Genelli	D6/367

* cited by examiner

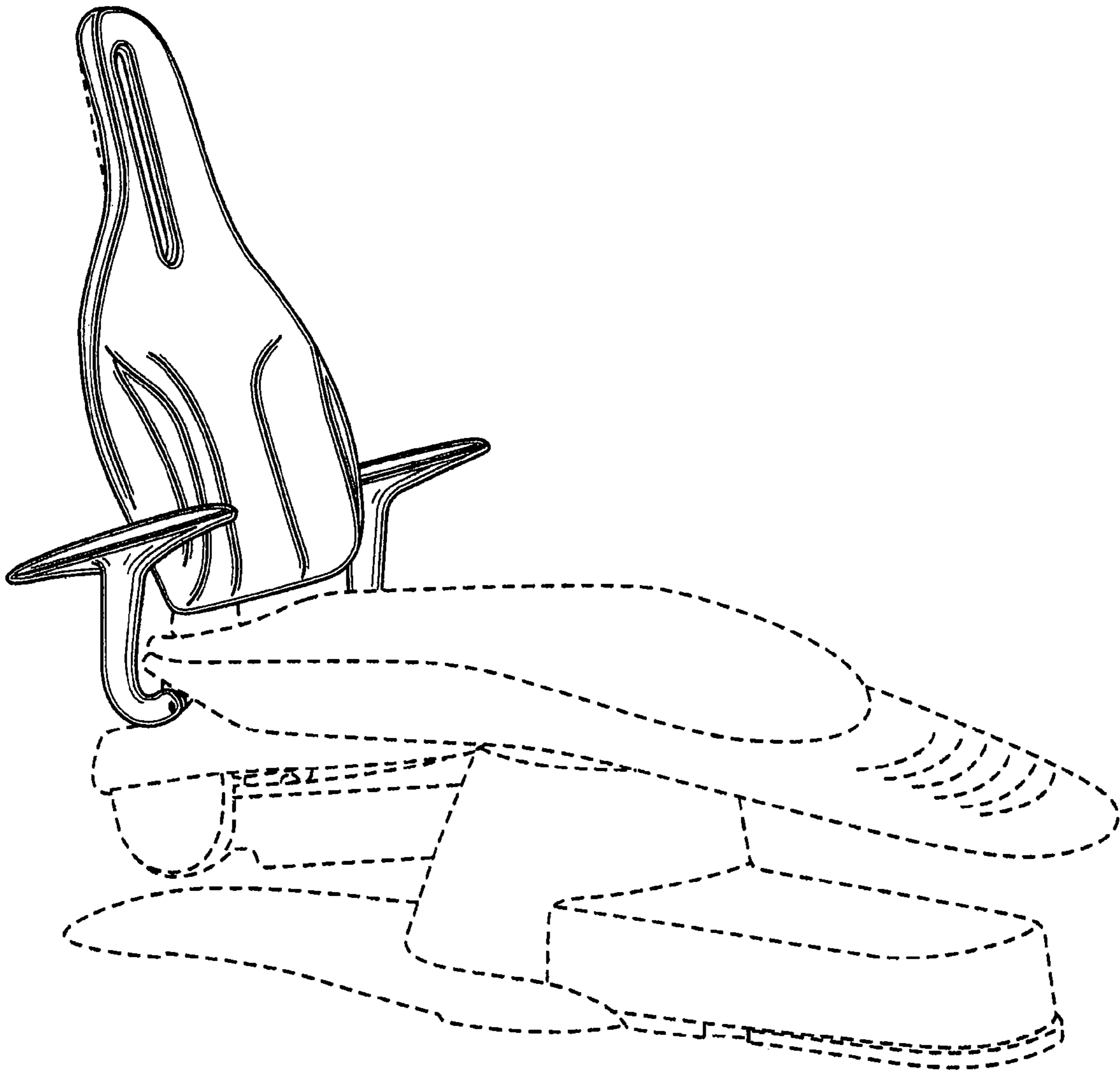


FIG. 1

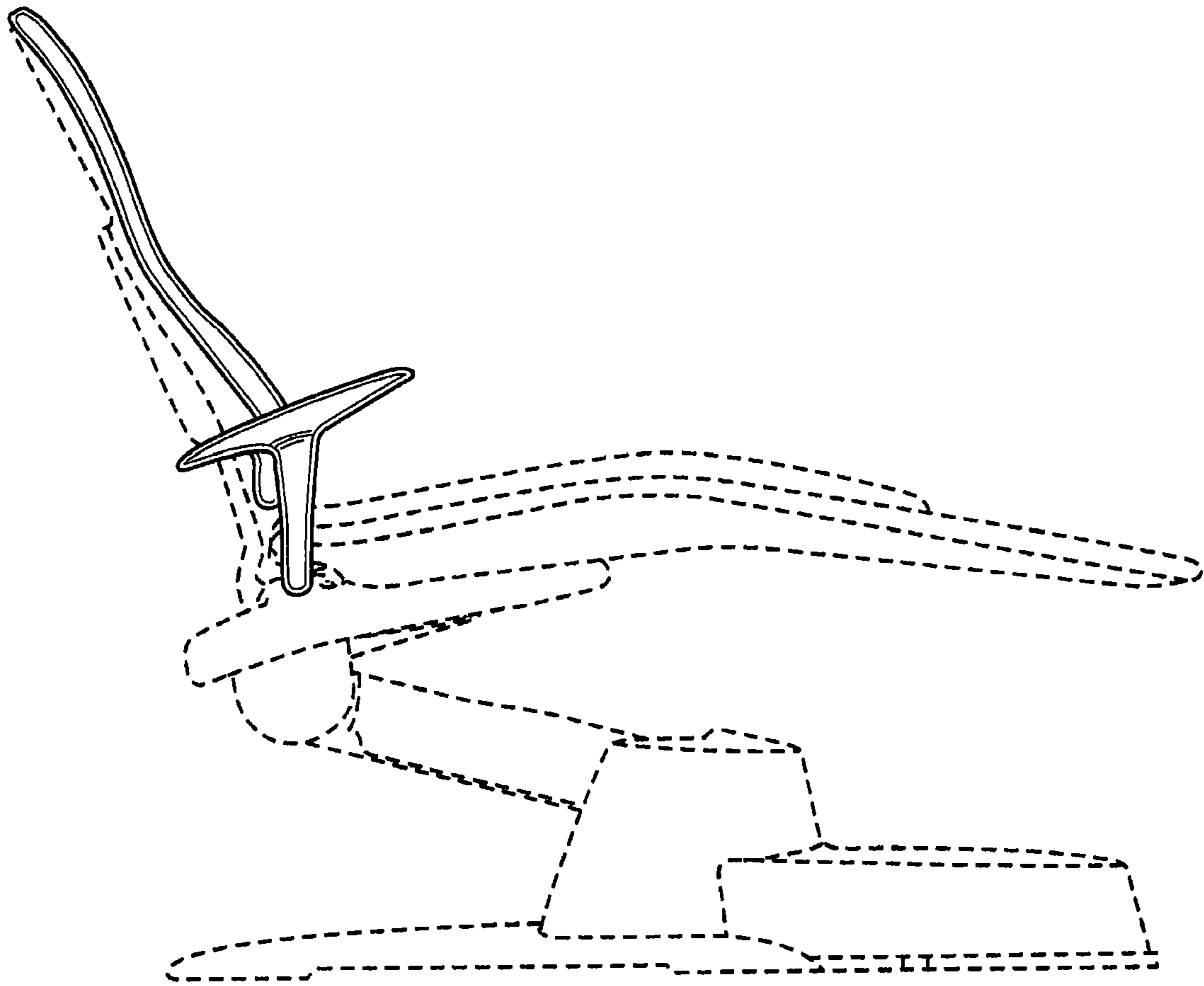


FIG. 2

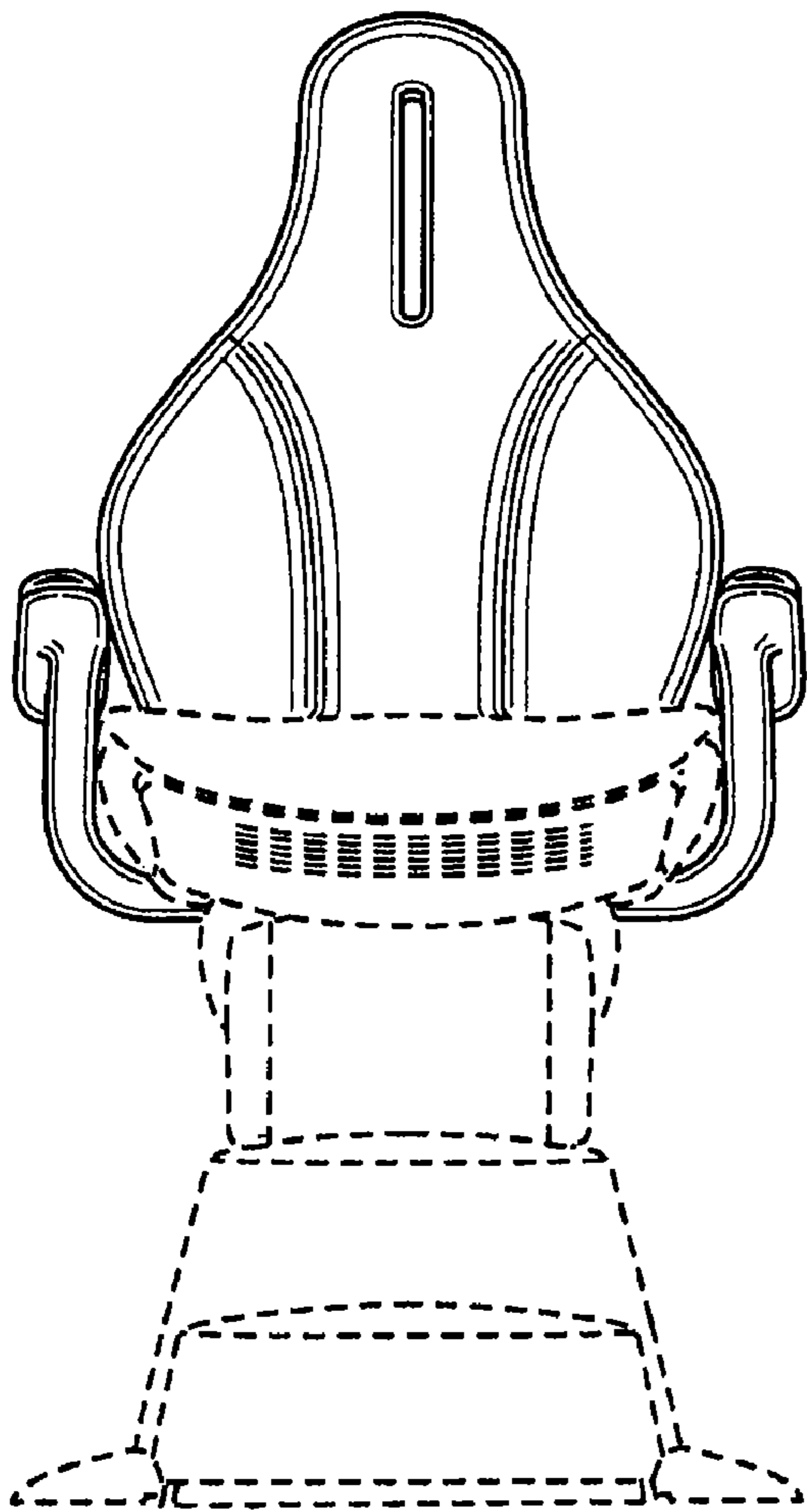


FIG. 3

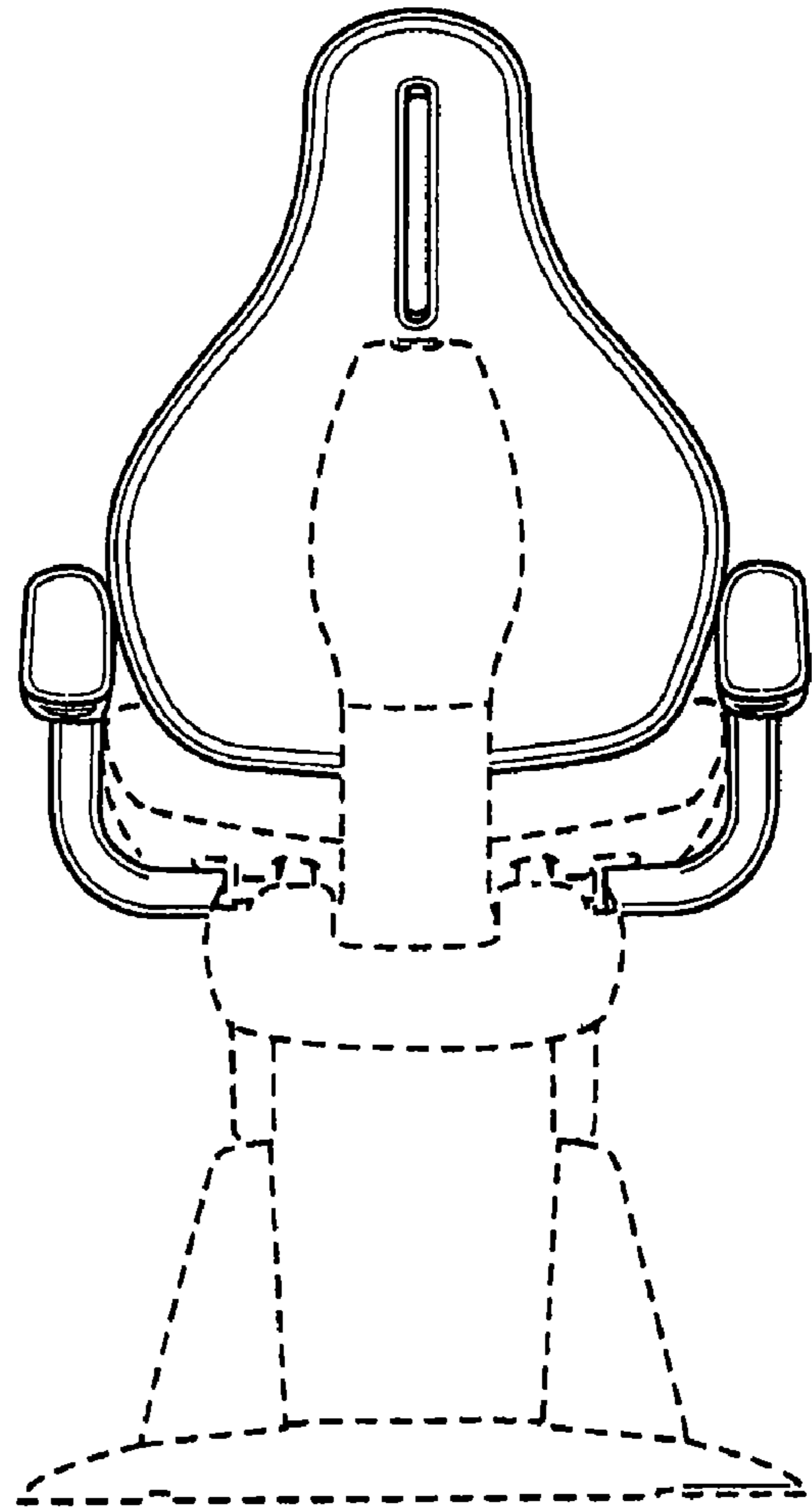


FIG. 4

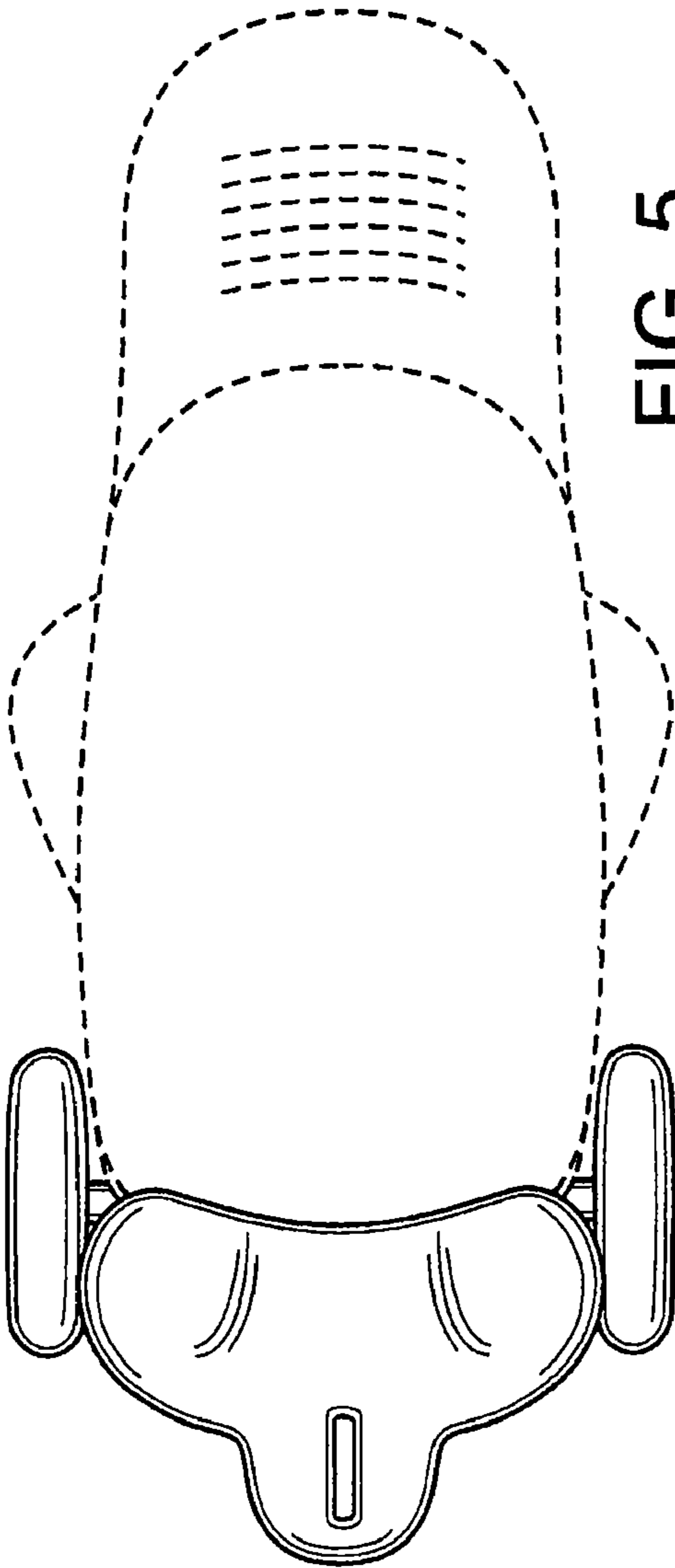


FIG. 5

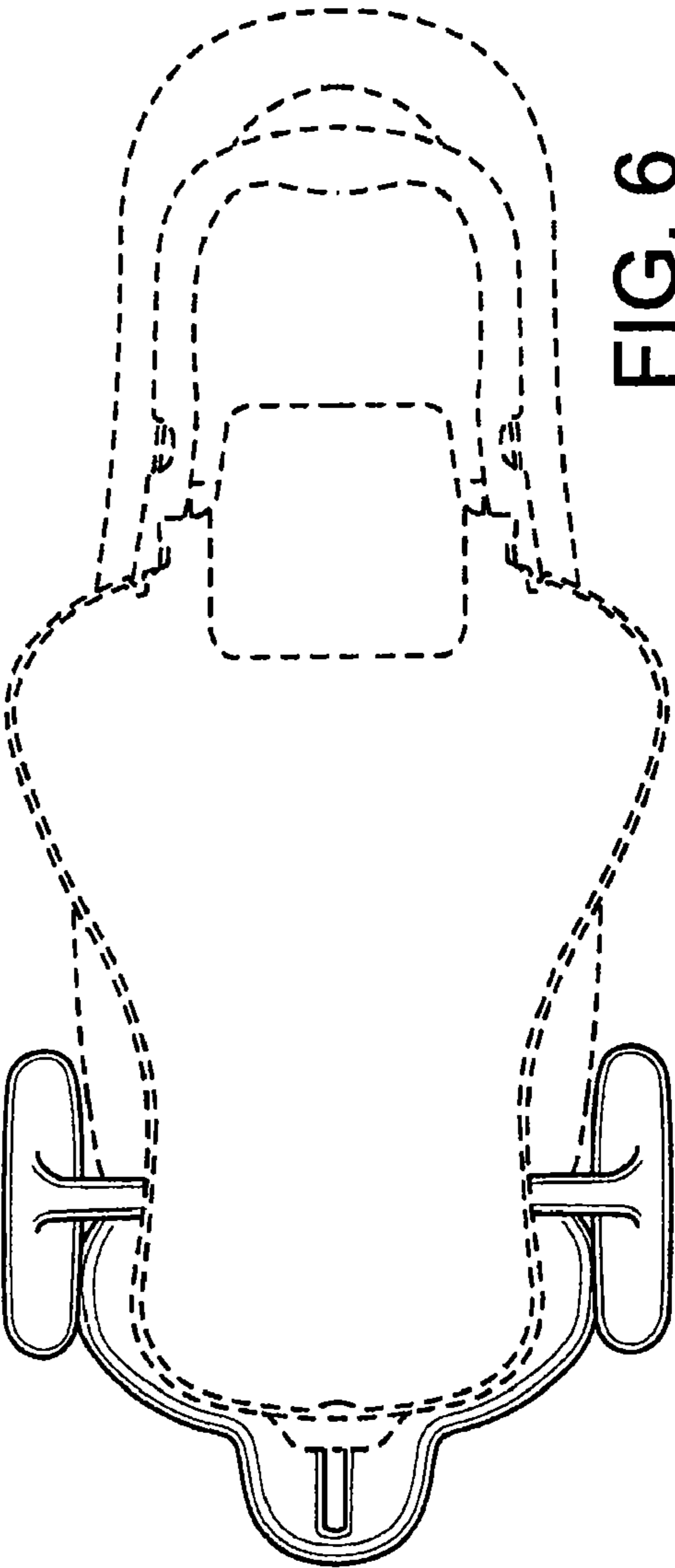


FIG. 6