



US00D614417S

(12) **United States Design Patent**
Domack et al.

(10) **Patent No.:** **US D614,417 S**
(45) **Date of Patent:** **** Apr. 27, 2010**

(54) **DINING CHAIR**

D526,500 S 8/2006 Everson et al.
D526,503 S 8/2006 Chen
D600,036 S 9/2009 Domack et al.
D601,821 S 10/2009 Domack et al.

(75) Inventors: **Randy D. Domack**, Trempealeau, WI (US); **Terry A. Everson**, Blair, WI (US)

(73) Assignee: **Ashley Furniture Industries, Inc.**, Arcadia, WI (US)

(**) Term: **14 Years**

OTHER PUBLICATIONS

(21) Appl. No.: **29/316,480**

Ashley D187-01, "Charade", ©2004, 1 Pg.

(22) Filed: **Oct. 1, 2009**

(Continued)

(51) **LOC (9) Cl.** **06-01**

Primary Examiner—Mimosa De

(52) **U.S. Cl.** **D6/376; D6/380**

(74) *Attorney, Agent, or Firm*—Patterson, Thuente, Skaar & Christensen, P.A.

(58) **Field of Classification Search** D6/334–336,
D6/358, 369, 370, 374, 376, 379, 380, 499,
D6/500–502; 297/445.1, 446.1, 451.9, 452.63,
297/452.64

(57) **CLAIM**

See application file for complete search history.

We claim the ornamental design for a dining chair, as shown and described.

(56) **References Cited**

DESCRIPTION

U.S. PATENT DOCUMENTS

D356,224 S * 3/1995 McGuire D6/502
D401,429 S 11/1998 Tseng
D413,739 S * 9/1999 Wilson D6/376
D414,047 S * 9/1999 Mendoza D6/358
D415,625 S * 10/1999 Lin D6/376
D417,345 S * 12/1999 Bell et al. D6/376
D419,327 S * 1/2000 Muller D6/376
D435,979 S * 1/2001 Tseng D6/376
D445,584 S 7/2001 O'Hare et al.
D454,009 S * 3/2002 Tseng D6/376
D454,711 S 3/2002 Tseng
D468,923 S 1/2003 O'Hare
D485,694 S 1/2004 Tseng
D486,970 S * 2/2004 Tseng D6/376
D486,971 S 2/2004 Tseng
D491,738 S * 6/2004 Vanderminden D6/376
D502,612 S 3/2005 Tseng
D514,344 S * 2/2006 Domack et al. D6/376
D517,340 S 3/2006 Tseng
D517,825 S 3/2006 Domack et al.
D524,567 S * 7/2006 Vanderminden D6/376

FIG. 1 is a front corner perspective view of a dining chair of the invention. The view from the adjacent front corner being a mirror image thereof.

FIG. 2 is a front elevational view of a dining chair of the invention.


FIG. 3 is a side elevational view of a dining chair of the invention. The view from the opposite side being a mirror image thereof.

FIG. 4 is a rear elevational view of a dining chair of the invention; and,

FIG. 5 is a top plan view of a dining chair of the invention.

The portions of the figures shown in dashed lines are for illustrative purposes only and form no part of the claimed invention.

1 Claim, 5 Drawing Sheets



OTHER PUBLICATIONS

Ashley D341-01, "*Rizzlow*", ©2006, 1 Pg.

Ashley D223-01, Prior to Oct. 1, 2009, 1 Pg.

Ashley D211-01, "*Capetown*", Prior to Oct. 1, 2009, 1 Pg.

Ashley D236-01, "*Bryant*", ©2004, 1 Pg.

Ashley D253-01, "*Danbury*", ©2008, 1 Pg.

D445-15-04(4)-76 *St. Lauret*, Ashley Furniture Catalog, vol. 6, Series 1, 2004, Pg. 370.

D327-15-01(4)-80-81 *Ville Marie*, Ashley Furniture Catalog, vol. 6, Series 1, 2004, Pg. 146.

D533-25-01(6)-60 *Port Rouge*, Ashley Furniture Catalog, vol. 7, Series 1, Spring 2005, Pg. 471.

* cited by examiner




Fig. 1




Fig. 2

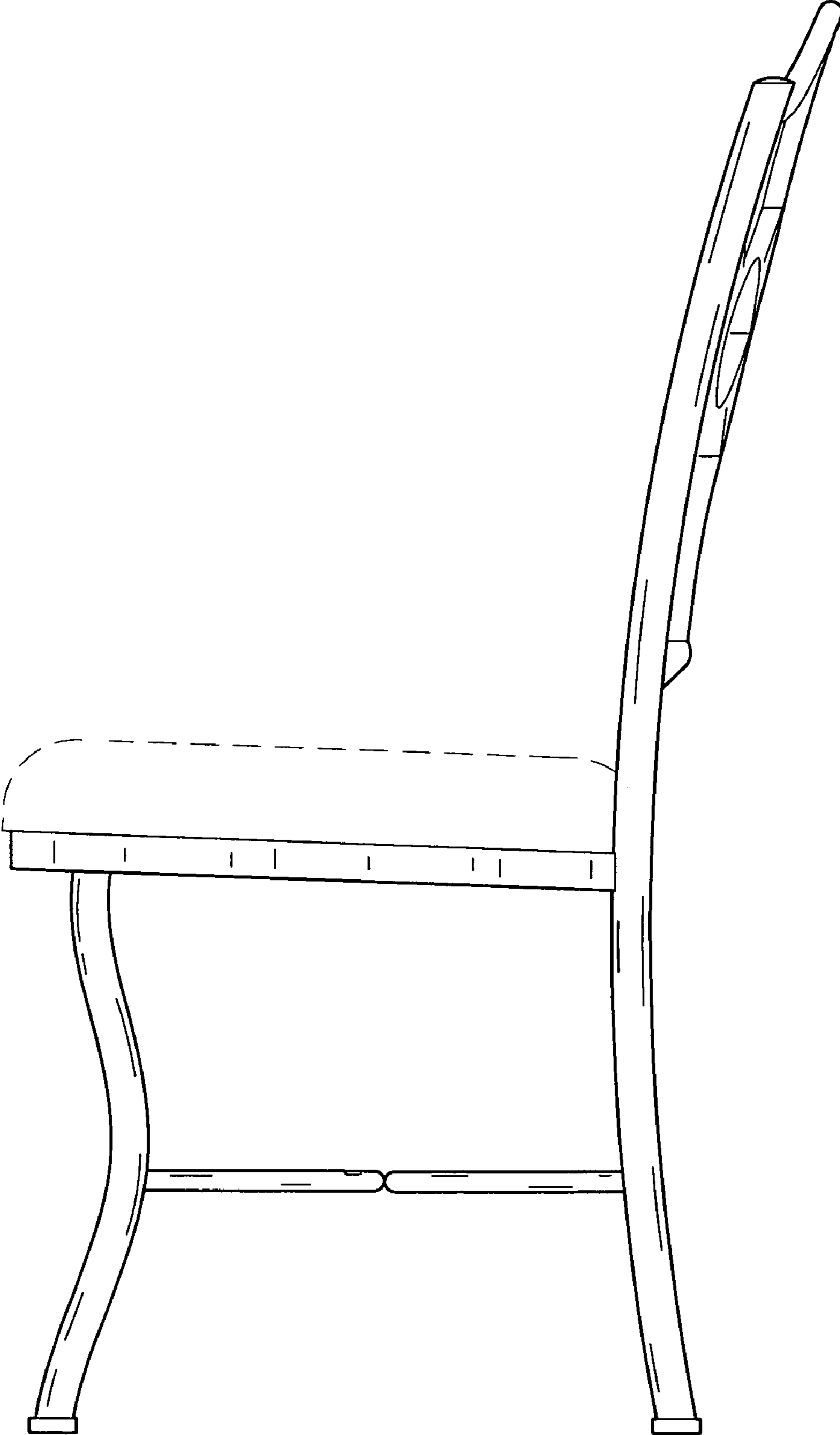


Fig. 3




Fig. 4

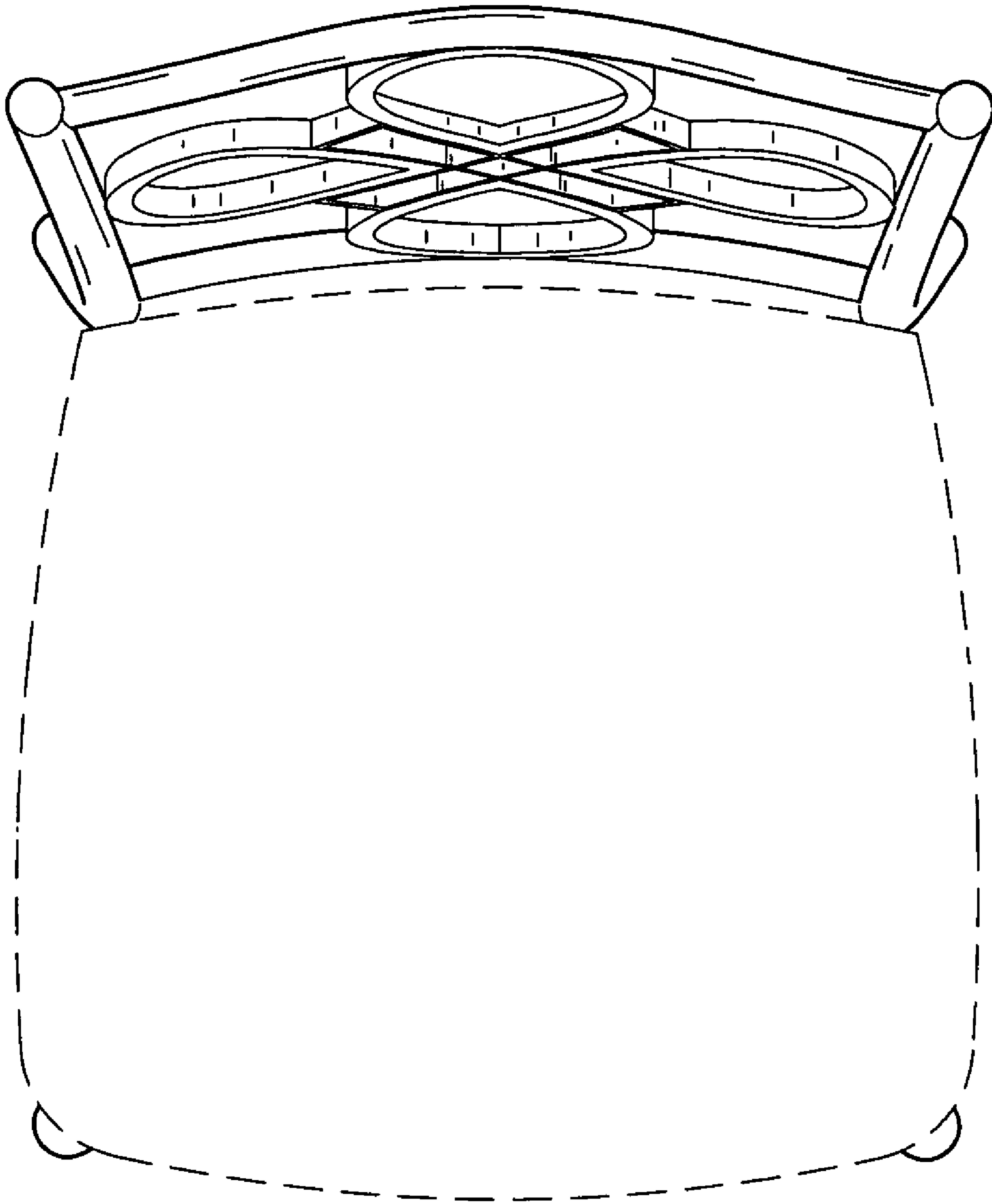


Fig. 5