



US00D614415S

(12) **United States Design Patent**
Konno

(10) **Patent No.:** **US D614,415 S**
(45) **Date of Patent:** **** Apr. 27, 2010**

(54) **CHAIR**

(75) Inventor: **Hiromichi Konno**, Urayasu (JP)

(73) Assignee: **Fritz Hensen A/S**, Allerod (DK)

(**) Term: **14 Years**

(21) Appl. No.: **29/327,529**

(22) Filed: **Nov. 7, 2008**

(30) **Foreign Application Priority Data**

May 7, 2008 (EM) 000930094-0001

(51) **LOC (9) Cl.** **06-01**

(52) **U.S. Cl.** **D6/366; D6/375**

(58) **Field of Classification Search** D6/334,
D6/336, 338, 349, 352, 363, 374, 375, 380,
D6/381, 491, 492, 500-502, 366; 297/175,
297/411.2, 445.1, 446.1, 446.2, 447.1, 447.2,
297/448.1, 451.2, 452.11, 452.29, 461, 462;
5/12.1, 12.2

See application file for complete search history.

(56) **References Cited**

U.S. PATENT DOCUMENTS

D153,850 S * 5/1949 Brazauski D6/374
D168,212 S * 11/1952 Cicchelli D6/379
D183,743 S * 10/1958 Howell D6/334
D191,704 S * 11/1961 Stauffer D6/375
D205,939 S * 10/1966 Laverne et al. D6/375
D207,840 S * 6/1967 Rodrigo D6/375
D213,683 S * 4/1969 Leistekow D6/374
D213,870 S * 4/1969 Hamilton D6/333
D224,856 S * 10/1972 Charity D6/372

D226,648 S * 4/1973 Sobel D6/375
D230,670 S * 3/1974 Boggo D6/372
D239,743 S * 5/1976 Pardo D6/365
D417,795 S * 12/1999 Rashid D6/375
D436,749 S * 1/2001 Arad D6/374
D442,378 S * 5/2001 Arad D6/366
D458,764 S * 6/2002 Starck D6/366
D525,445 S * 7/2006 Liu et al. D6/375
D525,446 S * 7/2006 Farber D6/375
D546,087 S * 7/2007 Rashid D6/375
D555,380 S * 11/2007 Farber D6/375
D588,371 S * 3/2009 Picco et al. D6/375

OTHER PUBLICATIONS

Republic, *New Furniture for a New World*, Fritz Hansen Publication,
issue Jan. 2006, p. 26.

* cited by examiner

Primary Examiner—Sandra Snapp

(74) *Attorney, Agent, or Firm*—Renner, Otto, Boisselle &
Sklar, LLP

(57) **CLAIM**

I claim the ornamental design for the chair, as shown and
described.

DESCRIPTION

FIG. 1 is a front view of a chair showing my new design.

FIG. 2 is a top view of the chair.

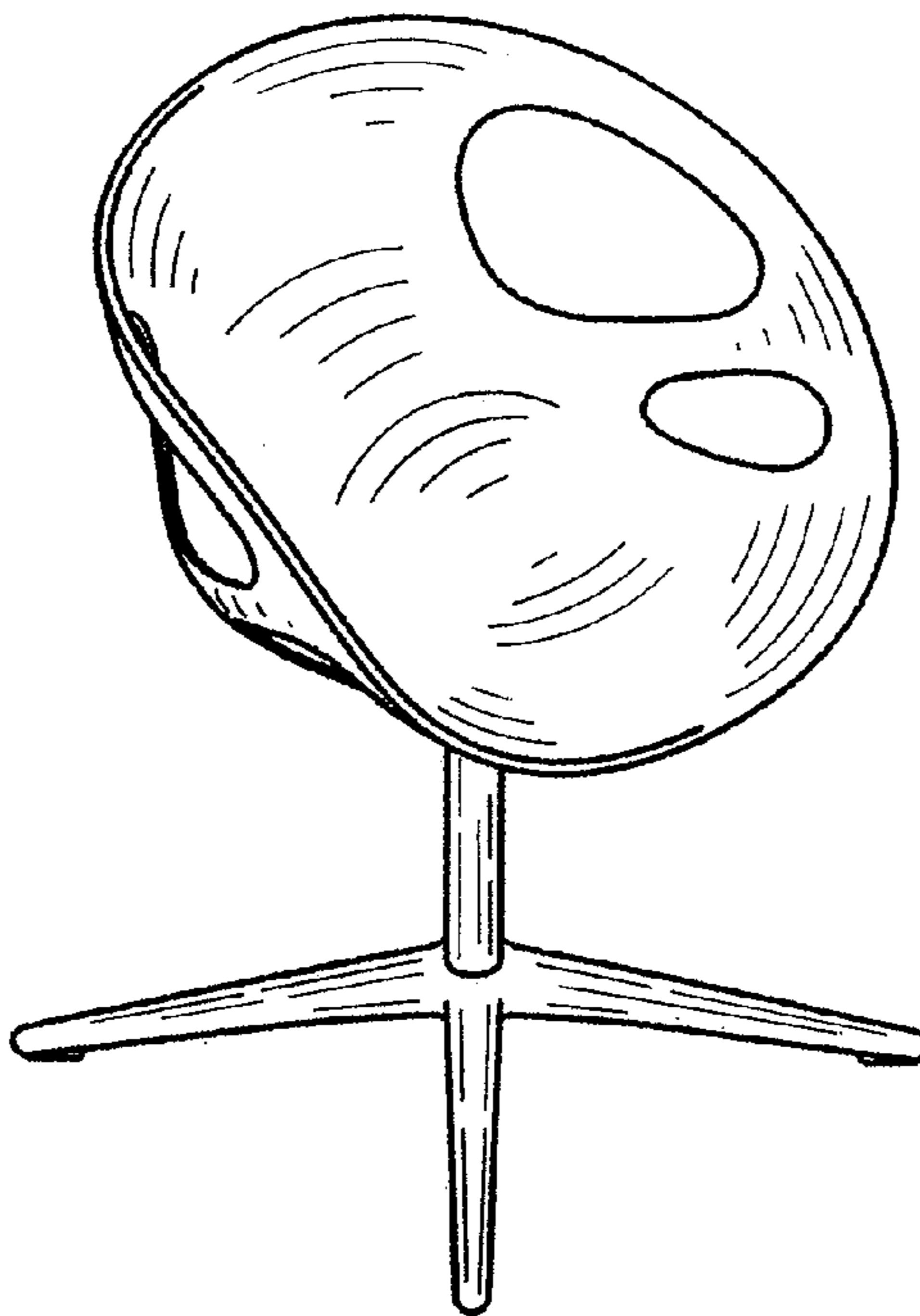
FIG. 3 is a left end view of the chair.

FIG. 4 is a rear view of the chair.

FIG. 5 is a bottom view of the chair; and,

FIG. 6 is right end perspective view of the chair.

1 Claim, 2 Drawing Sheets



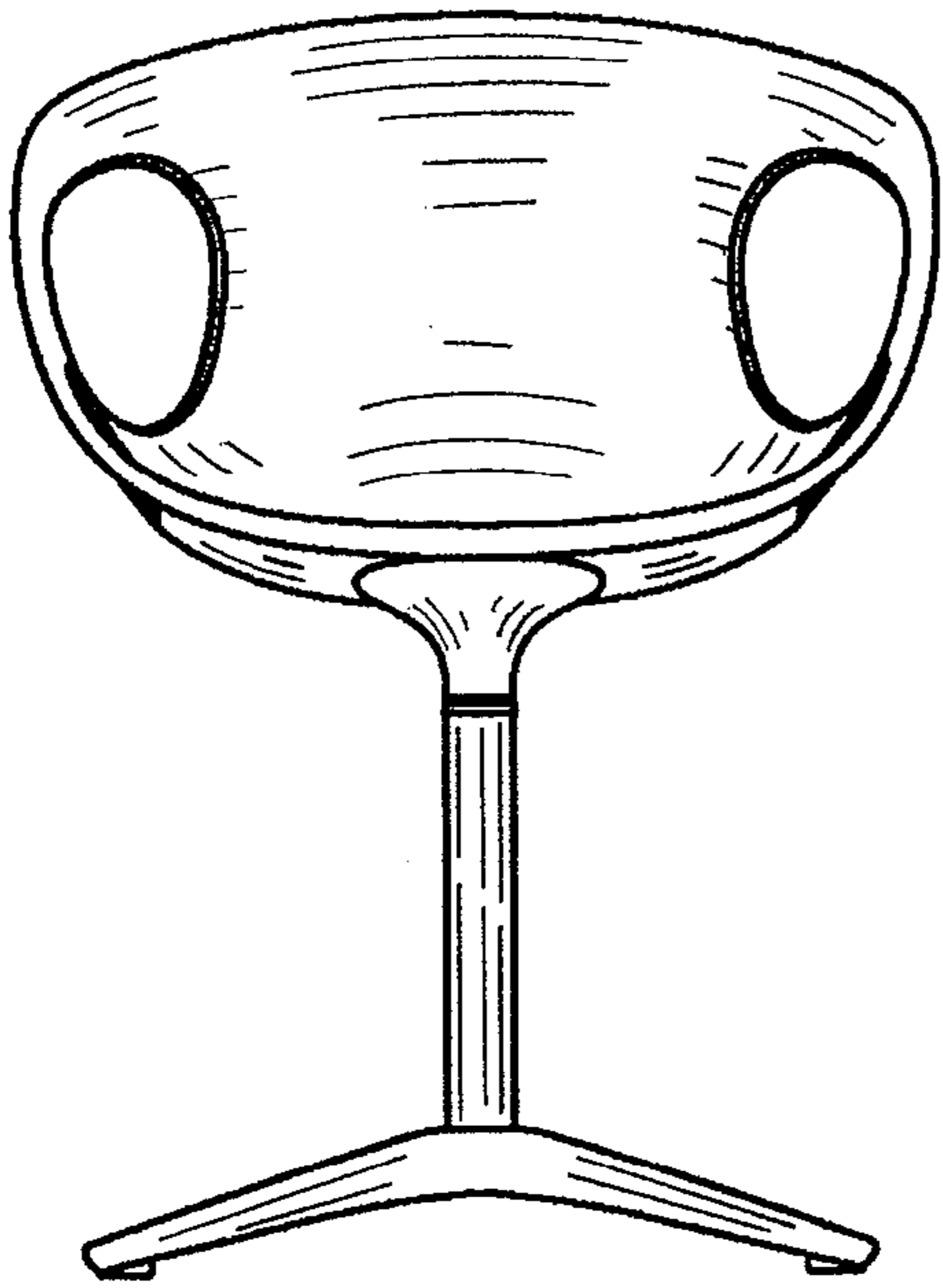


FIG. 1




FIG. 2

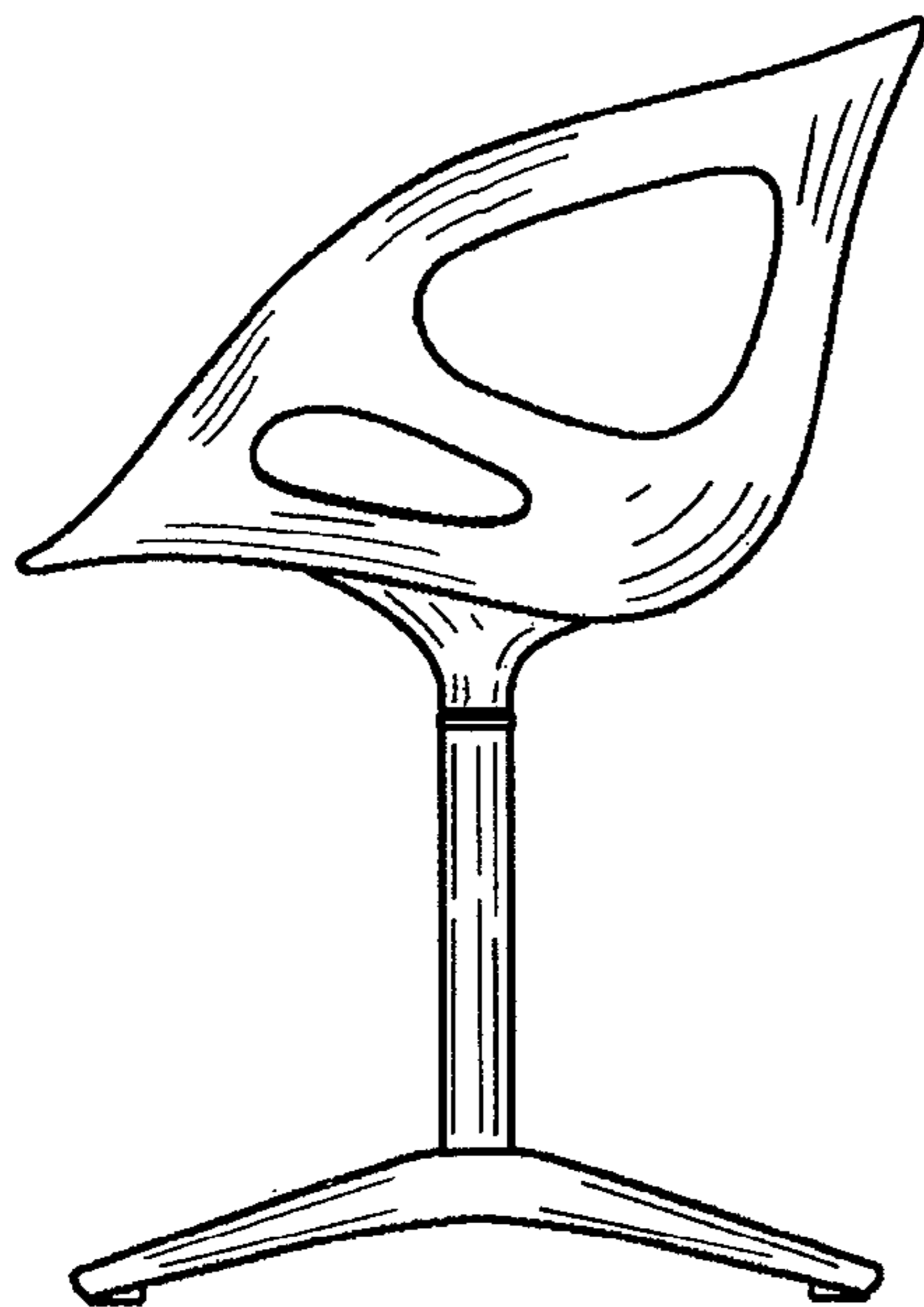


FIG. 3

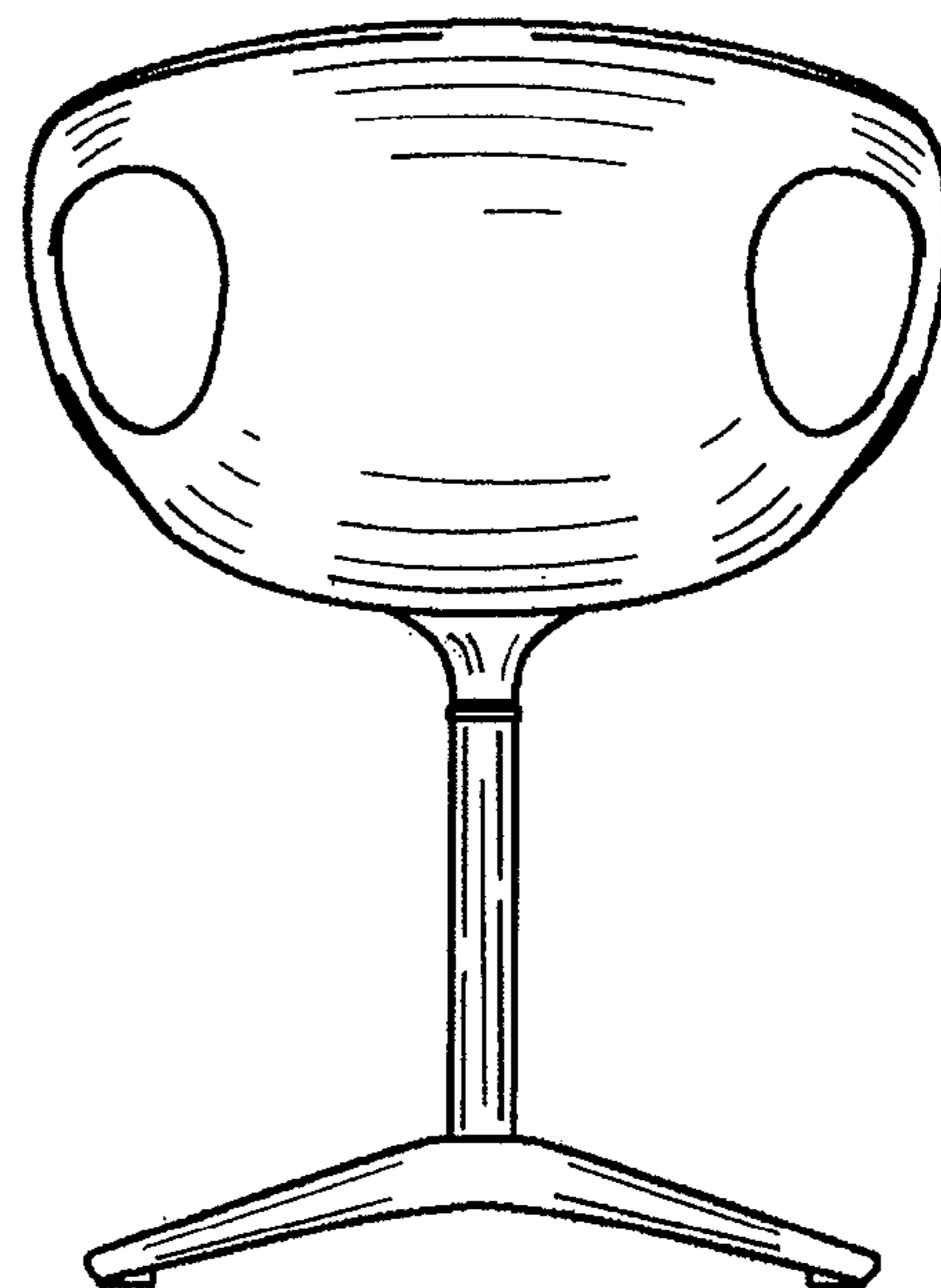


FIG. 4




FIG. 5




FIG. 6