



US00D614408S

(12) **United States Design Patent**  
**Koenig**

(10) **Patent No.:** **US D614,408 S**  
(45) **Date of Patent:** **\*\* Apr. 27, 2010**

(54) **PATTERN FOR A SHEET**  
(75) Inventor: **John William Koenig**, Cincinnati, OH  
(US)  
(73) Assignee: **The Procter & Gamble Company**,  
Cincinnati, OH (US)  
(\*\*) Term: **14 Years**  
(21) Appl. No.: **29/308,449**  
(22) Filed: **Jun. 18, 2008**  
(51) **LOC (9) Cl.** ..... **05-06**  
(52) **U.S. Cl.** ..... **D5/57; D5/53**  
(58) **Field of Classification Search** ..... D5/1,  
D5/2, 3, 7, 11, 16, 19, 25, 47, 52, 53, 57,  
D5/58, 59, 61, 99; D6/595, 603, 608; D24/124,  
D24/125; 264/258, 284; 428/153, 154, 156,  
428/182, 183, 184, 185, 186, 167, 171, 187,  
428/195, 542.2, 542.6, 904, 904.4; 162/109,  
162/110, 111, 112, 113, 114, 115, 116, 117,  
162/204, 205, 361  
See application file for complete search history.

D392,466 S 3/1998 Kendall et al.  
D405,271 S 2/1999 Unwin et al.  
D423,232 S 4/2000 Reid  
D426,709 S 6/2000 Latchoo  
D428,931 S 8/2000 Zulch  
D430,406 S 9/2000 Ingalls  
D430,407 S \* 9/2000 Ingalls ..... D5/57  
D438,017 S 2/2001 Reid  
D449,452 S \* 10/2001 Graff et al. .... D5/57  
D453,880 S 2/2002 Cheynet  
D459,093 S 6/2002 Forin  
D463,137 S 9/2002 Monroe et al.  
D518,298 S 4/2006 Hynnek et al.  
D518,648 S \* 4/2006 Broering et al. .... D5/58  
7,597,777 B2 \* 10/2009 Wilke, II ..... 162/117

\* cited by examiner

*Primary Examiner*—Robert M Spear  
*Assistant Examiner*—Barbara B Lohr  
(74) *Attorney, Agent, or Firm*—Larry L. Huston; Steve W. Miller; Kim W. Zerby

(57) **CLAIM**

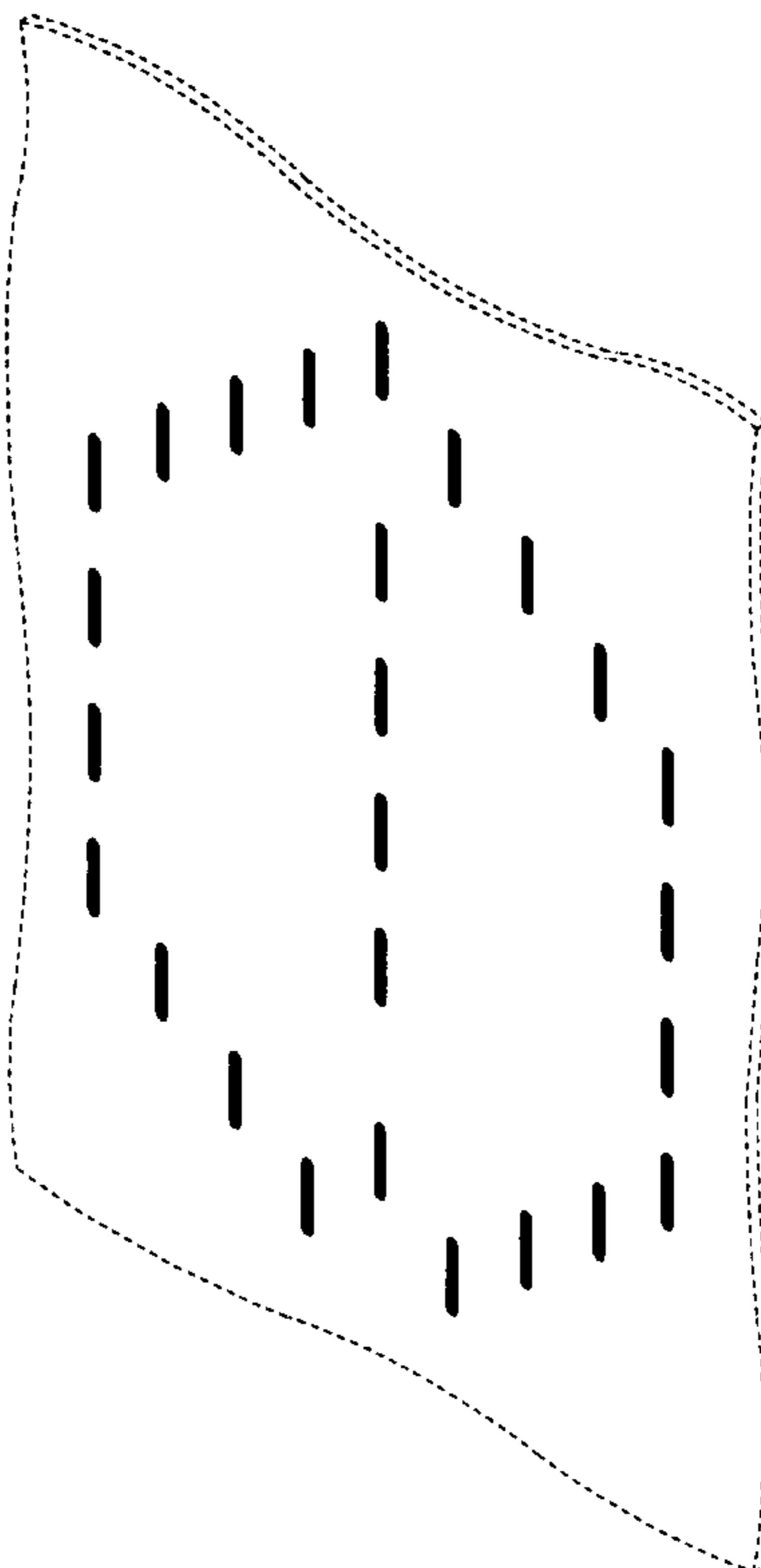
The ornamental design for a pattern for a sheet, as shown and described.

**DESCRIPTION**

FIG. 1 is a perspective view of a pattern for a sheet; and, FIG. 2 is a front view of the pattern for a sheet of FIG. 1. The broken lines, side views and rear views form no part of the design hereof in any of the foregoing embodiments.

**1 Claim, 2 Drawing Sheets**

(56) **References Cited**  
U.S. PATENT DOCUMENTS  
D349,159 S 7/1994 Huffman  
D363,610 S 10/1995 Saffran et al.  
D377,270 S 1/1997 Neal  
D382,162 S 8/1997 Ertolacci et al.  
D392,108 S \* 3/1998 Diggins et al. .... D5/57



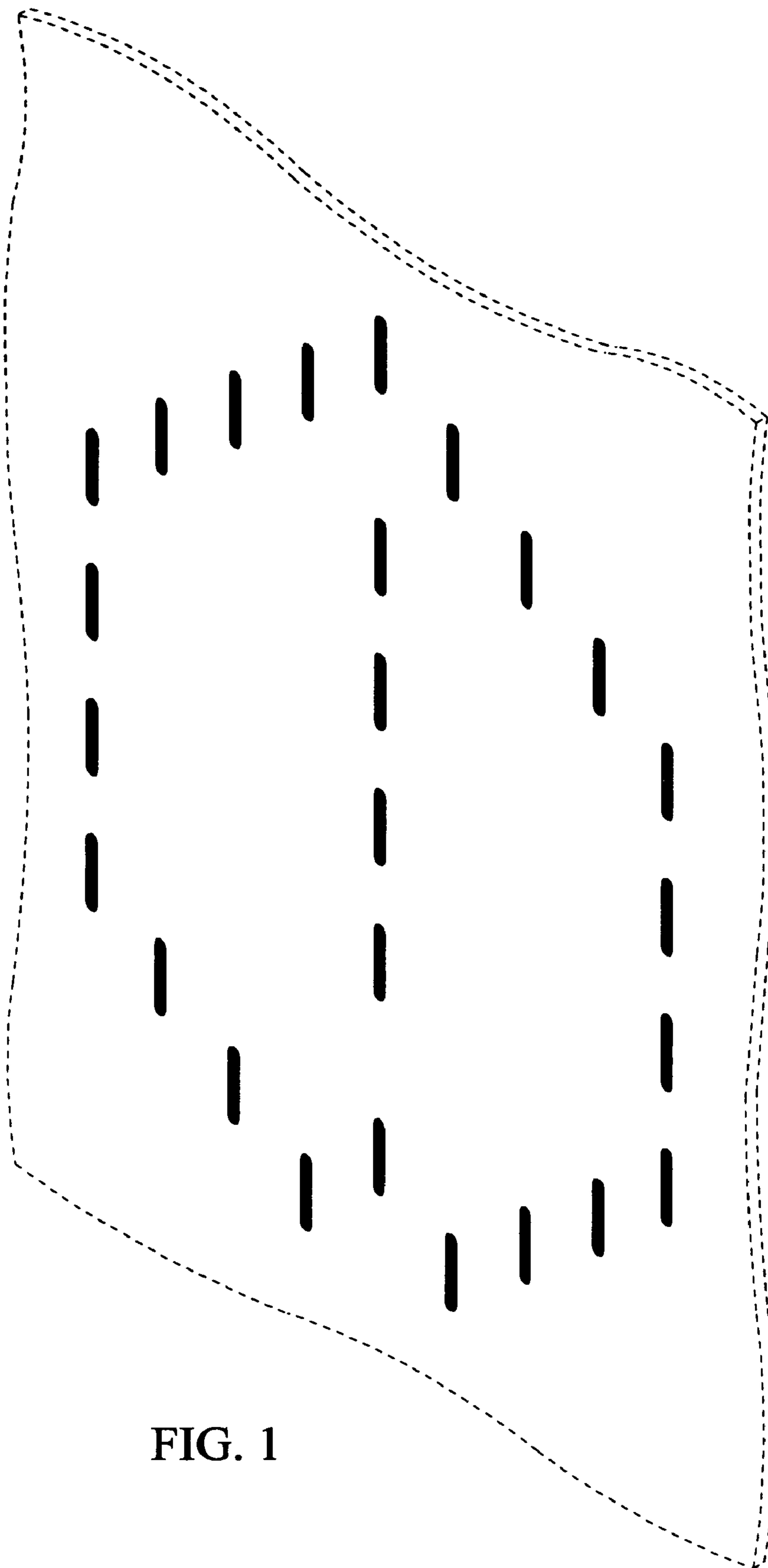


FIG. 1

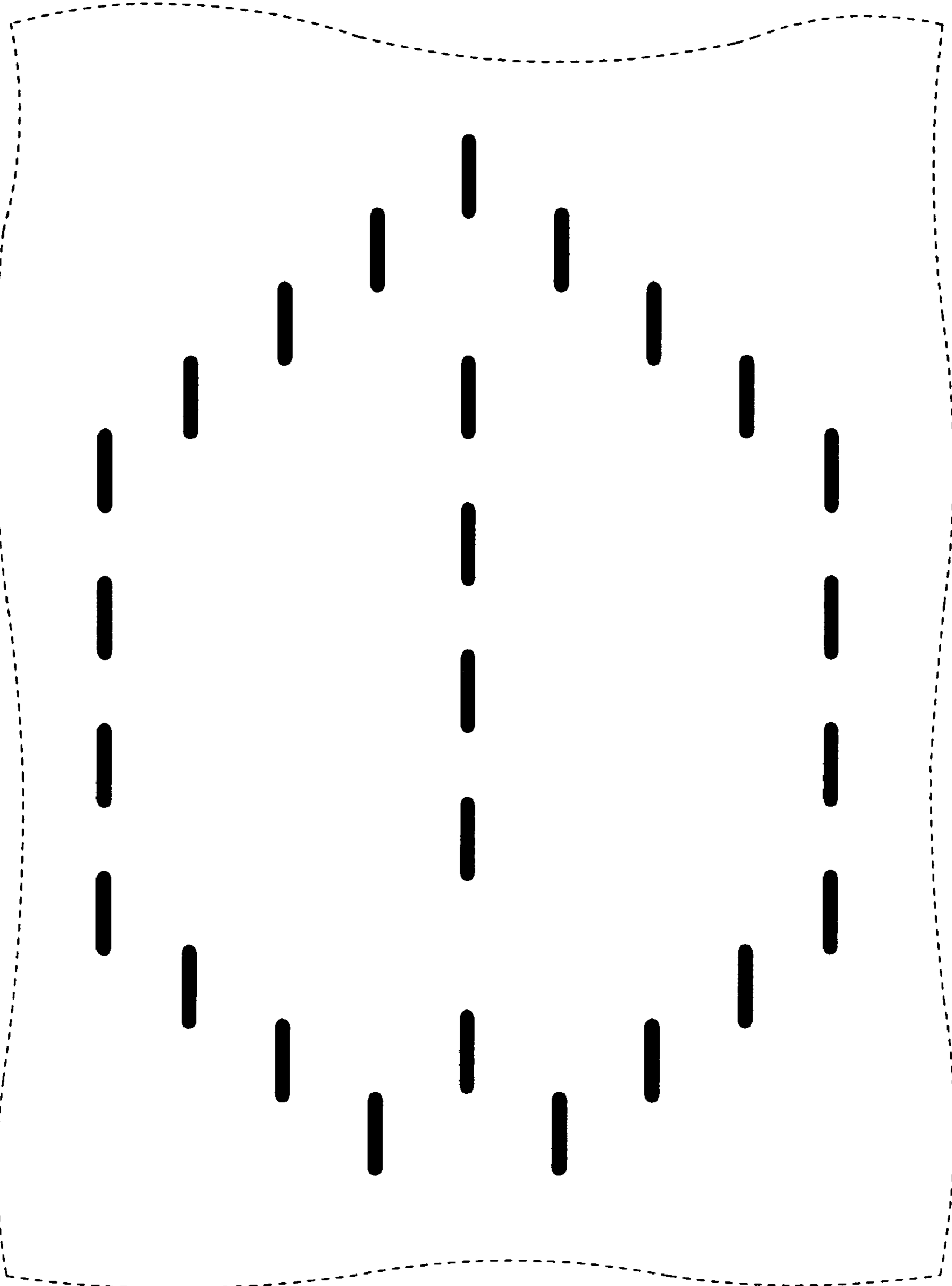


FIG. 2

UNITED STATES PATENT AND TRADEMARK OFFICE  
**CERTIFICATE OF CORRECTION**

PATENT NO. : D614,408 S  
APPLICATION NO. : 29/308449  
DATED : April 27, 2010  
INVENTOR(S) : Koenig

Page 1 of 4

It is certified that error appears in the above-identified patent and that said Letters Patent is hereby corrected as shown below:

The title page, showing an illustrative figure, should be deleted and substitute therefor the attached title page.

In the Drawings

Delete drawing sheets 1-2, and substitute therefor the Drawing Sheets, consisting of FIGS. 1-2,

As shown on the attached pages.

Signed and Sealed this  
Fifteenth Day of April, 2014



Michelle K. Lee  
*Deputy Director of the United States Patent and Trademark Office*

(12) **United States Design Patent**  
**Koenig**

(10) **Patent No.:** **US D614,408 S**  
(45) **Date of Patent:** **\*\* Apr. 27, 2010**

(54) **PATTERN FOR A SHEET**  
(75) **Inventor:** **John William Koenig**, Cincinnati, OH (US)  
(73) **Assignee:** **The Procter & Gamble Company**, Cincinnati, OH (US)  
(\*\*) **Term:** **14 Years**  
(21) **Appl. No.:** **29/308,449**  
(22) **Filed:** **Jun. 18, 2008**  
(51) **LOC (9) Cl.** ..... **05-06**  
(52) **U.S. Cl.** ..... **D5/57; D5/53**  
(58) **Field of Classification Search** ..... D5/1, D5/2, 3, 7, 11, 16, 19, 25, 47, 52, 53, 57, D5/58, 59, 61, 99; D6/595, 603, 608; D24/124, D24/125; 264/258, 284; 428/153, 154, 156, 428/182, 183, 184, 185, 186, 167, 171, 187, 428/195, 542.2, 542.6, 904, 904.4; 162/109, 162/110, 111, 112, 113, 114, 115, 116, 117, 162/204, 205, 361  
See application file for complete search history.

D392,466 S 3/1998 Kendall et al.  
D405,271 S 2/1999 Unwin et al.  
D423,232 S 4/2000 Reid  
D426,709 S 6/2000 Latchoo  
D428,931 S 8/2000 Zutch  
D430,406 S 9/2000 Ingalls  
D430,407 S \* 9/2000 Ingalls ..... D5/57  
D438,017 S 2/2001 Reid  
D449,452 S \* 10/2001 Graff et al. .... D5/57  
D453,880 S 2/2002 Cheynet  
D459,093 S 6/2002 Forin  
D463,137 S 9/2002 Monroe et al.  
D518,298 S 4/2006 Hynnek et al.  
D518,648 S \* 4/2006 Broering et al. .... D5/58  
7,597,777 B2 \* 10/2009 Wilke, II ..... 162/117

\* cited by examiner  
*Primary Examiner*—Robert M Spear  
*Assistant Examiner*—Barbara B Lohr  
(74) *Attorney, Agent, or Firm*—Larry L. Huston; Steve W. Miller; Kim W. Zerby

(57) **CLAIM**


The ornamental design for a pattern for a sheet, as shown and described.

**DESCRIPTION**

FIG. 1 is a perspective view of a pattern for a sheet; and, FIG. 2 is a front view of the pattern for a sheet of FIG. 1. The broken lines, side views and rear views form no part of the design hereof in any of the foregoing embodiments.

**1 Claim, 2 Drawing Sheets**

(56) **References Cited**  
**U.S. PATENT DOCUMENTS**  
D349,159 S 7/1994 Huffinan  
D363,610 S 10/1995 Saffran et al.  
D377,270 S 1/1997 Neal  
D382,162 S 8/1997 Ertolacci et al.  
D392,108 S \* 3/1998 Diggins et al. .... D5/57






FIG. 1




FIG. 2