

US00D614396S

(12) **United States Design Patent**  
**Tanghoej et al.**

(10) **Patent No.:** **US D614,396 S**  
(45) **Date of Patent:** **\*\* Apr. 27, 2010**

(54) **CONTAINER FOR MEDICAL DEVICES**

(75) Inventors: **Allan Tanghoej**, Kokkedal (DK);  
**Marlene Corydon Sinvani**, Espergaerde  
(DK); **Jan Torstensen**, Virum (DK)

(73) Assignee: **Coloplast A/S**, Humlebaek (DK)

(\*\*) Term: **14 Years**

(21) Appl. No.: **29/309,808**

(22) Filed: **Oct. 17, 2008**

**Related U.S. Application Data**

(62) Division of application No. 29/263,275, filed on Jul.  
20, 2006, now Pat. No. Des. 588,797.

(30) **Foreign Application Priority Data**

Jan. 20, 2006 (EP) ..... 000465729

(51) **LOC (9) Cl.** ..... **03-01**

(52) **U.S. Cl.** ..... **D3/203.1**

(58) **Field of Classification Search** ..... D24/107,  
D24/224, 100, 121, 114, 115, 216, 112; D9/432,  
D9/502, 503, 439; 206/210, 363, 364, 365;  
422/99-102, 104; 435/228.1, 228.2, 294.1,  
435/295.1; 215/227, 296; D3/203.1-203.8

See application file for complete search history.

(56) **References Cited**

**U.S. PATENT DOCUMENTS**

3,830,703 A \* 8/1974 Beckford ..... 435/288.2

D258,533 S \* 3/1981 Pagels ..... D24/224  
D310,264 S \* 8/1990 Leoncavallo et al. .... D24/224  
D330,429 S \* 10/1992 Lewis et al. .... D24/224  
D344,804 S \* 3/1994 Muniz ..... D24/224  
5,325,980 A \* 7/1994 Grimm et al. .... 220/212  
D439,345 S \* 3/2001 Herchenbach et al. .... D24/224  
D542,914 S \* 5/2007 Tanghoj ..... D24/112  
2001/0008614 A1 \* 7/2001 Aronowitz ..... 422/101  
2001/0039058 A1 \* 11/2001 Itheme et al. .... 436/180

\* cited by examiner

*Primary Examiner*—Ian Simmons

*Assistant Examiner*—Christopher Lee

(74) *Attorney, Agent, or Firm*—Jacobson Holman PLLC

(57) **CLAIM**

The ornamental design for a container for medical devices, as  
shown and described.

**DESCRIPTION**

FIG. 1 is a perspective view showing our new design for a  
container for medical devices,

FIG. 2 is a side view thereof, the opposite side being a mirror  
image,

FIG. 3 is a top view thereof; and,

FIG. 4 is a bottom view thereof.

**1 Claim, 2 Drawing Sheets**

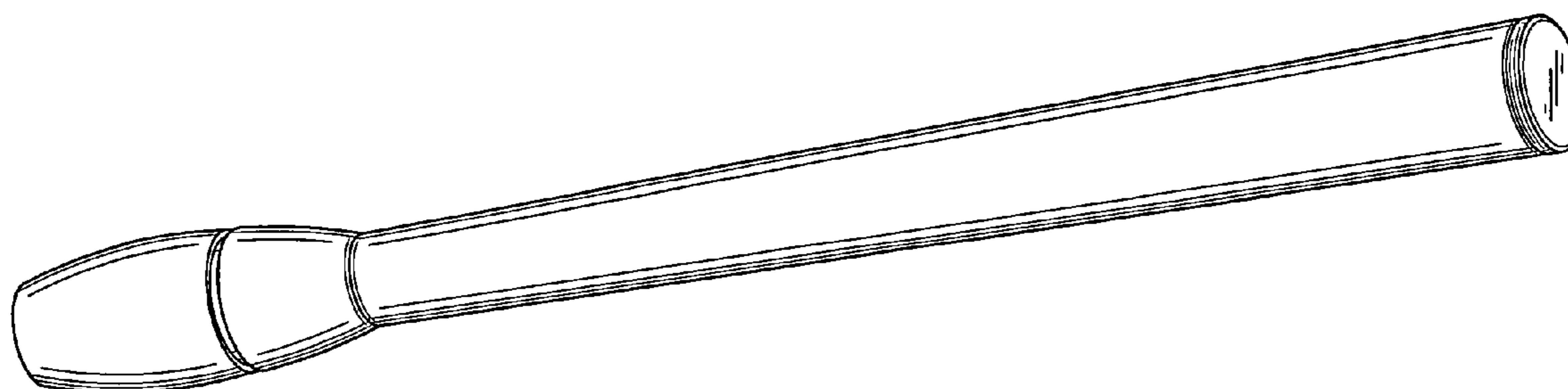


FIG. 1

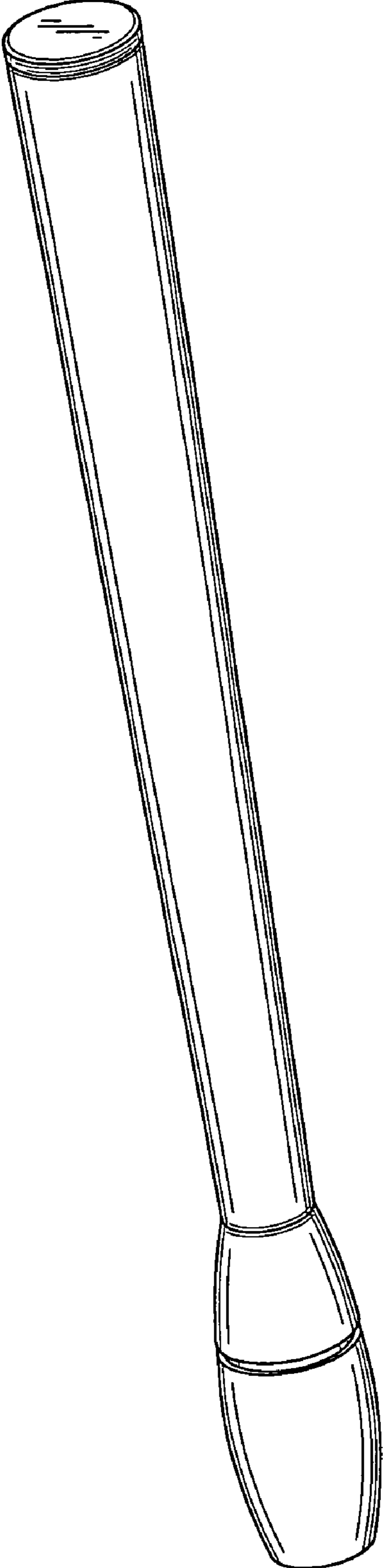


FIG. 2

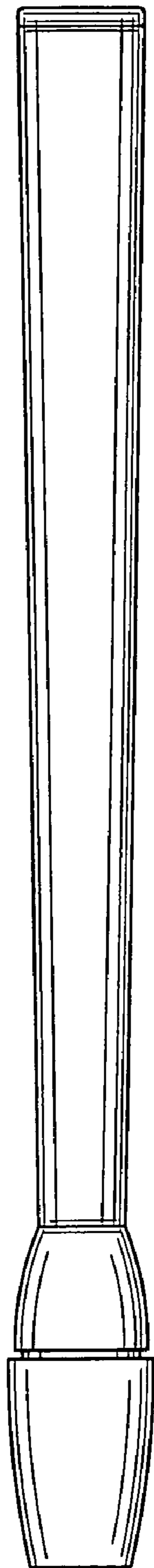


FIG. 3

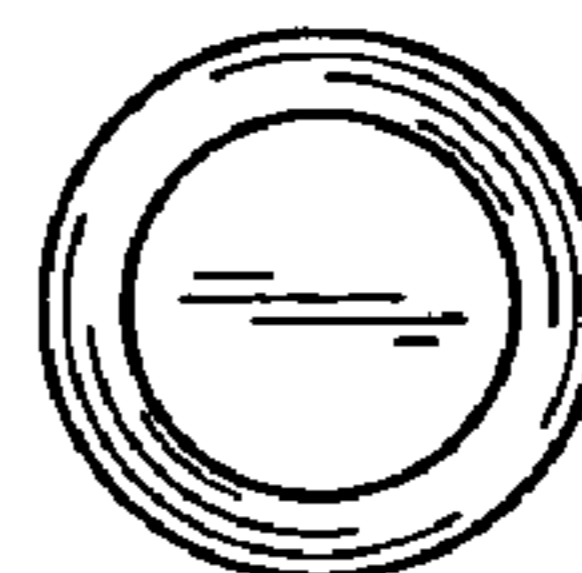


FIG. 4

