



US00D614391S

(12) **United States Design Patent**  
**Stauffer**

(10) **Patent No.:** **US D614,391 S**  
(45) **Date of Patent:** **\*\* Apr. 27, 2010**

(54) **SHOE UPPER**

(75) Inventor: **Morgan Stauffer**, Portland, OR (US)

(73) Assignee: **NIKE, Inc.**, Beaverton, OR (US)

(\*\*) Term: **14 Years**

(21) Appl. No.: **29/355,098**

(22) Filed: **Feb. 2, 2010**

(51) **LOC (9) Cl.** ..... **02-99**

(52) **U.S. Cl.** ..... **D2/972**

(58) **Field of Classification Search** ..... D2/896,  
D2/902, 906-912, 943, 944, 969, 972-974;  
36/45-49, 50.1, 77 M, 77 R, 83, 88, 113,  
36/114, 126-131

See application file for complete search history.

(56) **References Cited**

**U.S. PATENT DOCUMENTS**

D265,016 S	6/1982	Haddox	
D272,866 S *	3/1984	Casetta	D2/908
D284,041 S *	6/1986	Yoshitake	D2/908
D305,379 S	1/1990	Brown et al.	
D315,054 S	3/1991	Hatfield	
D331,827 S	12/1992	Coley et al.	
D334,088 S	3/1993	Teague	
D334,277 S	3/1993	Teague	
D335,207 S	5/1993	Lucas	
D337,648 S	7/1993	Avar	
D337,872 S	8/1993	Bevier	
D337,873 S	8/1993	Backus	
D342,147 S	12/1993	Morris	
D347,310 S	5/1994	Johnson et al.	
D347,725 S	6/1994	Brown et al.	
D361,886 S	9/1995	Johnson	
D385,396 S *	10/1997	Morris	D2/969
D430,724 S	9/2000	Matis et al.	
D438,694 S	3/2001	Matis et al.	
D441,183 S	5/2001	McDowell	
D460,253 S *	7/2002	Adams	D2/972
D461,950 S *	8/2002	Adams	D2/969
D473,044 S *	4/2003	McDowell	D2/972
D474,007 S *	5/2003	Akhidime	D2/969

D479,765 S	9/2003	Matis	
D496,153 S	9/2004	Morris	
D500,199 S *	12/2004	Clegg	D2/972
D513,859 S	1/2006	Morris	
D514,298 S	2/2006	Le	
D522,735 S *	6/2006	Mermet	D2/972
D528,760 S	9/2006	Wilken	
D533,340 S *	12/2006	Chung	D2/972
D539,521 S	4/2007	Berend et al.	
D543,347 S	5/2007	Holmes	
D548,938 S *	8/2007	Belley et al.	D2/969
D559,518 S	1/2008	Belley	

(Continued)

**OTHER PUBLICATIONS**

Nike Footwear Catalog Spring 1992; p. 86, published May 1991.

(Continued)

*Primary Examiner*—Dominic Simone  
(74) *Attorney, Agent, or Firm*—Banner & Witcoff, Ltd.

(57) **CLAIM**

The ornamental design for a shoe upper, as shown and described.

**DESCRIPTION**

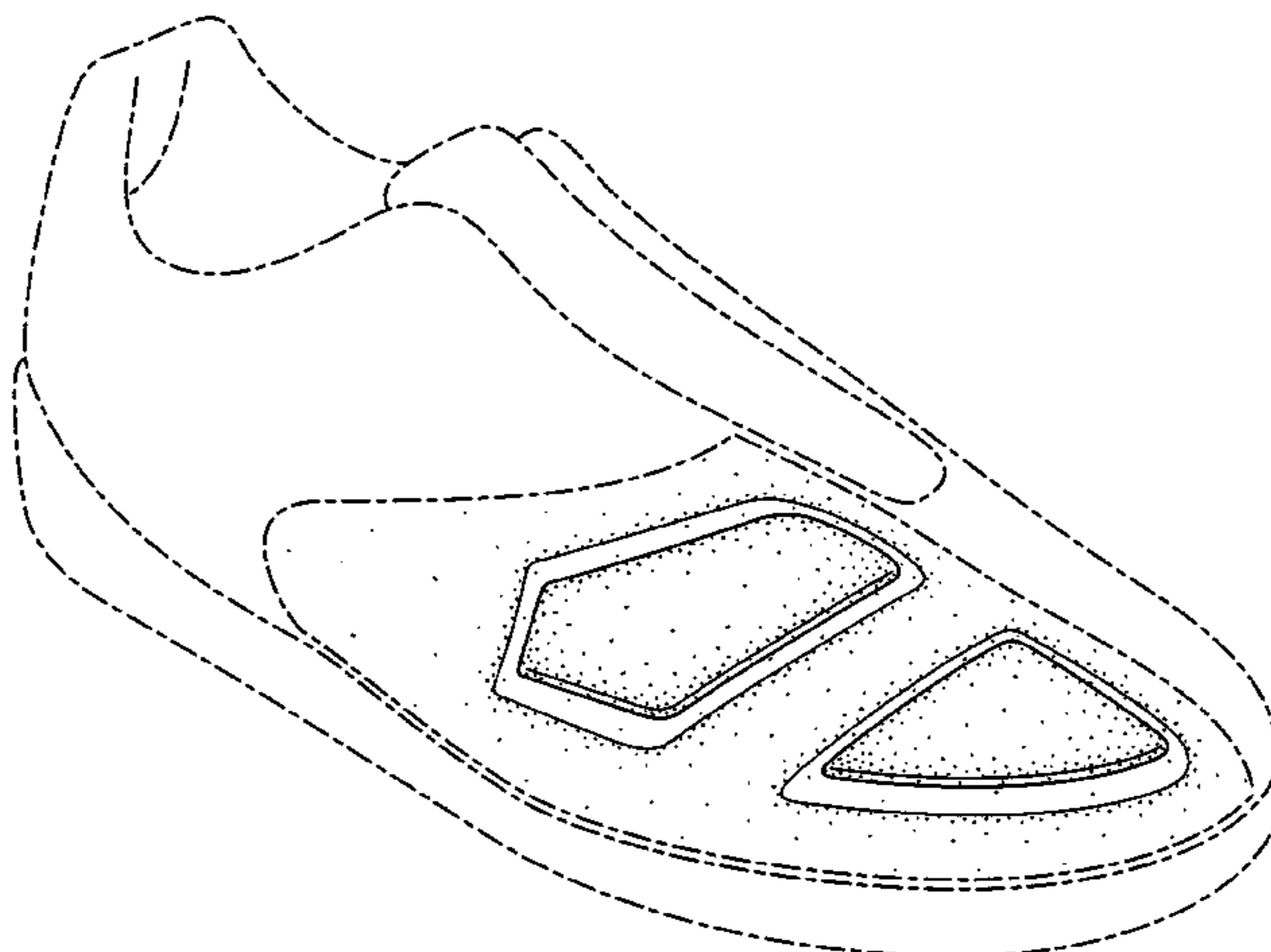
FIG. 1 is a front perspective view of a shoe upper showing my new design;

FIG. 2 is a rear perspective view thereof; and,

FIG. 3 is a side view thereof.

The broken lines immediately adjacent to the shaded area represent unclaimed boundaries of the design. The broken lines showing the remainder of the shoe are for environmental purposes only and form no part of the claimed design.

**1 Claim, 3 Drawing Sheets**



# US D614,391 S

Page 2

---

## U.S. PATENT DOCUMENTS

D563,657 S \* 3/2008 Matis et al. .... D2/969  
D569,092 S \* 5/2008 Mayden ..... D2/972  
D573,781 S 7/2008 Mayden

## OTHER PUBLICATIONS

Nike Footwear Catalog Fall 1993; pp. 28 and 44, published Dec. 1992.  
Nike Footwear Catalog Holiday 1993; p. 14, published Mar. 1993.  
Nike Footwear Catalog Fall 1994; p. 84, published Nov. 1993.  
Nike Footwear Catalog Holiday 1994; pp. 32 and 34, published Mar. 1994.  
Nike Footwear Catalog Spring 1994; p. 52, published Jun. 1993.  
Nike Footwear Catalog Fall 1999; pp. W10 and W42, published Nov. 1998.  
Nike Footwear Catalog Late Fall 1999; p. 20, published Mar. 1999.

Nike Footwear Catalog Holiday 1999; p. W15, published Mar. 1999.  
Nike Footwear Catalog Spring 2001 (2); p. M21, published Jun. 2000.  
Nike Footwear Catalog Late Spring 2001 (2); p. M77, published Sep. 2000.  
Nike Footwear Catalog Holiday 2001; p. W14, published Feb. 2001.  
Nike Footwear Catalog Spring 2002; p. W14, published Jun. 2001.  
Nike Footwear Catalog Late Spring 2002; p. M19, published Sep. 2001.  
Nike Footwear Catalog Fall 2002; p. M19, published Nov. 2001.  
Nike Footwear Catalog Late Spring 2004; pp. M57 and W49, published Sep. 2003.  
Nike Footwear Catalog Holiday 2006; p. 139, published Mar. 2006.  
Nike Footwear Catalog Spring 2007; p. 62, published Jun. 2006.  
Nike Footwear Catalog Fall 2007; p. 74, published Nov. 2006.  
Nike Footwear Catalog Fall 2009; p. 114, published Nov. 2008.

\* cited by examiner

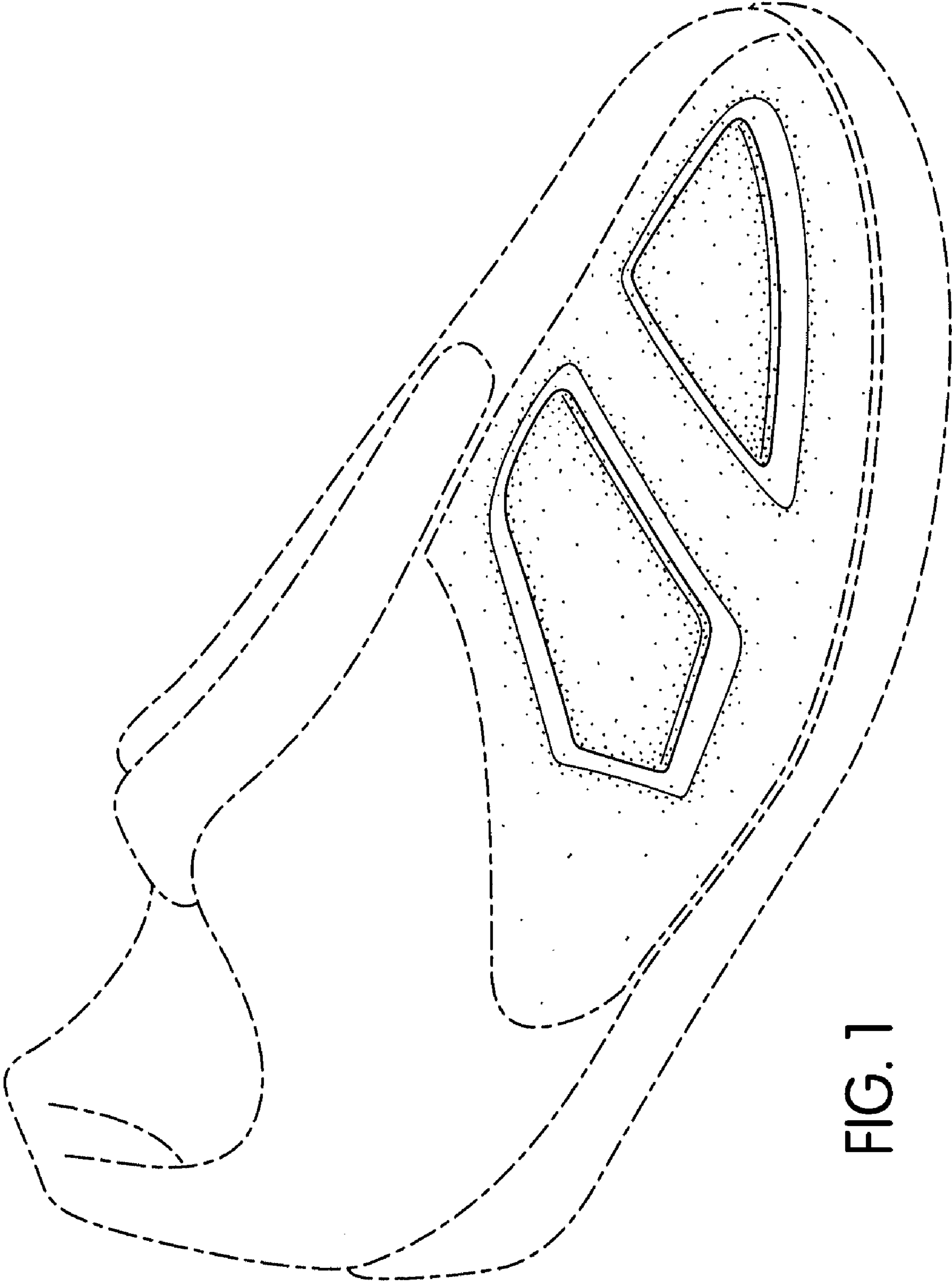


FIG. 1

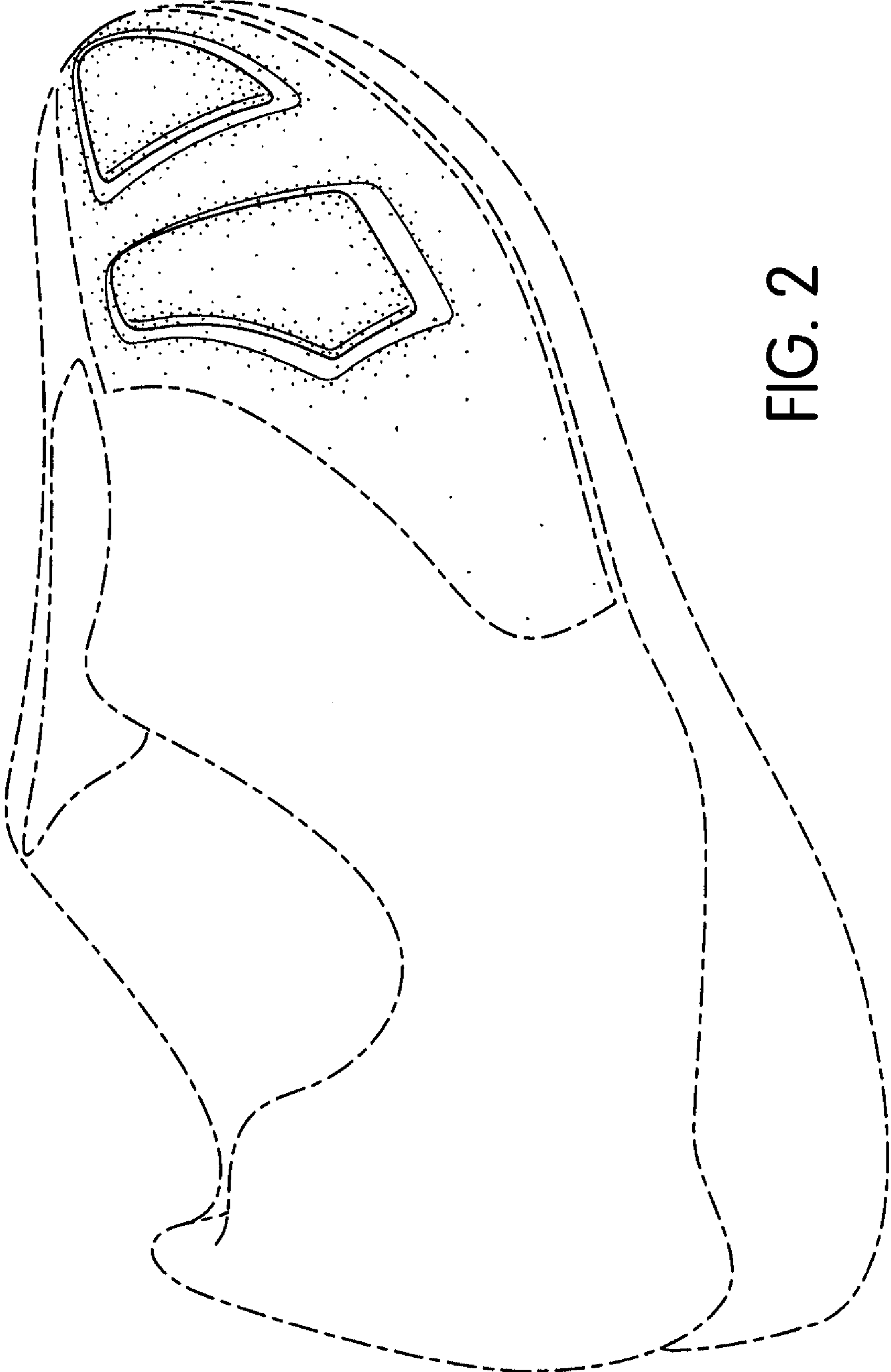


FIG. 2

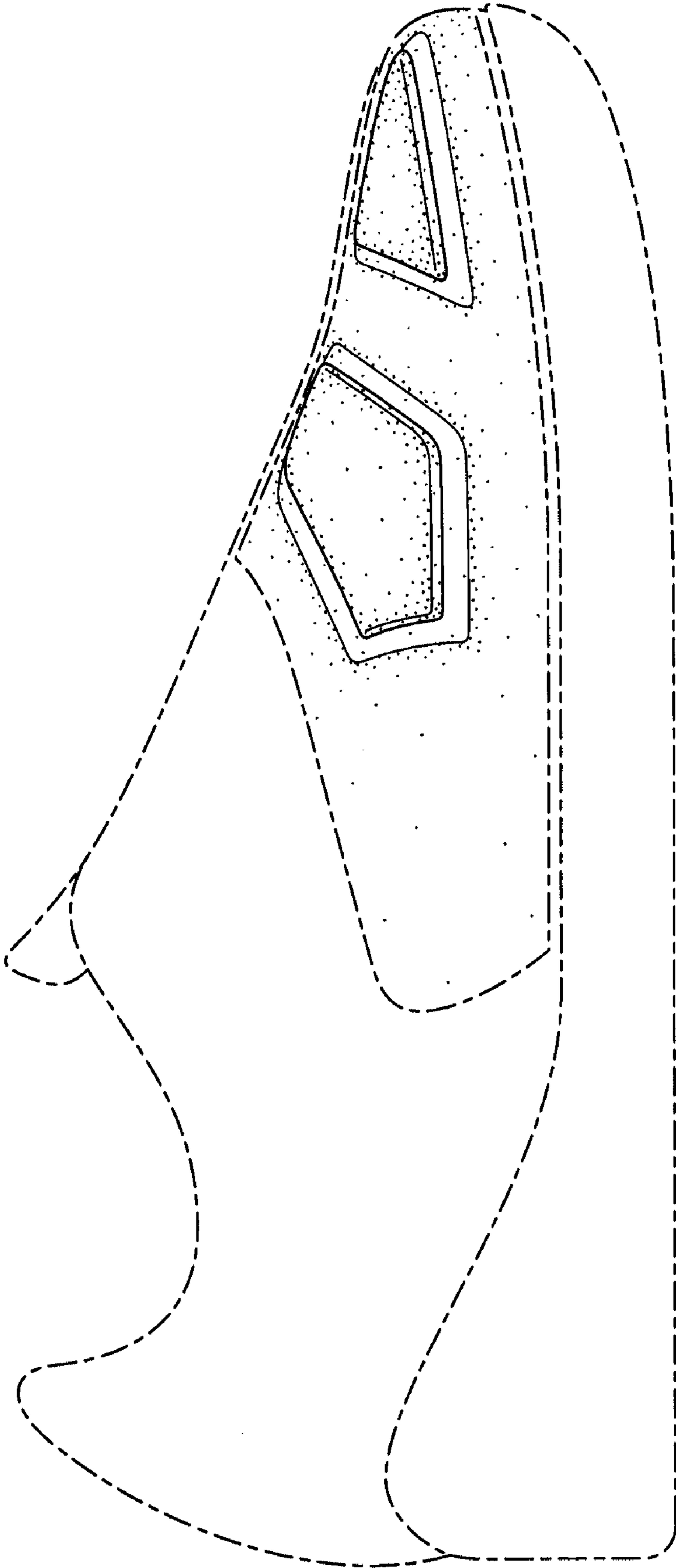


FIG. 3