



US00D614381S

(12) **United States Design Patent**
MacIntyre

(10) **Patent No.:** **US D614,381 S**
(45) **Date of Patent:** **** Apr. 27, 2010**

(54) **FOOTWEAR**

(75) Inventor: **Jennifer MacIntyre**, Santa Barbara, CA
(US)

(73) Assignee: **Deckers Outdoor Corporation**, Goleta,
CA (US)

(**) Term: **14 Years**

(21) Appl. No.: **29/350,091**

(22) Filed: **Nov. 11, 2009**

(51) **LOC (9) Cl.** **02-04**

(52) **U.S. Cl.** **D2/921**

(58) **Field of Classification Search** D2/896,
D2/901, 919-925, 946, 947, 954, 969, 972,
D2/976; 36/45, 83, 84, 3 A, 3 B, 11, 10,
36/26, 113, 14, 22 R, 7.1 R, 7.6, 7.7, 25 R
See application file for complete search history.

(56) **References Cited**

U.S. PATENT DOCUMENTS

- D127,243 S * 5/1941 Macht D2/921
- D127,604 S * 6/1941 Rivkin D2/900
- D129,206 S * 8/1941 Shelids D2/921
- D132,929 S 6/1942 Shields
- D138,221 S 7/1944 Camerle
- D138,222 S 7/1944 Camerle
- D141,582 S 6/1945 Margouleff
- D141,590 S 6/1945 Margouleff
- D142,914 S 11/1945 Silver
- D159,761 S * 8/1950 Stromberg D2/910
- D166,789 S 5/1952 Alpert
- D173,286 S * 10/1954 Silver D2/921
- D174,143 S * 3/1955 Silver D2/897
- D175,371 S * 8/1955 Silver D2/897
- D251,636 S * 4/1979 Chapman et al. D2/921
- D319,332 S 8/1991 Itzkowitz
- D352,383 S 11/1994 Verin
- D385,690 S 11/1997 Puff
- D436,431 S 1/2001 Agnew et al.

- D516,791 S 3/2006 Le
- D528,749 S 9/2006 Harper
- D529,269 S 10/2006 Belley et al.
- D560,059 S 1/2008 Belley et al.
- D598,183 S 8/2009 Bank

FOREIGN PATENT DOCUMENTS

- EM 000972385 7/2008
- UA 4983 7/2001

OTHER PUBLICATIONS

UGG Australia Fall/Winter 1999 Catalog, model names Tasman, Clugg, Cluggette, Roo, Mate.
UGG Australia Fall/Winter 2004 Catalog, model names Coquette, Sheila, Sid.

* cited by examiner

Primary Examiner—Robert M Spear
Assistant Examiner—Rashida C McCoy
(74) *Attorney, Agent, or Firm*—Greer, Burns & Crain, Ltd.

(57) **CLAIM**

The ornamental design for footwear, as shown and described.

DESCRIPTION

FIG. 1 is a perspective view of footwear showing my new design;

FIG. 2 is a side elevational view thereof;

FIG. 3 is an opposite side elevational view thereof;

FIG. 4 is a front elevational view thereof;

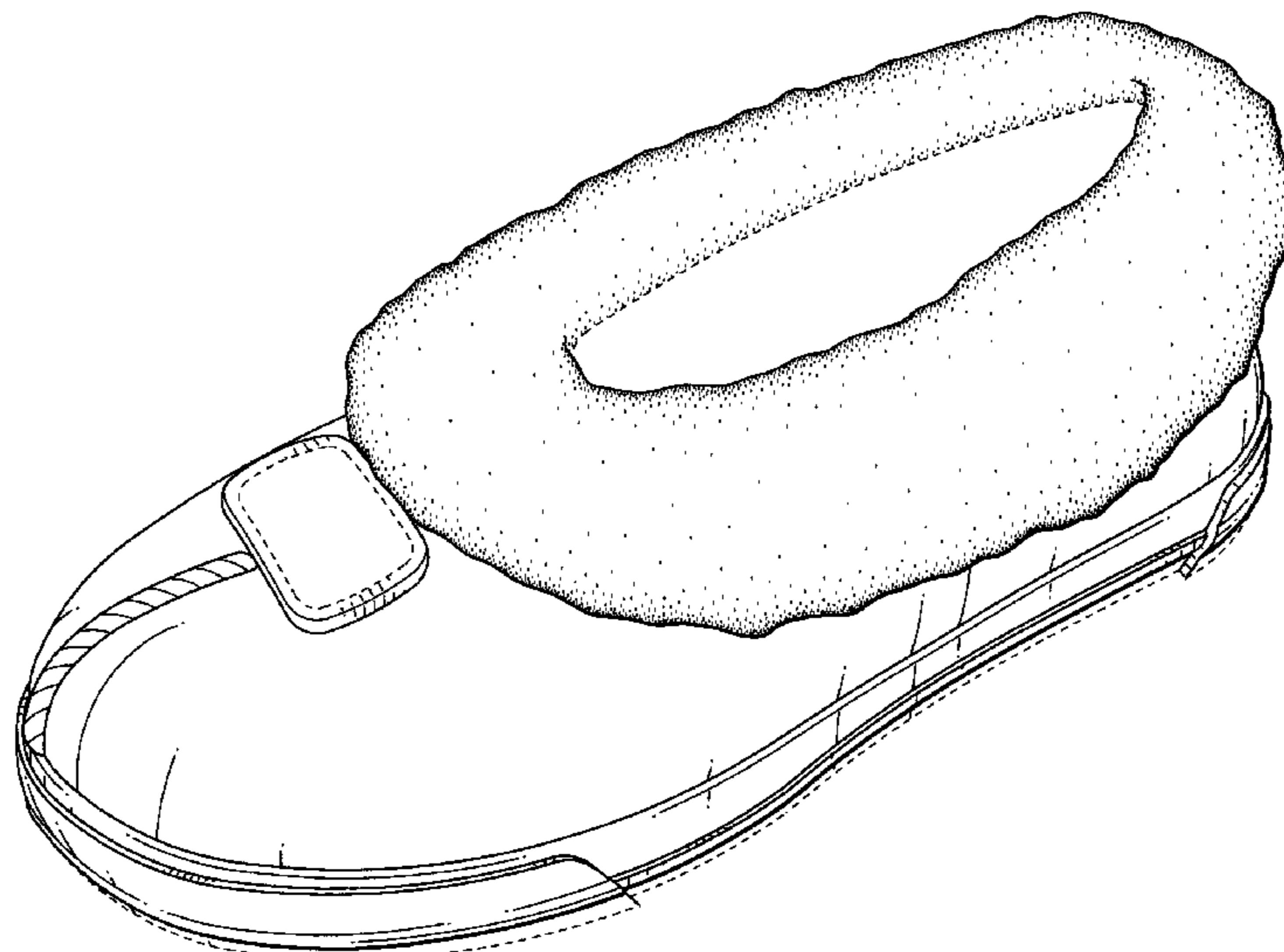
FIG. 5 is a rear elevational view thereof;

FIG. 6 is a top plan view thereof; and,

FIG. 7 is a bottom plan view thereof.

The broken lines in FIGS. 1-7 represent portions of the footwear that form no part of the claimed design. The broken lines which define the bounds of the claimed design forms no part thereof.

1 Claim, 6 Drawing Sheets



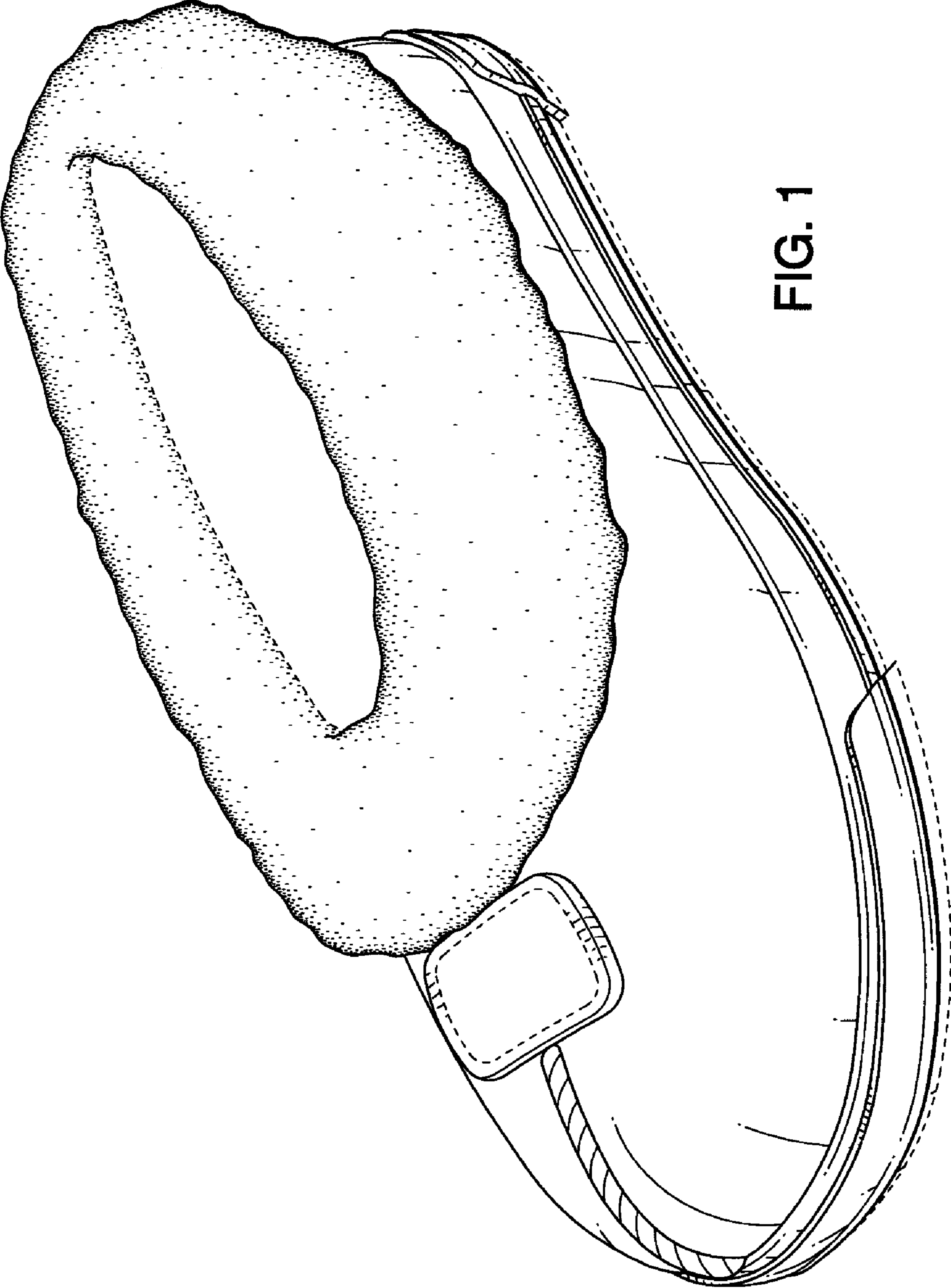


FIG. 1

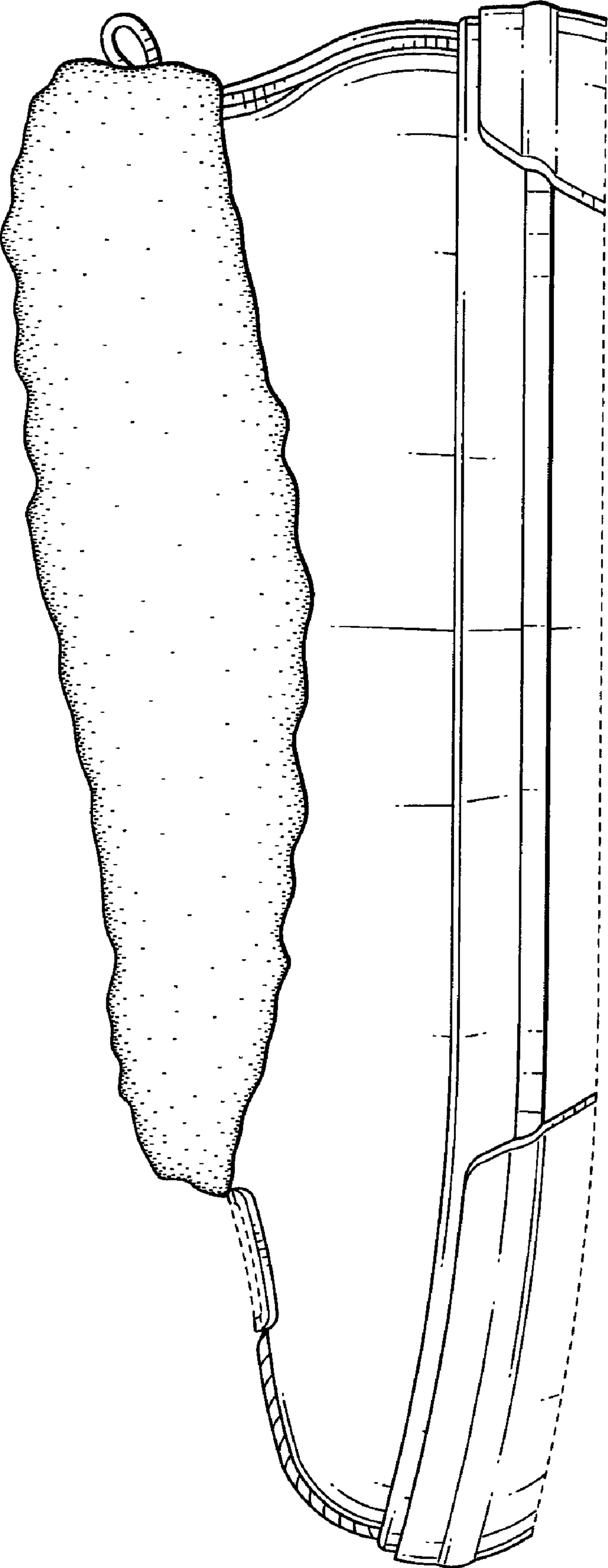


FIG. 2

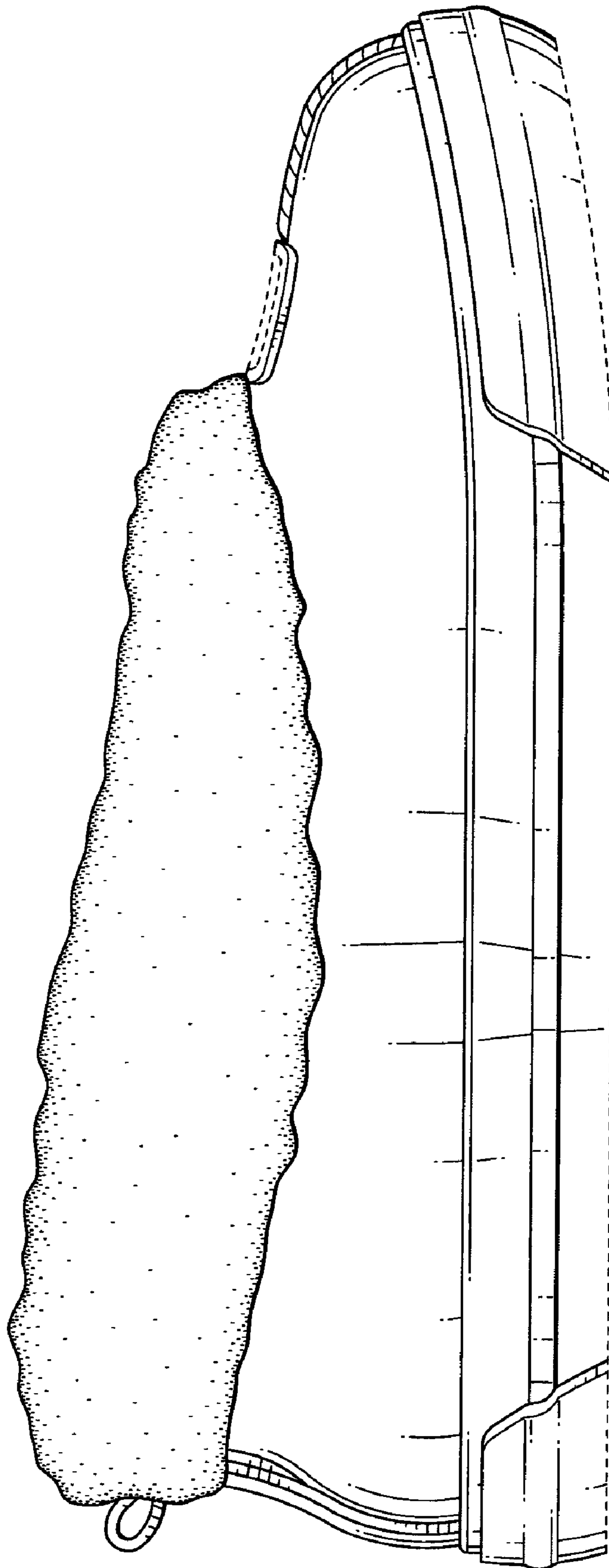


FIG. 3

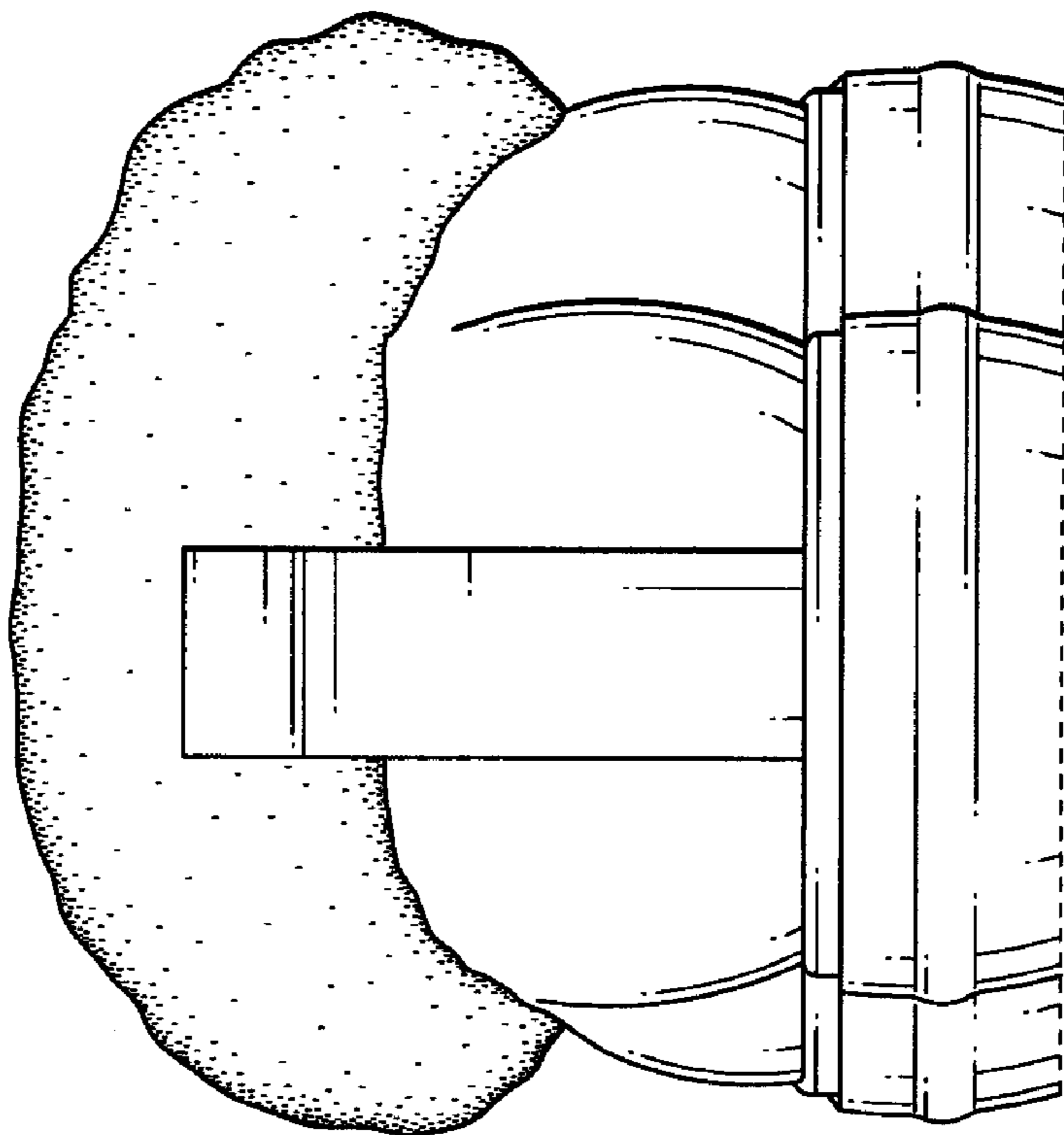


FIG. 5

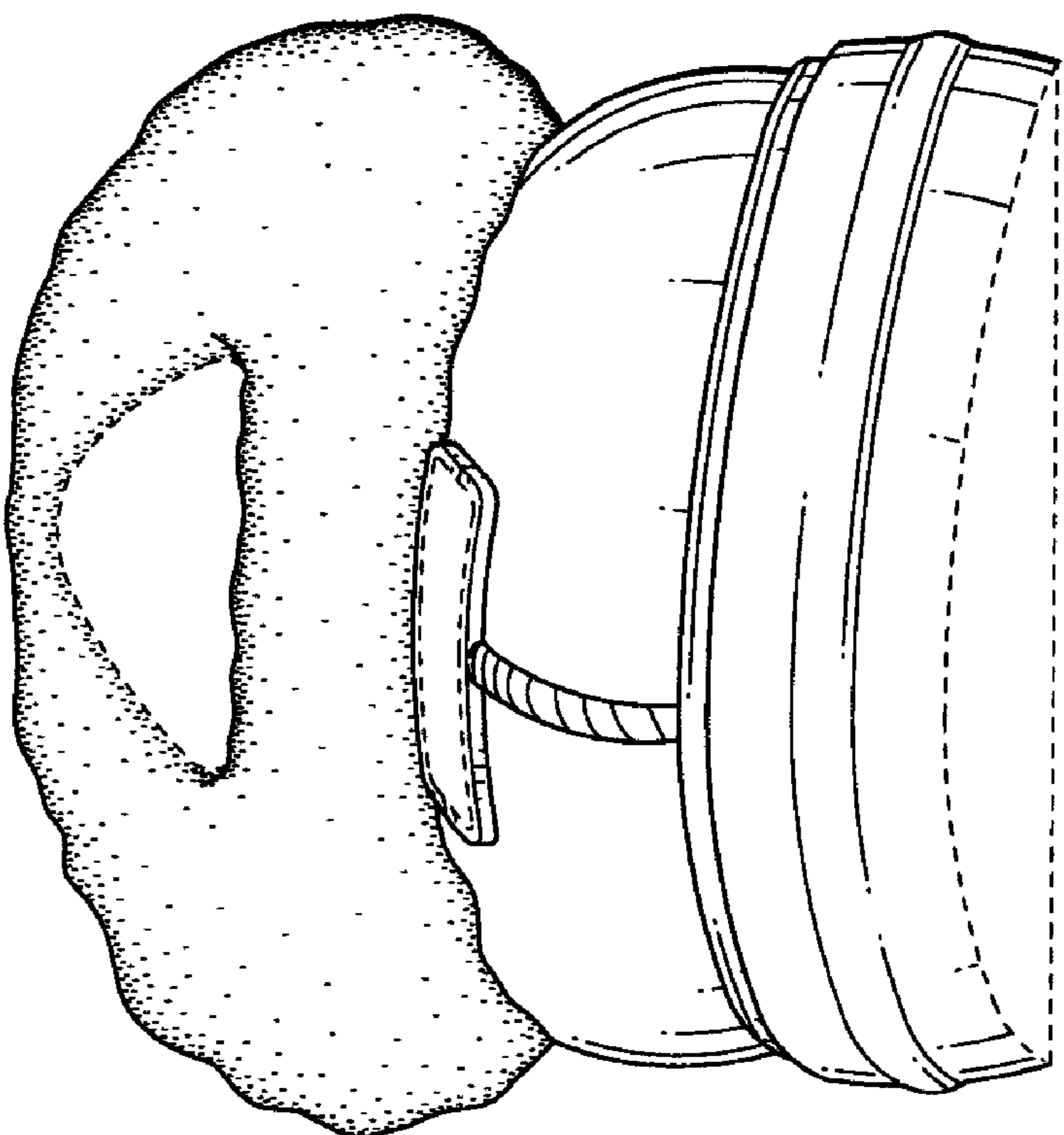


FIG. 4

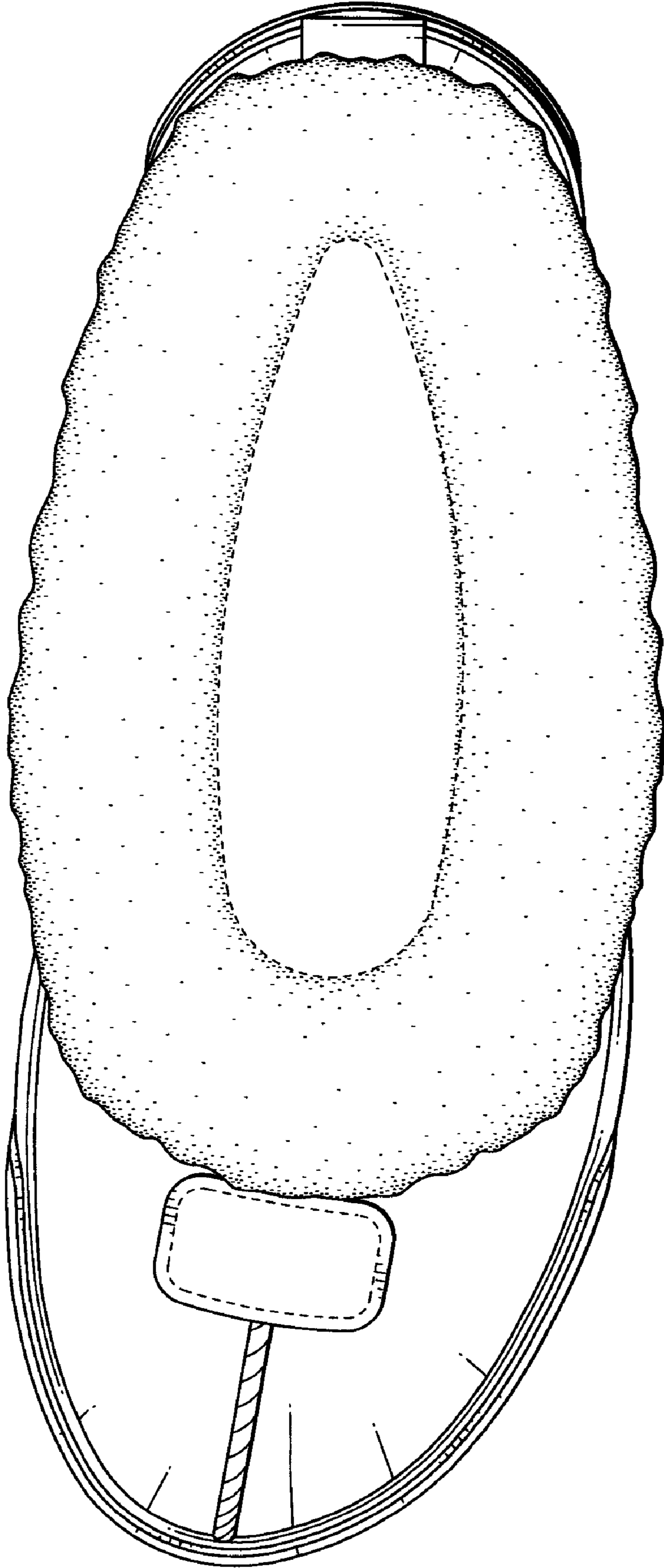


FIG. 6

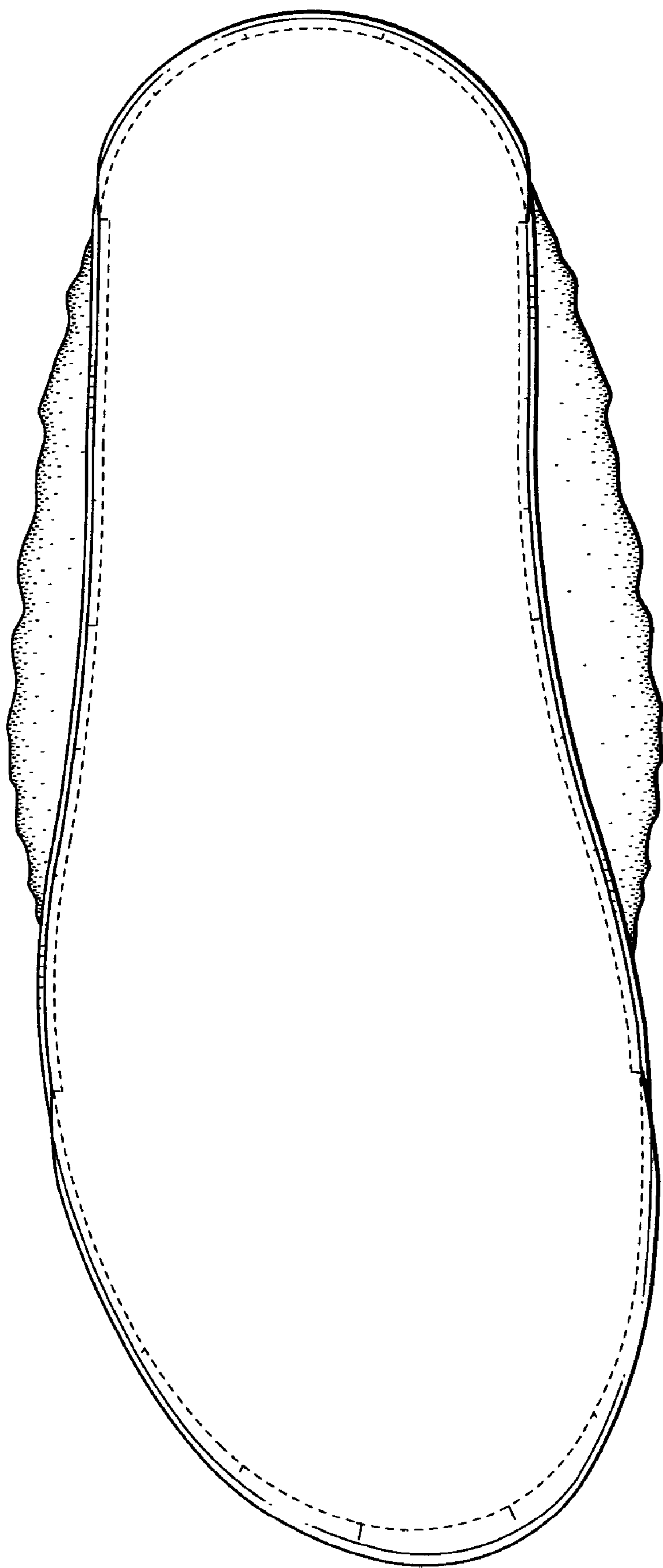


FIG. 7