



US00D614355S

(12) **United States Design Patent**  
**Epstein**

(10) **Patent No.:** **US D614,355 S**  
(45) **Date of Patent:** **\*\* Apr. 20, 2010**

(54) **ILLUMINATED TWEEZERS**  
(76) Inventor: **Kenneth R. Epstein**, 240 E. Marapai Rd., Prescott, AZ (US) 86303

D497,215 S 10/2004 Shaljian  
D506,574 S \* 6/2005 Yip ..... D28/55  
D537,208 S 2/2007 Shaljian  
D544,647 S 6/2007 Israel  
D587,405 S \* 2/2009 Edwards ..... D28/55

(\*\*) Term: **14 Years**

**FOREIGN PATENT DOCUMENTS**

(21) Appl. No.: **29/310,221**

CN 200730111758.3 \* 2/2007

(22) Filed: **Aug. 1, 2008**

\* cited by examiner

(51) **LOC (9) Cl.** ..... **28-03**

*Primary Examiner*—Jennifer Rivard

(52) **U.S. Cl.** ..... **D28/55**

(74) *Attorney, Agent, or Firm*—William Propp

(58) **Field of Classification Search** ..... D28/55;  
294/99.2; 606/210–211; D24/143

(57) **CLAIM**

See application file for complete search history.

The ornamental design for illuminated tweezers, as shown and described.

(56) **References Cited**

**DESCRIPTION**

**U.S. PATENT DOCUMENTS**

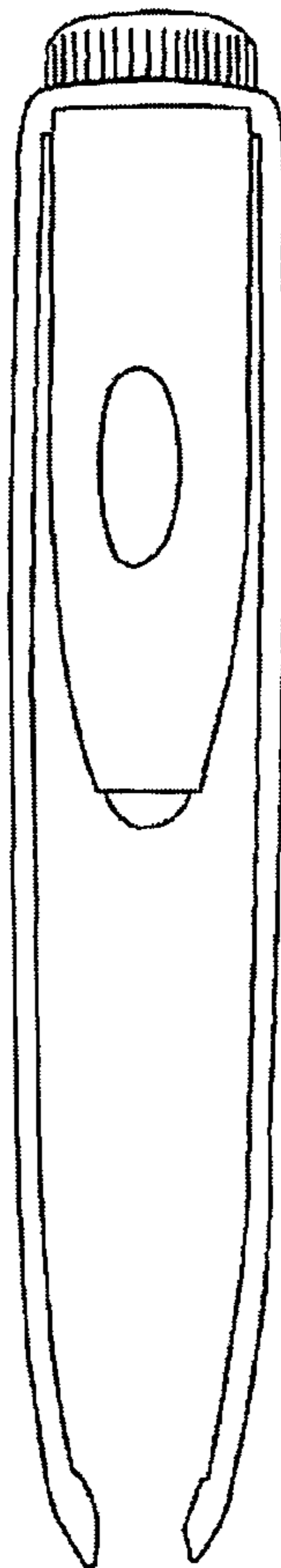
2,376,448 A 5/1945 Neugass  
D171,264 S 1/1954 Peterson et al.  
2,666,843 A \* 1/1954 Zuckerman ..... 362/120  
D175,259 S 8/1955 Johnson et al.  
3,287,547 A 11/1966 Spedding  
3,744,883 A \* 7/1973 Williams ..... 294/99.2  
D253,974 S 1/1980 Nalbandian  
4,494,543 A \* 1/1985 Hart ..... 606/211  
6,502,587 B1 1/2003 Kellum et al.

FIG. 1 is a front view of the illuminated tweezers of the present invention;

FIG. 2 is a perspective view of the illuminated tweezers of the present invention; and,

FIG. 3 is a side view of the illuminated tweezers of the present invention. The opposite side view is a mirror image thereof.

**1 Claim, 3 Drawing Sheets**



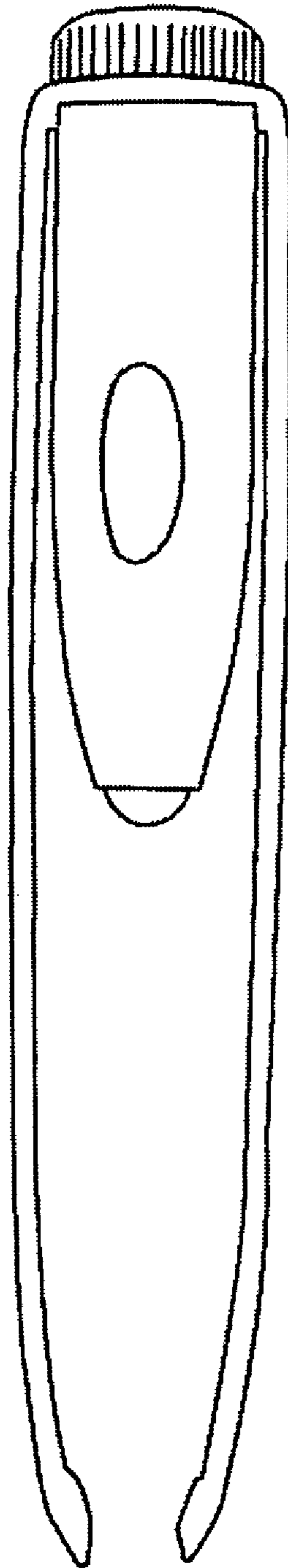


FIG. 1

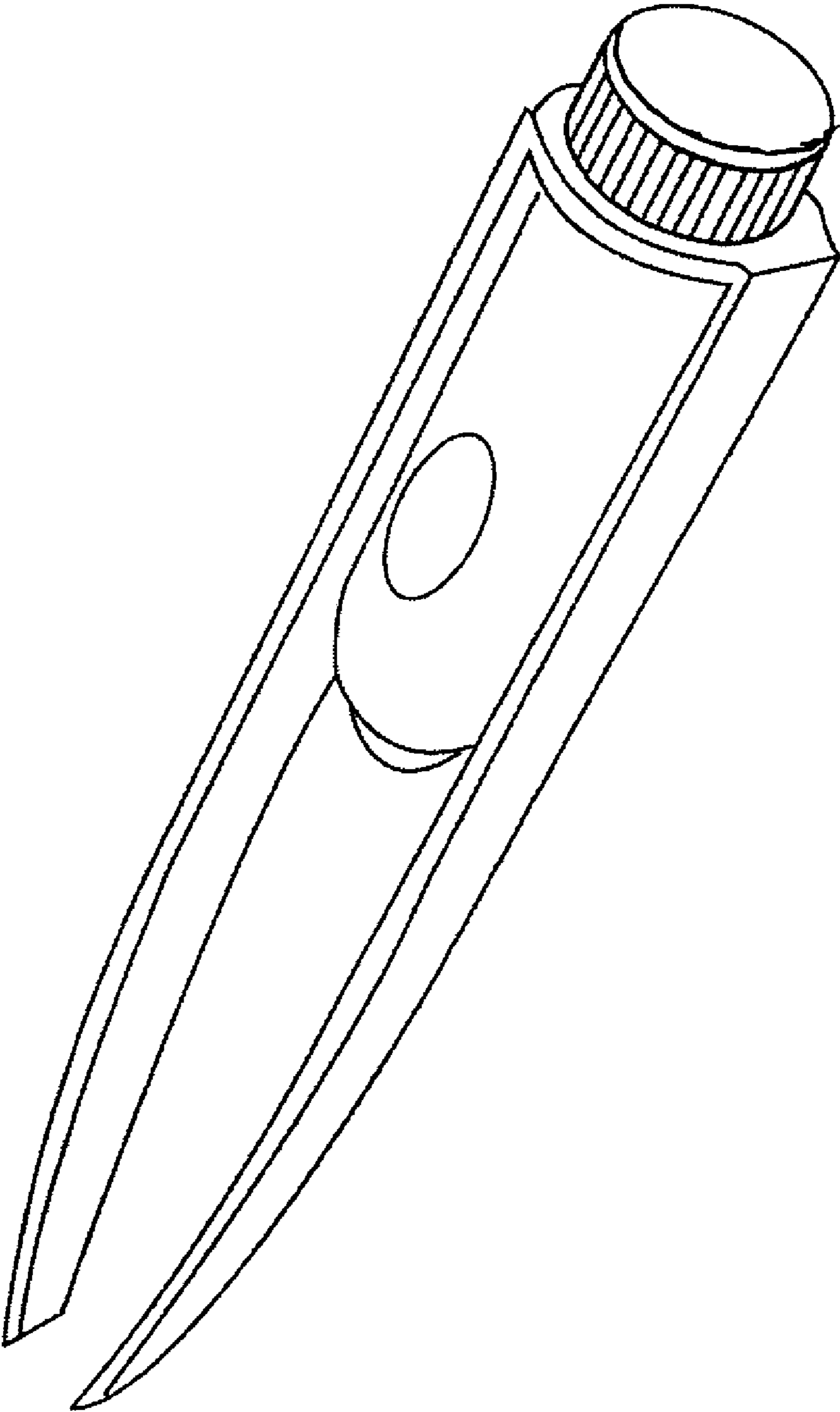


FIG. 2

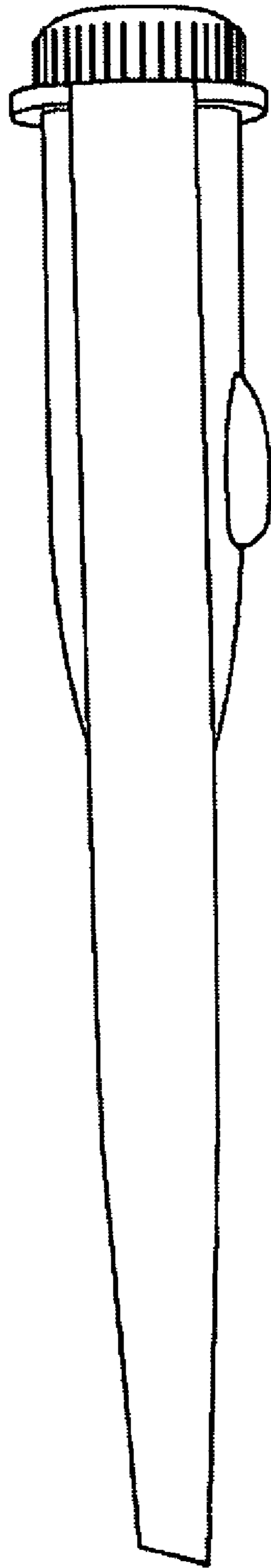


FIG. 3