



US00D614350S

(12) **United States Design Patent**
Tsai

(10) **Patent No.:** **US D614,350 S**
(45) **Date of Patent:** **** Apr. 20, 2010**

(54) **HAIR CLIP**

(76) Inventor: **Kai-Mou Tsai**, 14/F., No. 63, Chilin Rd.,
Chungshan Dist., Taipei City (TW)

(**) Term: **14 Years**

(21) Appl. No.: **29/311,898**

(22) Filed: **Jul. 28, 2009**

(51) **LOC (9) Cl.** **28-03**

(52) **U.S. Cl.** **D28/39**

(58) **Field of Classification Search** D28/21-34,
D28/39-43; 132/101, 126, 128-131, 144,
132/148, 219, 275-284; D11/184; D19/34,
D19/65

See application file for complete search history.

(56) **References Cited**

U.S. PATENT DOCUMENTS

1,675,806	A *	7/1928	Holden	24/561
D116,731	S *	9/1939	Adelstein	D28/42
3,076,465	A *	2/1963	Solomon	132/283
D202,016	S *	8/1965	Solomon	D28/40
4,011,639	A *	3/1977	Koleske	24/561
5,749,382	A *	5/1998	Tsai	132/275
5,775,345	A *	7/1998	Chou	132/278
D428,202	S *	7/2000	Tsai	D28/40

D495,587	S *	9/2004	Kelleghan	D8/356
D515,142	S *	2/2006	Kaplan et al.	D20/43
D568,652	S *	5/2008	Goodman et al.	D6/514
D586,042	S *	2/2009	Tsai	D28/39
D587,401	S *	2/2009	Tsai	D28/39

* cited by examiner

Primary Examiner—Janice E Seeger

Assistant Examiner—Zenia I Bennett

(74) *Attorney, Agent, or Firm*—Rosenberg, Klein & Lee

(57) **CLAIM**

The ornamental design for a hair clip, as shown and described.

DESCRIPTION

FIG. 1 is a perspective view of a hair clip showing my new design;

FIG. 2 is a top plan view thereof;

FIG. 3 is a bottom plan view thereof;

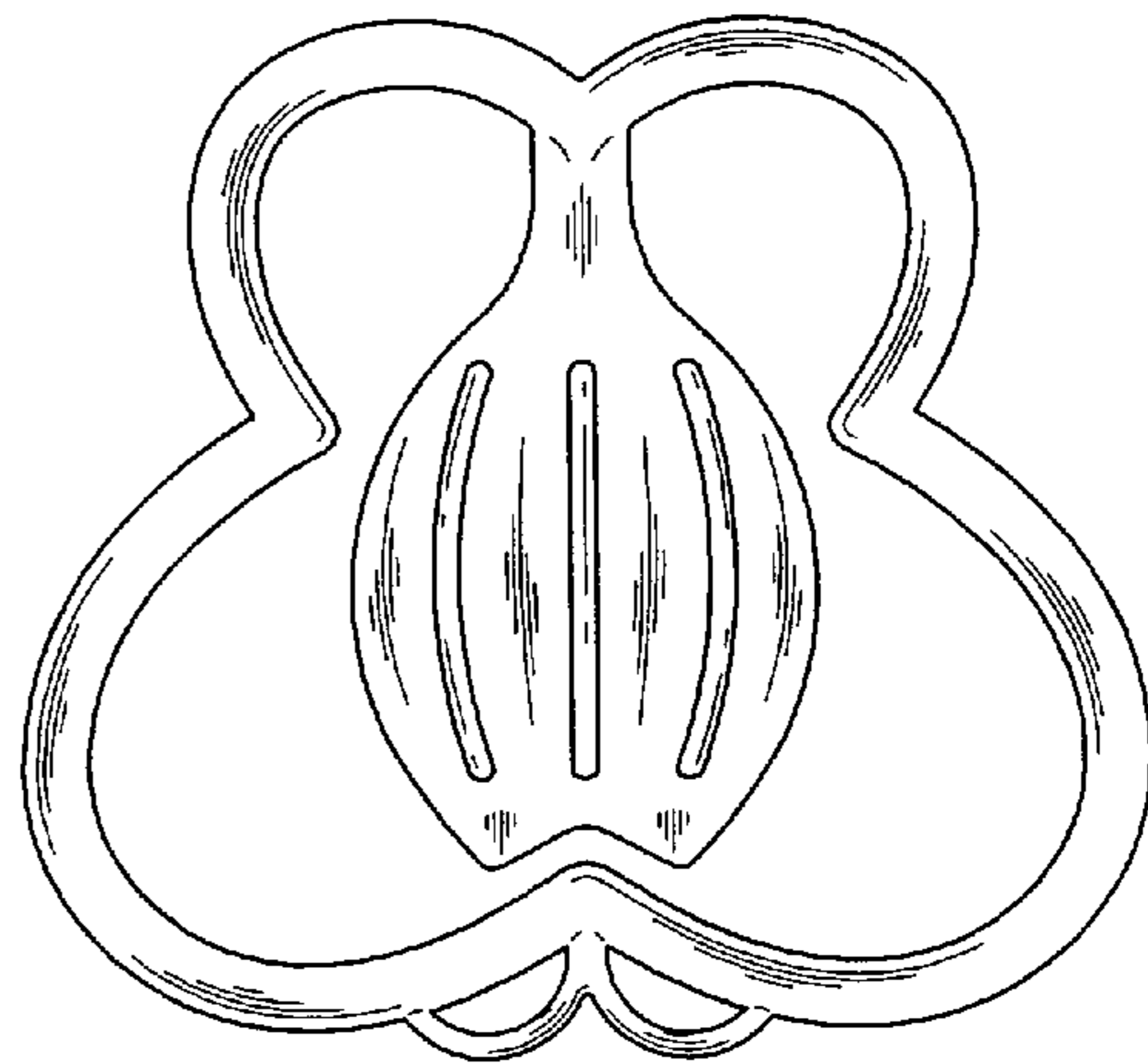
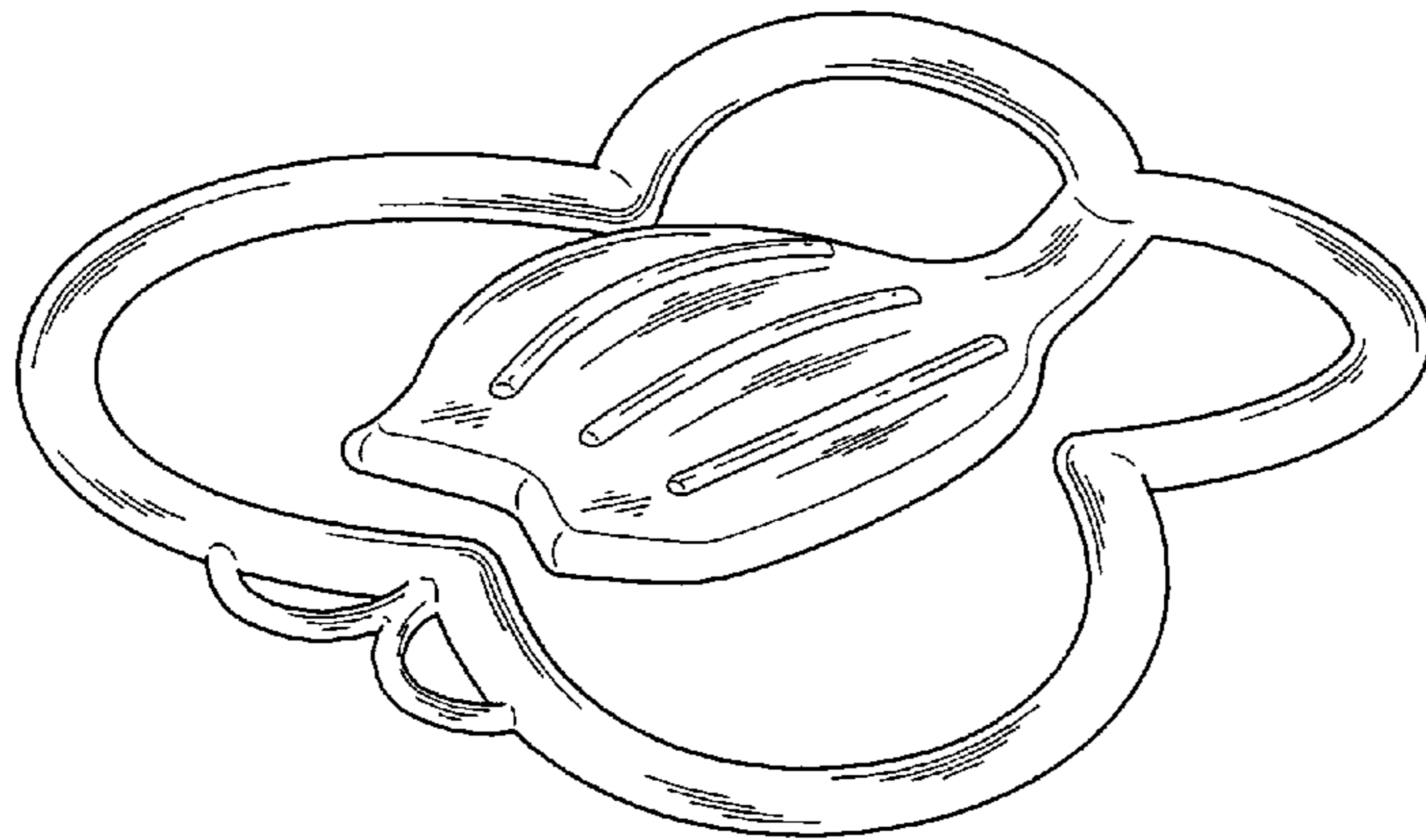
FIG. 4 is a front elevational view thereof;

FIG. 5 is a rear elevational view thereof;

FIG. 6 is a left side elevational view thereof; and,

FIG. 7 is a right side elevational view thereof.

1 Claim, 4 Drawing Sheets



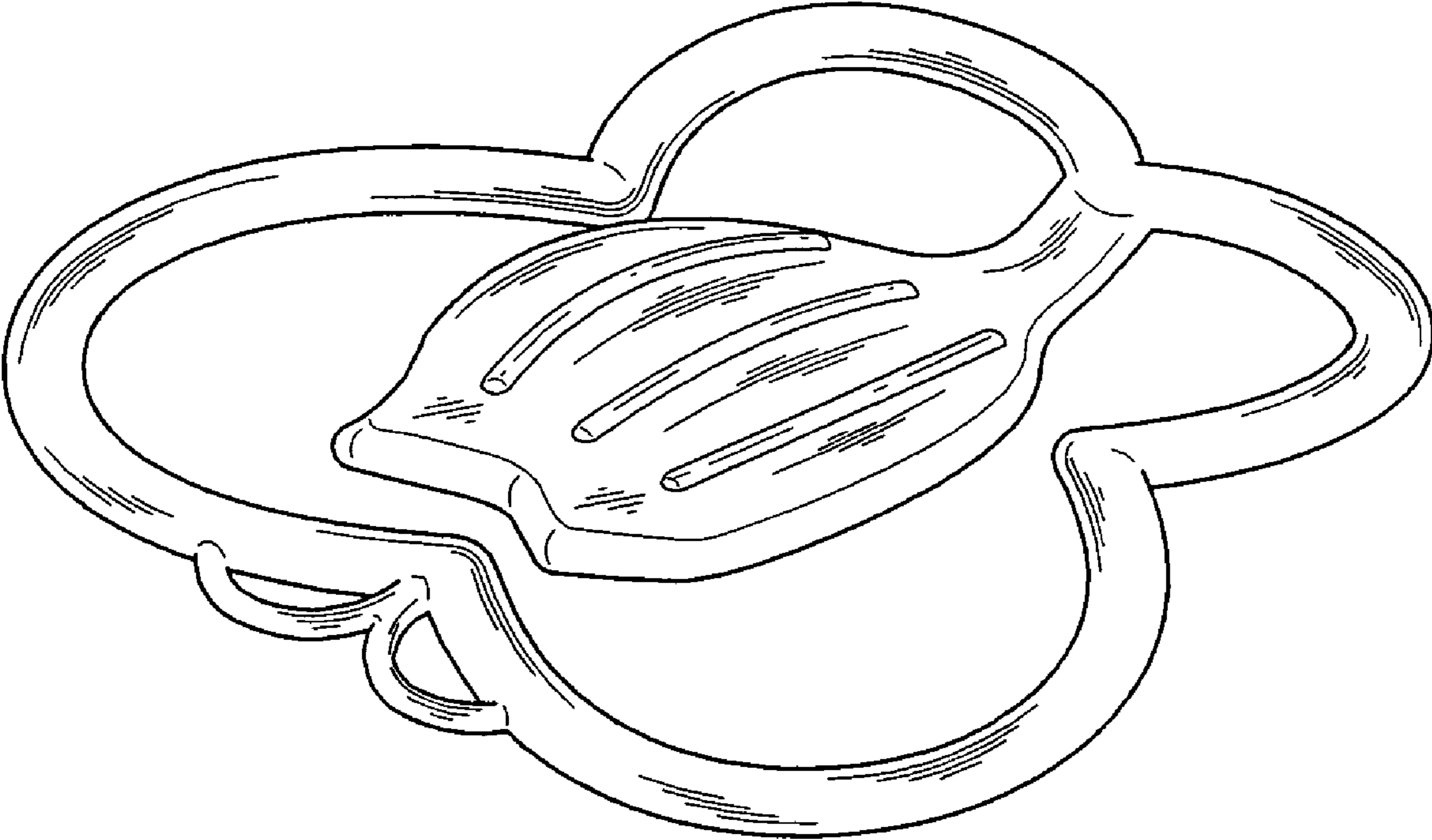


FIG. 1

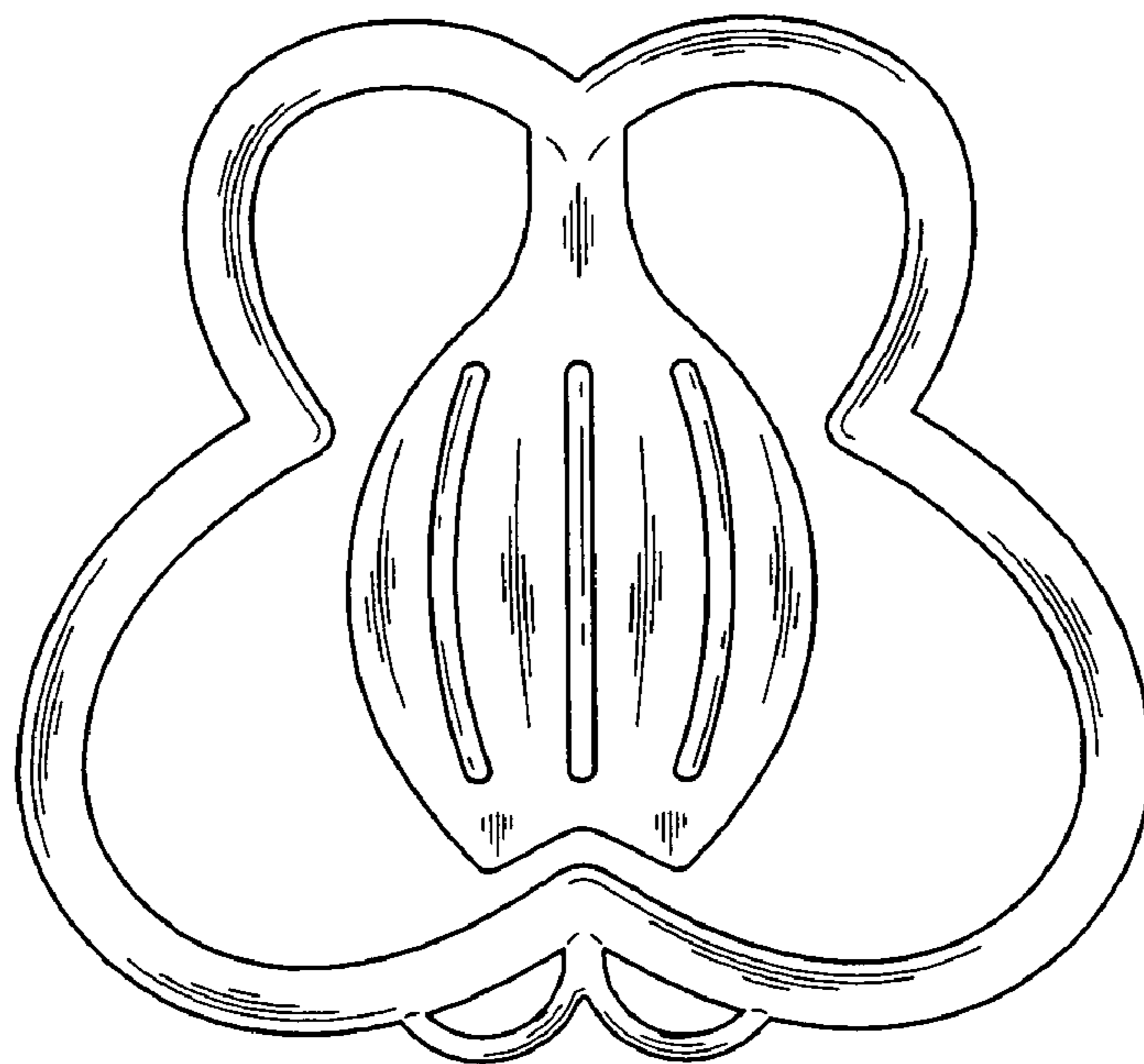


FIG. 2

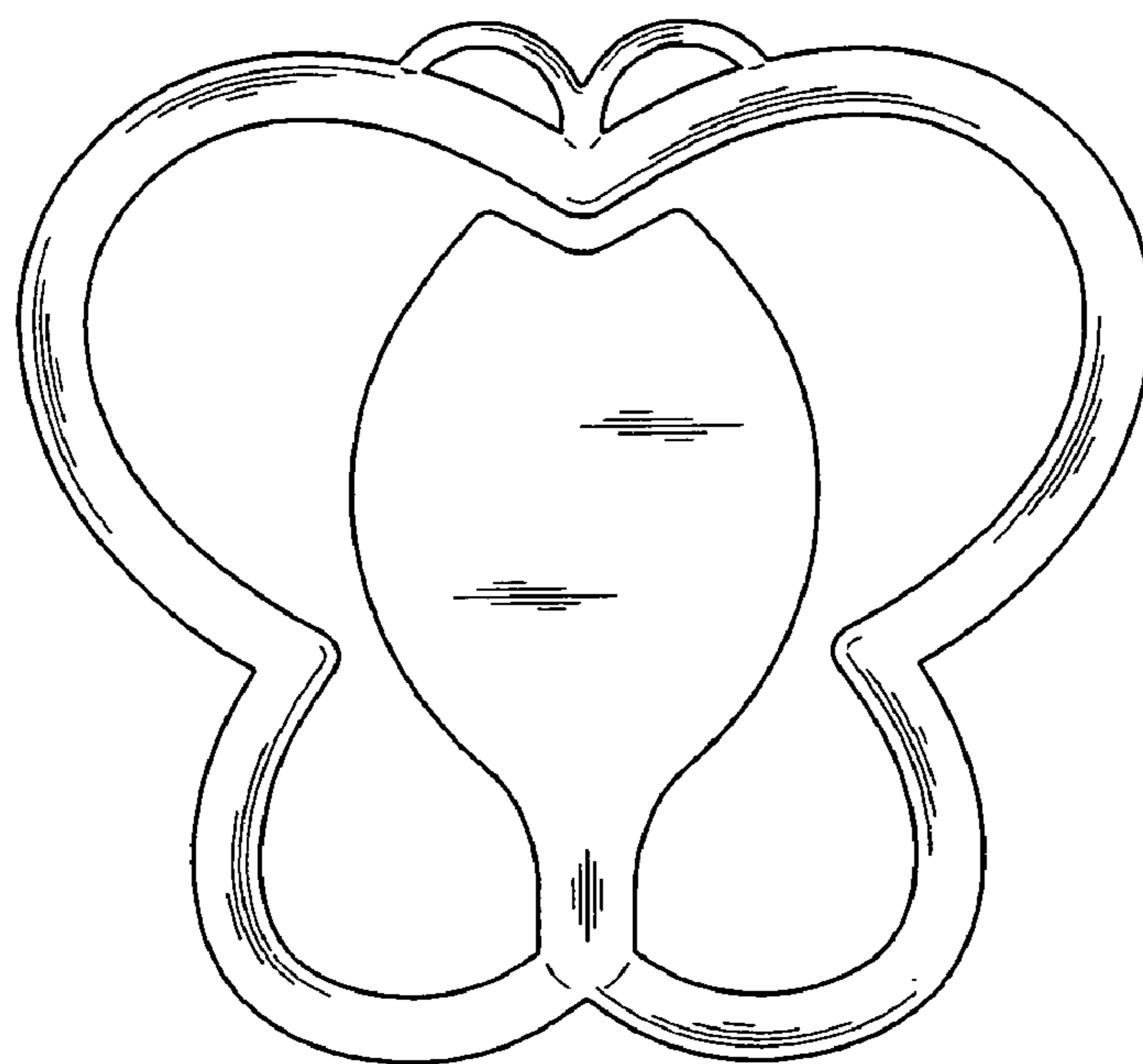


FIG. 3

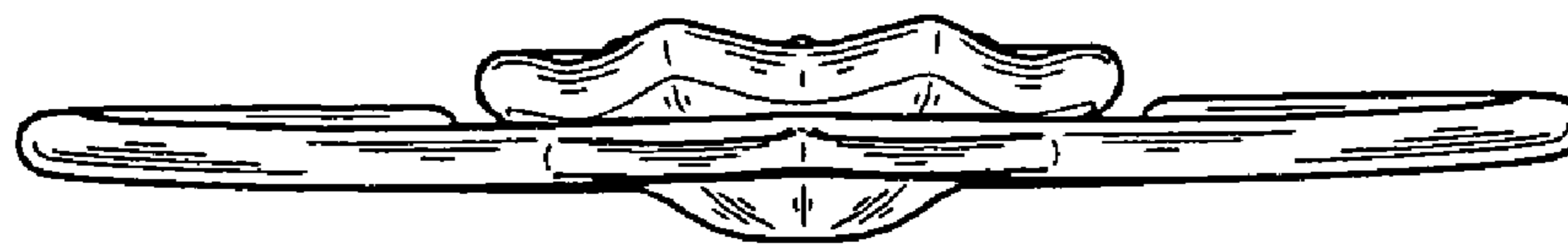


FIG. 4




FIG. 5




FIG. 6




FIG. 7