



US00D614341S

(12) **United States Design Patent**
Sabernig

(10) **Patent No.:** **US D614,341 S**
(45) **Date of Patent:** **** Apr. 20, 2010**

(54) **LIGHT FIXTURE**

- (75) Inventor: **Robert Sabernig**, Munster (AT)
- (73) Assignee: **EGLO Leuchten GmbH**, Innsbruck (AT)
- (**) Term: **14 Years**
- (21) Appl. No.: **29/334,878**
- (22) Filed: **Apr. 3, 2009**

- (51) **LOC (9) Cl.** **26-03**
- (52) **U.S. Cl.** **D26/89**
- (58) **Field of Classification Search** D26/72,
D26/84, 88, 89, 128, 132-137, 152; 362/147,
362/361, 363, 404, 453
See application file for complete search history.

(56) **References Cited**

U.S. PATENT DOCUMENTS

D40,387 S *	12/1909	Noe	D26/137
D81,392 S *	6/1930	Kopp	D26/134
D190,387 S *	5/1961	Wince	D26/89
D214,080 S *	5/1969	Mori	D26/134
3,701,897 A *	10/1972	Pennington et al.	362/278
D240,156 S *	6/1976	von Serda	D26/128
D265,512 S *	7/1982	Thurston	D26/85
D265,513 S *	7/1982	Thurston	D26/85
D307,329 S *	4/1990	Segill et al.	D26/91
RE34,449 E *	11/1993	Segill et al.	D26/91
D574,545 S *	8/2008	Baldele	D26/88
D592,789 S *	5/2009	Sabernig	D26/83

OTHER PUBLICATIONS

Optix fixture #1990/3 shown on p. 205 of the E.L.K. Lighting catalog © 2009.*
 “Garbo” model # 6740-6H by Candice Olson. Shown on p. 31 of the AF Lighting catalog © 2007.*
 * cited by examiner

Primary Examiner—Clare E Heflin
 (74) *Attorney, Agent, or Firm*—Baker & McKenzie LLP

(57) **CLAIM**

The ornamental design for a light fixture, as shown and described.

DESCRIPTION

FIG. 1 is a perspective view of a light fixture in accordance with my design;

FIG. 2 is a bottom plan view of the light fixture in accordance with my design;


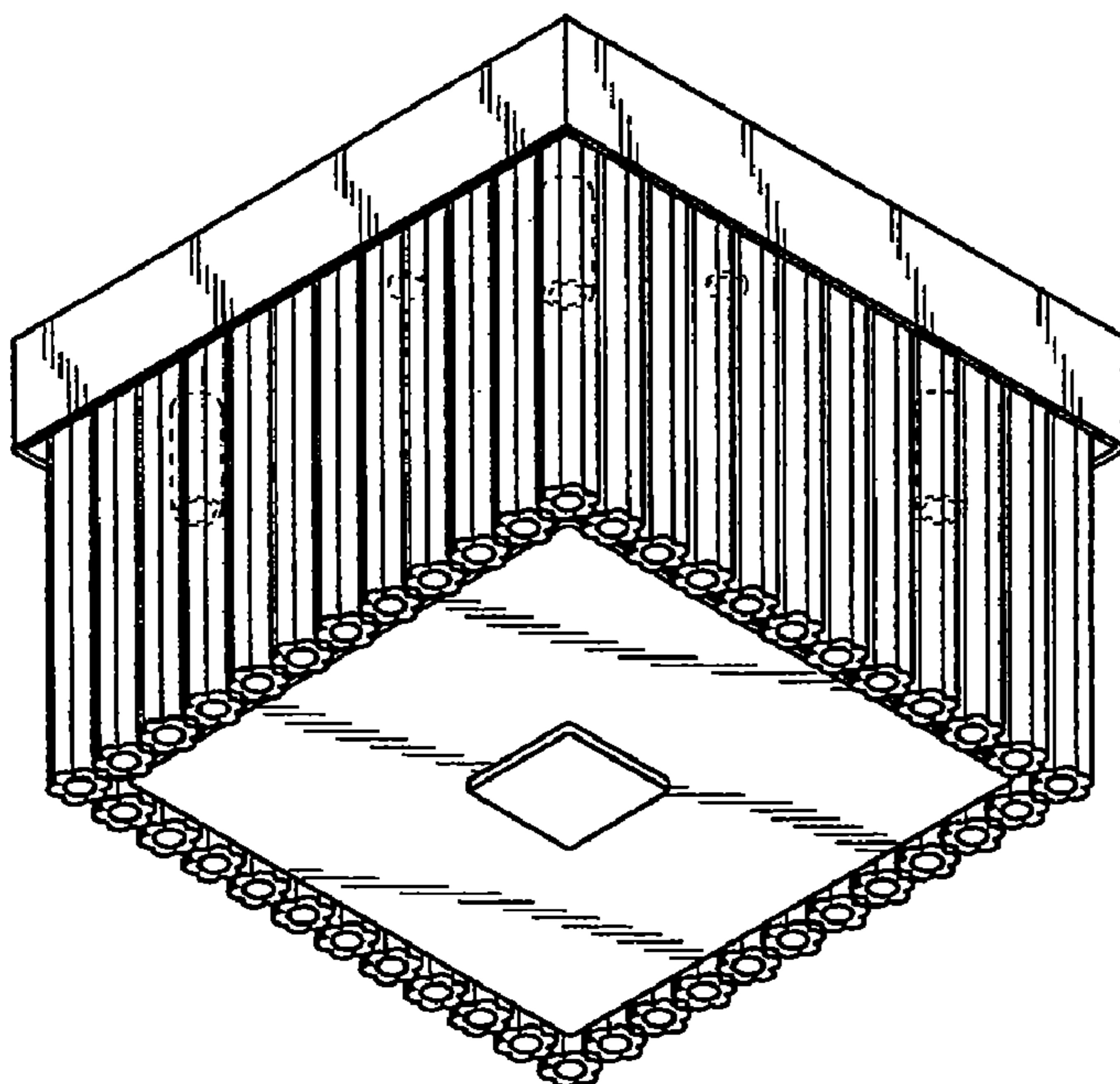
FIG. 3 is a front elevation view of the light fixture in accordance with my design, the opposite side being a mirror image of that shown; and,

FIG. 4 is a side elevation view of the light fixture in accordance with my design, the opposite side being a mirror image of that shown.

The top surface of the light fixture is not shown and therefore forms no part of the claimed design.

The broken-line disclosure of elements are understood to represent portions of the article in which the design is embodied, but which form no part of the claimed design.

1 Claim, 1 Drawing Sheet



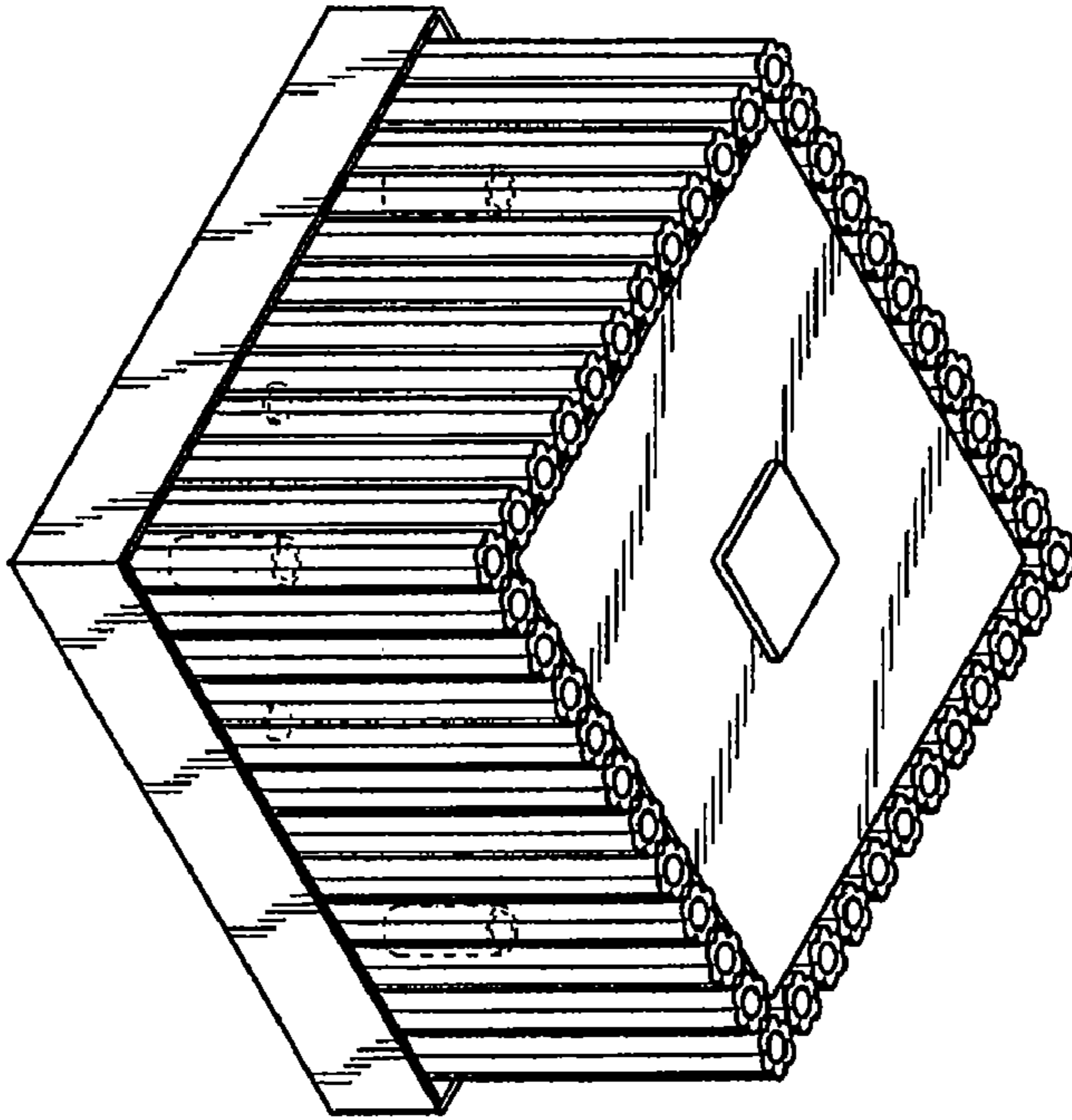


Fig. 1




Fig. 4

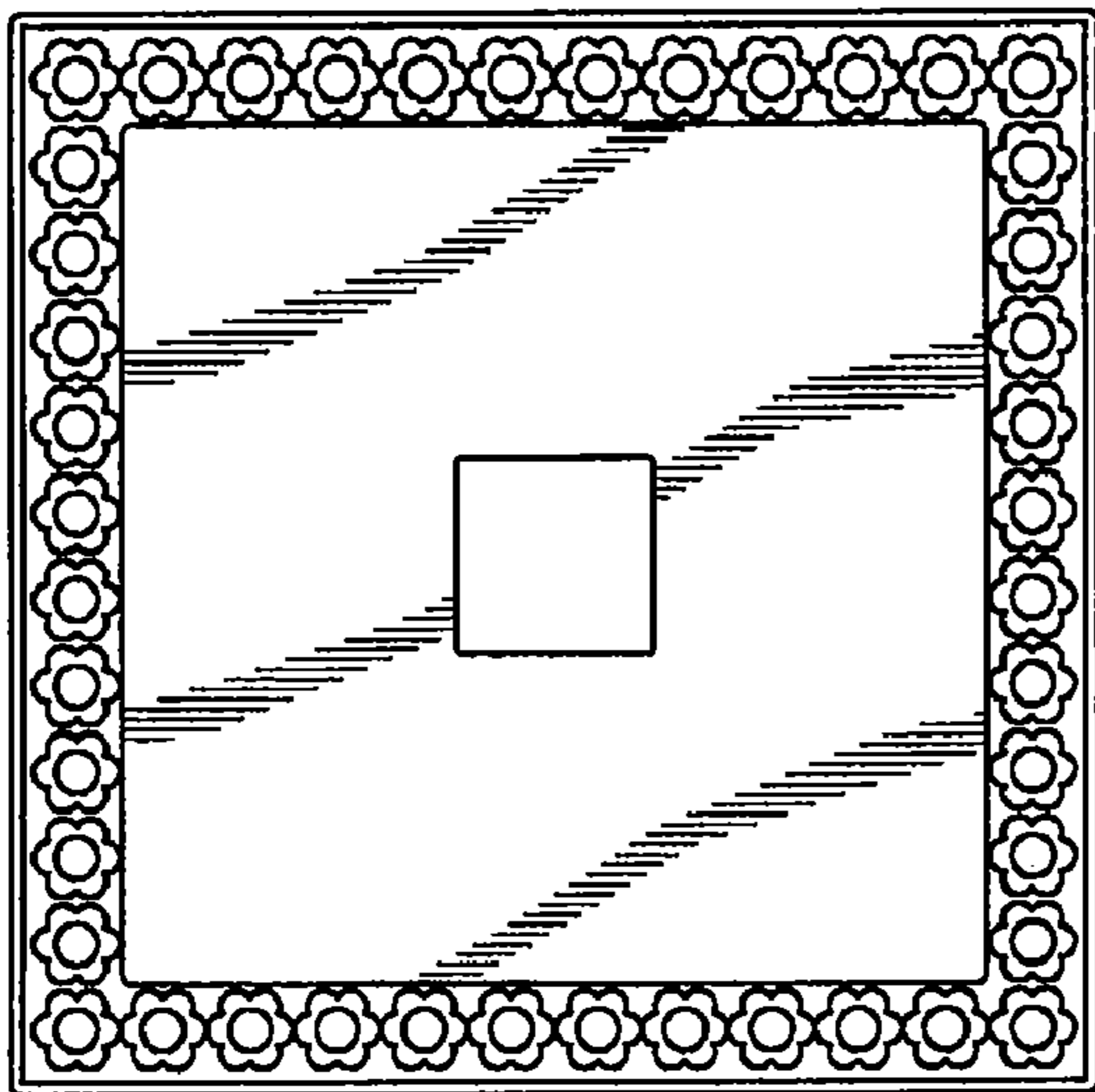


Fig. 2




Fig. 3