



US00D614333S

(12) **United States Design Patent**
Schnitzer

(10) **Patent No.:** **US D614,333 S**

(45) **Date of Patent:** **** Apr. 20, 2010**

(54) **HANDHELD TORCH**

(75) Inventor: **Martin Schnitzer**, San Francisco, CA
(US)

(73) Assignee: **Bay Area Sports Organizing**
Committee, Palo Alto, CA (US)

(**) Term: **14 Years**

(21) Appl. No.: **29/338,688**

(22) Filed: **Jun. 16, 2009**

(51) **LOC (9) Cl.** **26-02**

(52) **U.S. Cl.** **D26/37**

(58) **Field of Classification Search** D26/37,
D26/38, 40, 42, 43, 44, 46, 49; 362/157,
362/158, 183, 184, 190, 191, 194–196, 198–208
See application file for complete search history.

(56) **References Cited**

U.S. PATENT DOCUMENTS

D496,480 S *	9/2004	Slattery et al.	D26/38
D496,481 S *	9/2004	Wiesmeth	D26/49
D504,739 S *	5/2005	Muhl nickel	D26/47
D525,380 S *	7/2006	Gillis	D26/49
D535,770 S *	1/2007	Yuen	D26/38

D548,862 S *	8/2007	Opolka et al.	D26/37
D562,482 S *	2/2008	Larkin	D26/49
D575,889 S *	8/2008	Shiu	D26/49
2009/0237921 A1 *	9/2009	Lee	362/190

* cited by examiner

Primary Examiner—Ian Simmons

Assistant Examiner—Carissa C Fitts

(74) *Attorney, Agent, or Firm*—Nixon Peabody LLP

(57) **CLAIM**

The ornamental design for a handheld torch, as shown and described.

DESCRIPTION

FIG. 1 is a perspective view of a handheld torch, showing my new design;

FIG. 2 is a front view thereof;

FIG. 3 is a rear view thereof;

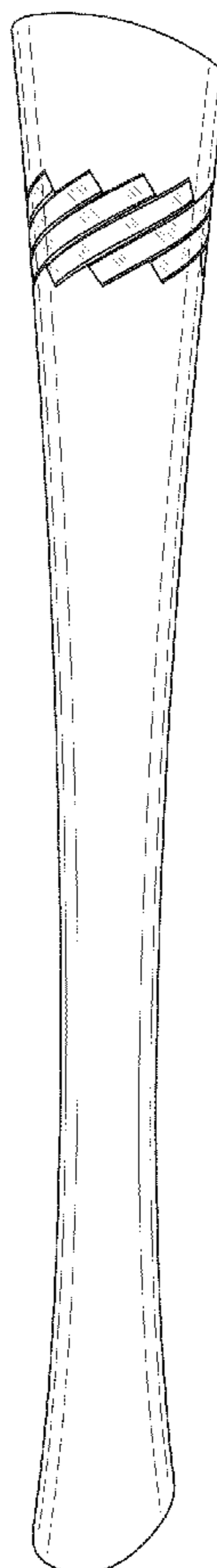
FIG. 4 is a left view thereof;

FIG. 5 is a right view thereof;

FIG. 6 is a top view thereof; and,

FIG. 7 is a bottom view thereof.

1 Claim, 3 Drawing Sheets



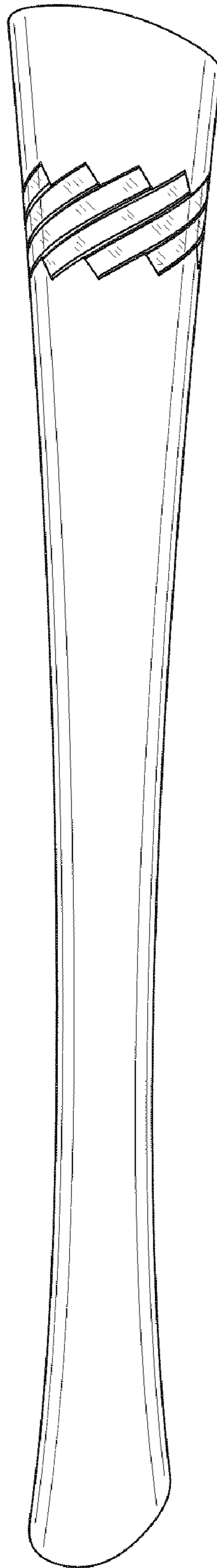


FIG. 1

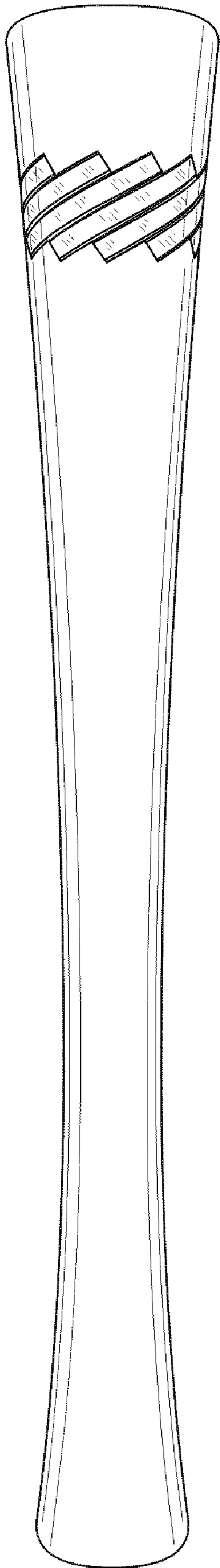


FIG. 2

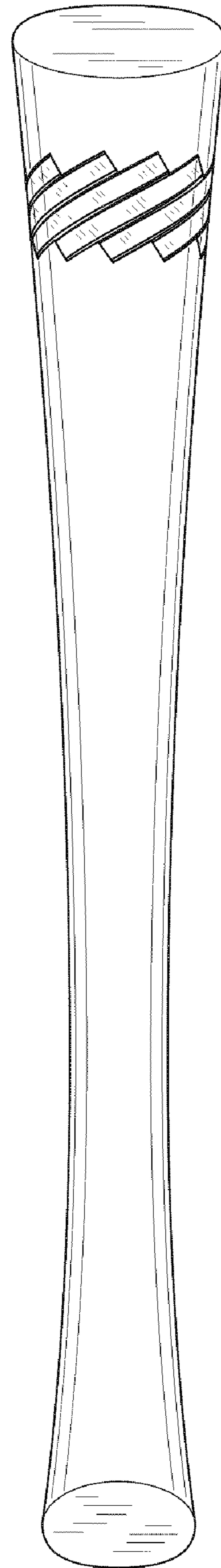


FIG. 3

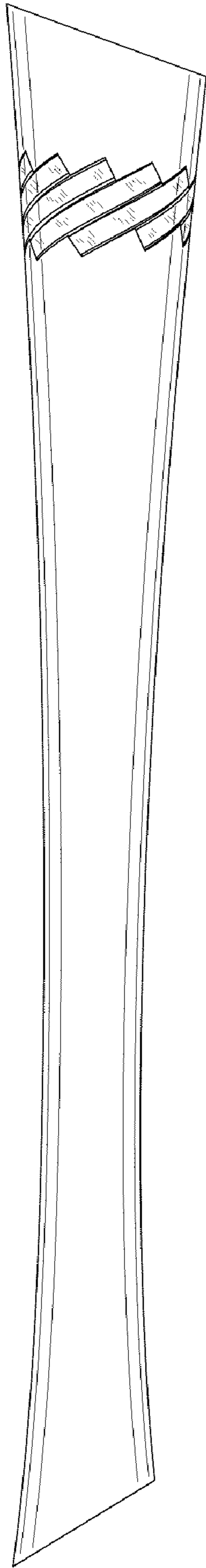


FIG. 4

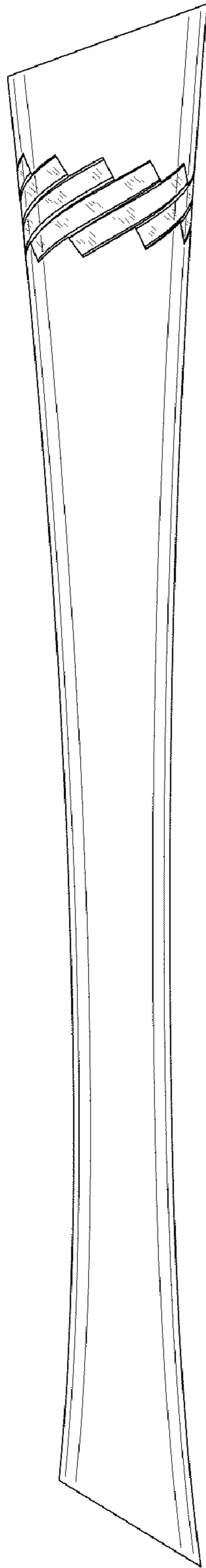


FIG. 5

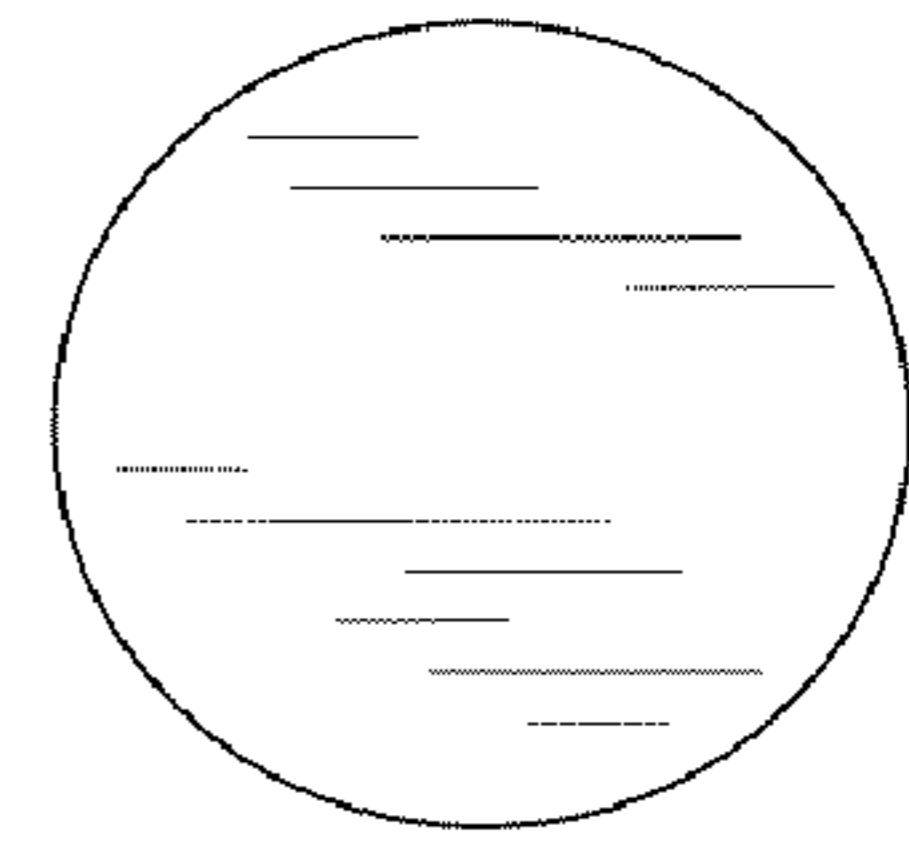


FIG. 6

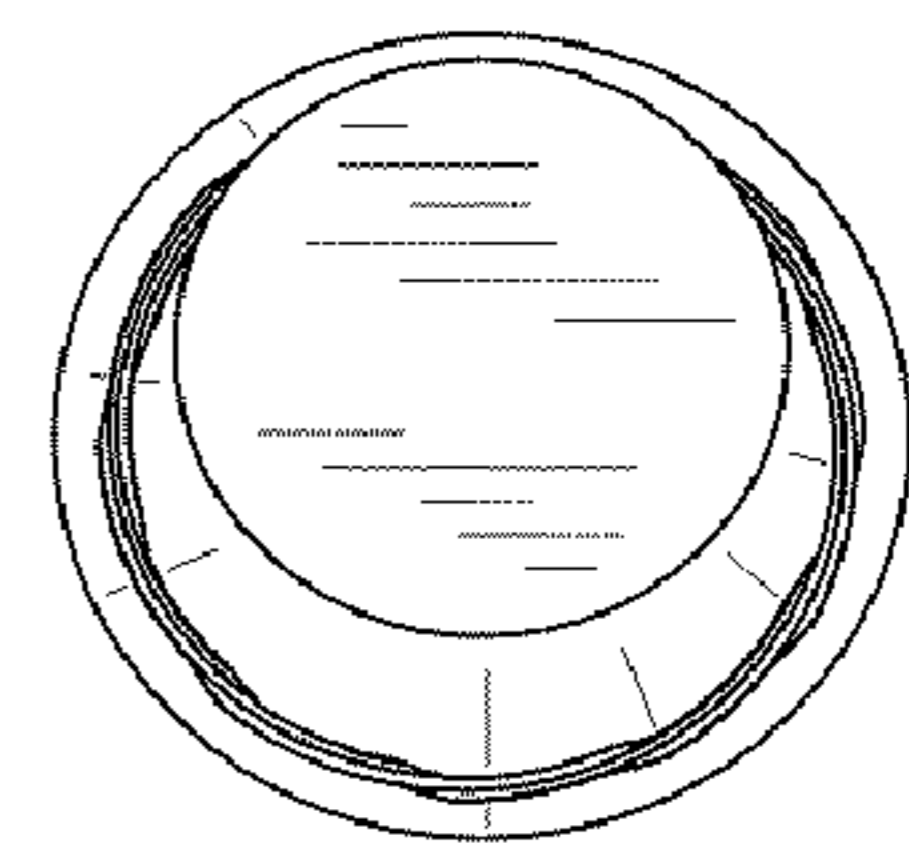


FIG. 7