

US00D614324S

(12) **United States Design Patent**
Boschetto

(10) **Patent No.:** **US D614,324 S**

(45) **Date of Patent:** **** Apr. 20, 2010**

(54) **WINDOW MOUNTED ELECTRIC CANDLE**

(75) Inventor: **Andrew Boschetto**, Sewell, NJ (US)

(73) Assignee: **International Marketing Corporation**,
Turnersville, NJ (US)

(**) Term: **14 Years**

(21) Appl. No.: **29/336,594**

(22) Filed: **May 6, 2009**

(51) **LOC (9) Cl.** **26-01**

(52) **U.S. Cl.** **D26/20**

(58) **Field of Classification Search** D26/1-23,
D26/114-137; D11/117; 428/7-11; 431/291,
431/311, 320, 298, 288; 362/161-163, 351,
362/569, 392

See application file for complete search history.

(56) **References Cited**

U.S. PATENT DOCUMENTS

1,355,696	A *	10/1920	Ross	431/297
D69,753	S *	3/1926	Fields	D9/653
D69,880	S *	4/1926	Fields	D9/653
D85,929	S *	1/1932	Graff	D26/96
D85,930	S *	1/1932	Graff	D26/96
D149,599	S *	5/1948	Wilson	D26/20
2,499,731	A *	3/1950	Derington	40/541
D158,146	S *	4/1950	Strayline	D26/96
D204,898	S *	5/1966	Gross	D26/96
3,340,391	A *	9/1967	Heyden	362/190
D261,179	S	10/1981	Alley		
4,392,191	A	7/1983	White, Sr.		
D320,864	S	10/1991	Boschetto		

5,199,781	A	4/1993	Sweeny		
D403,440	S	12/1998	Holmes et al.		
D481,152	S *	10/2003	Tell et al.	D26/96
6,808,297	B2 *	10/2004	Jensen et al.	362/392
D501,360	S *	2/2005	Levinger	D7/416
D507,062	S *	7/2005	Boschetto	D26/9
6,981,786	B2	1/2006	Yao et al.		
D527,484	S *	8/2006	Fussell et al.	D26/96
7,182,489	B2	2/2007	Yao et al.		
D542,429	S *	5/2007	Keith	D26/9

* cited by examiner

Primary Examiner—T. Chase Nelson

Assistant Examiner—Ania K Dworzecka

(74) *Attorney, Agent, or Firm*—Berenato & White, LLC

(57) **CLAIM**

The ornamental design for a window mounted electric candle, as shown and described.

DESCRIPTION

FIG. 1 is a front, top and left perspective view of a window mounted electric candle showing my new design;

FIG. 2 is a front elevational view thereof;

FIG. 3 is a rear elevational view thereof;

FIG. 4 is a right side elevational view thereof;

FIG. 5 is a left side elevational view thereof;

FIG. 6 is a top plan view thereof; and,

FIG. 7 is a bottom plan view thereof.

The broken lines shown in the Figures depict environmental subject matter only and form no part of the claimed design.

1 Claim, 4 Drawing Sheets




Fig. 1




Fig. 2




Fig. 3




Fig. 4

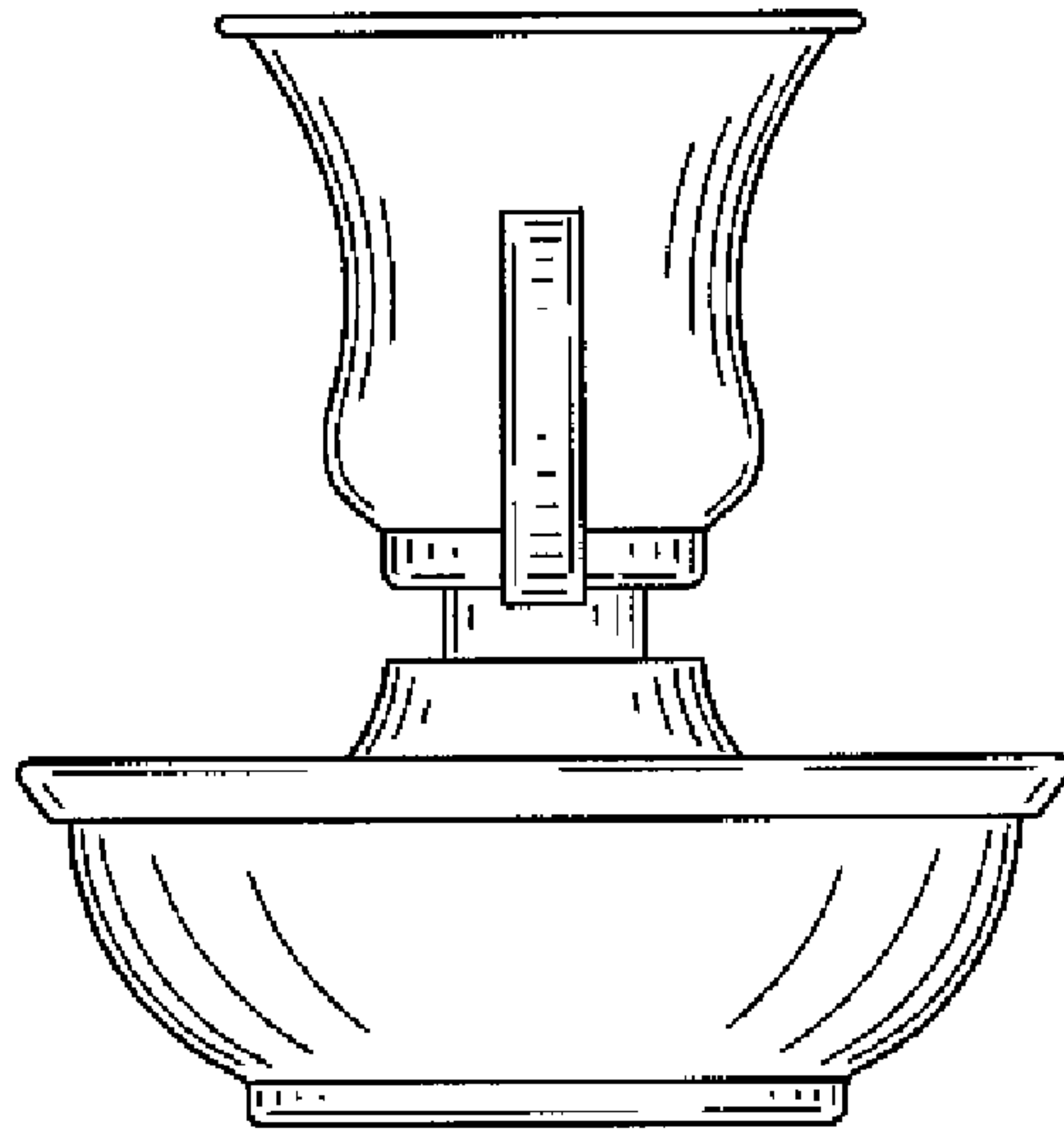


Fig. 5

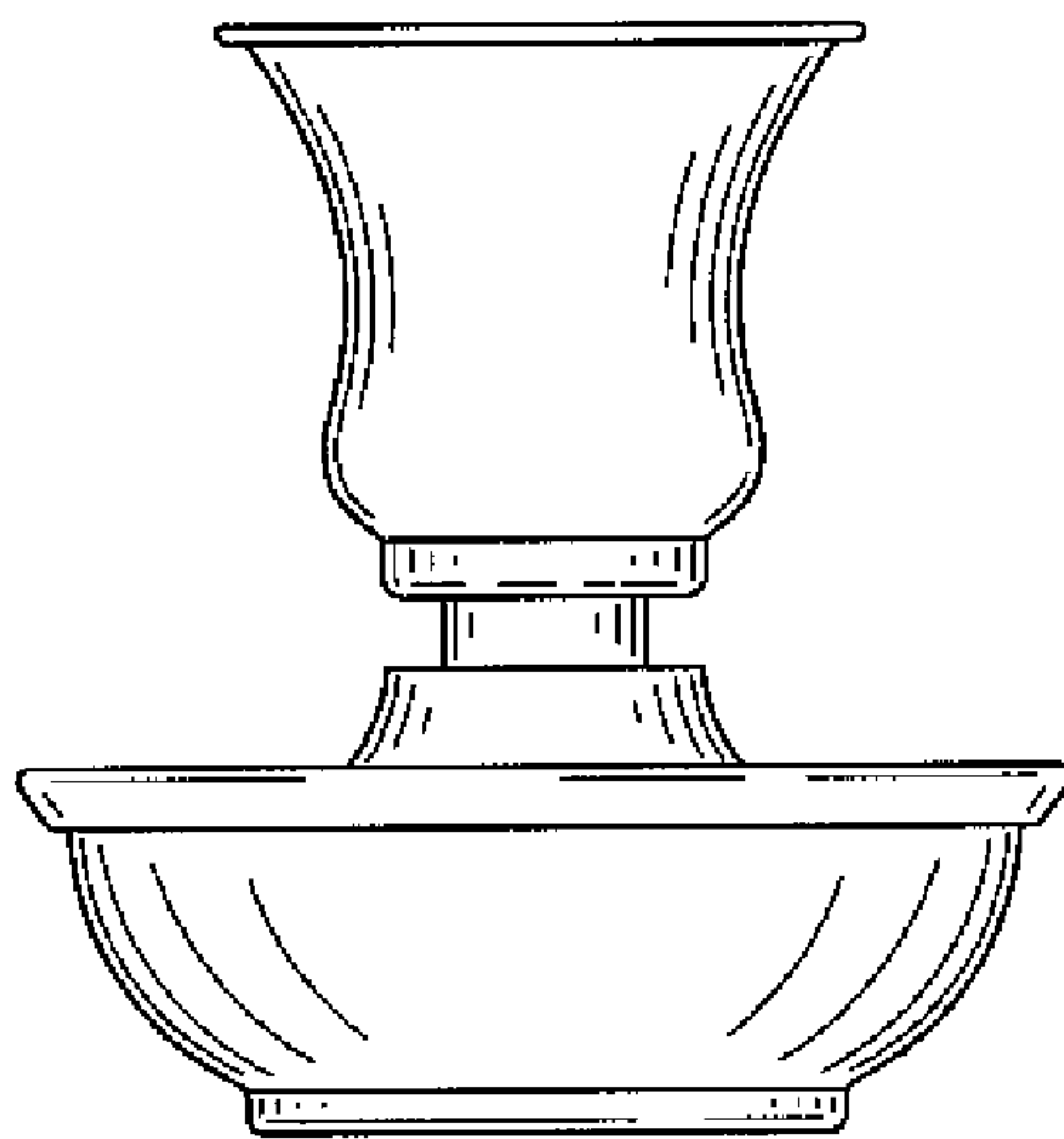


Fig. 6

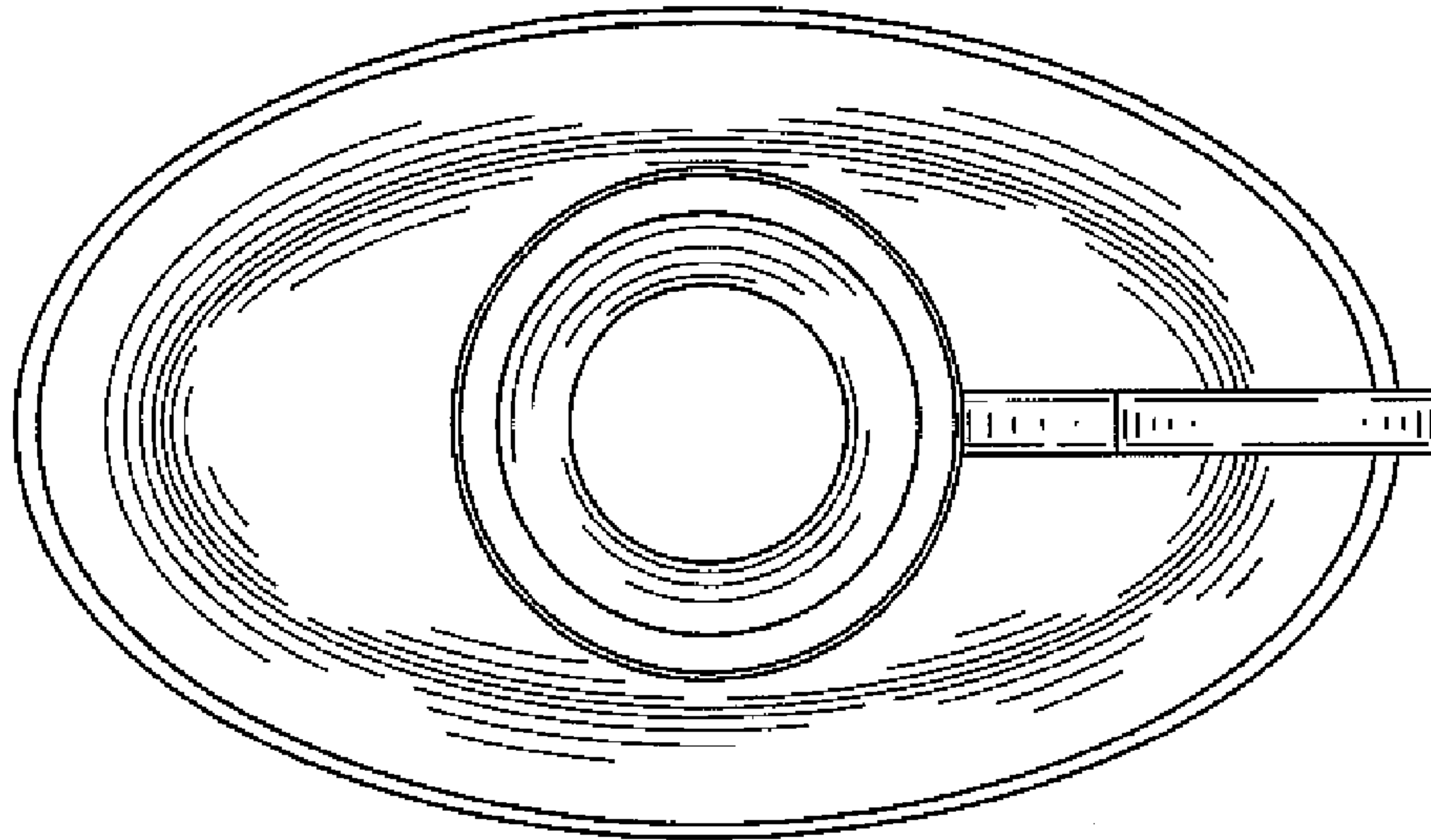


Fig. 7

