



US00D614316S

(12) **United States Design Patent**  
**Cochrane**

(10) **Patent No.:** **US D614,316 S**

(45) **Date of Patent:** **\*\* Apr. 20, 2010**

(54) **FENCE PANEL**

(76) **Inventor:** **Richard Bruce Cochrane**, 125 Fidler Road, Sparten, Kempton Park, Gauteng (ZA) 1619

(\*\*) **Term:** **14 Years**

(21) **Appl. No.:** **29/345,024**

(22) **Filed:** **Oct. 8, 2009**

(51) **LOC (9) Cl.** ..... **25-01**

(52) **U.S. Cl.** ..... **D25/119; D25/45**

(58) **Field of Classification Search** ..... D25/38,  
D25/42, 43, 45, 119; 256/24, 45, 33, 73,  
256/5, 21, 32

See application file for complete search history.

(56) **References Cited**

**U.S. PATENT DOCUMENTS**

4,111,399	A *	9/1978	Hutchison, III	.....	256/32
4,290,602	A *	9/1981	Kennedy	.....	472/94
4,526,347	A *	7/1985	McLoughlin	.....	256/33

D489,136 S \* 4/2004 Schwartz et al. .... D25/45

\* cited by examiner

*Primary Examiner*—Doris Clark

(74) *Attorney, Agent, or Firm*—Tutunjian & Bitetto, P.C.

(57) **CLAIM**

The ornamental design for a fence panel, as shown and described.

**DESCRIPTION**

FIG. 1 is a front perspective view of a fence panel, the length and height of which can vary, of the invention;

FIG. 2 is a rear perspective view of the fence panel of FIG. 1;

FIG. 3 is a front elevation of the fence panel of FIG. 1;

FIG. 4 is a view from a side of the fence panel of FIG. 3;

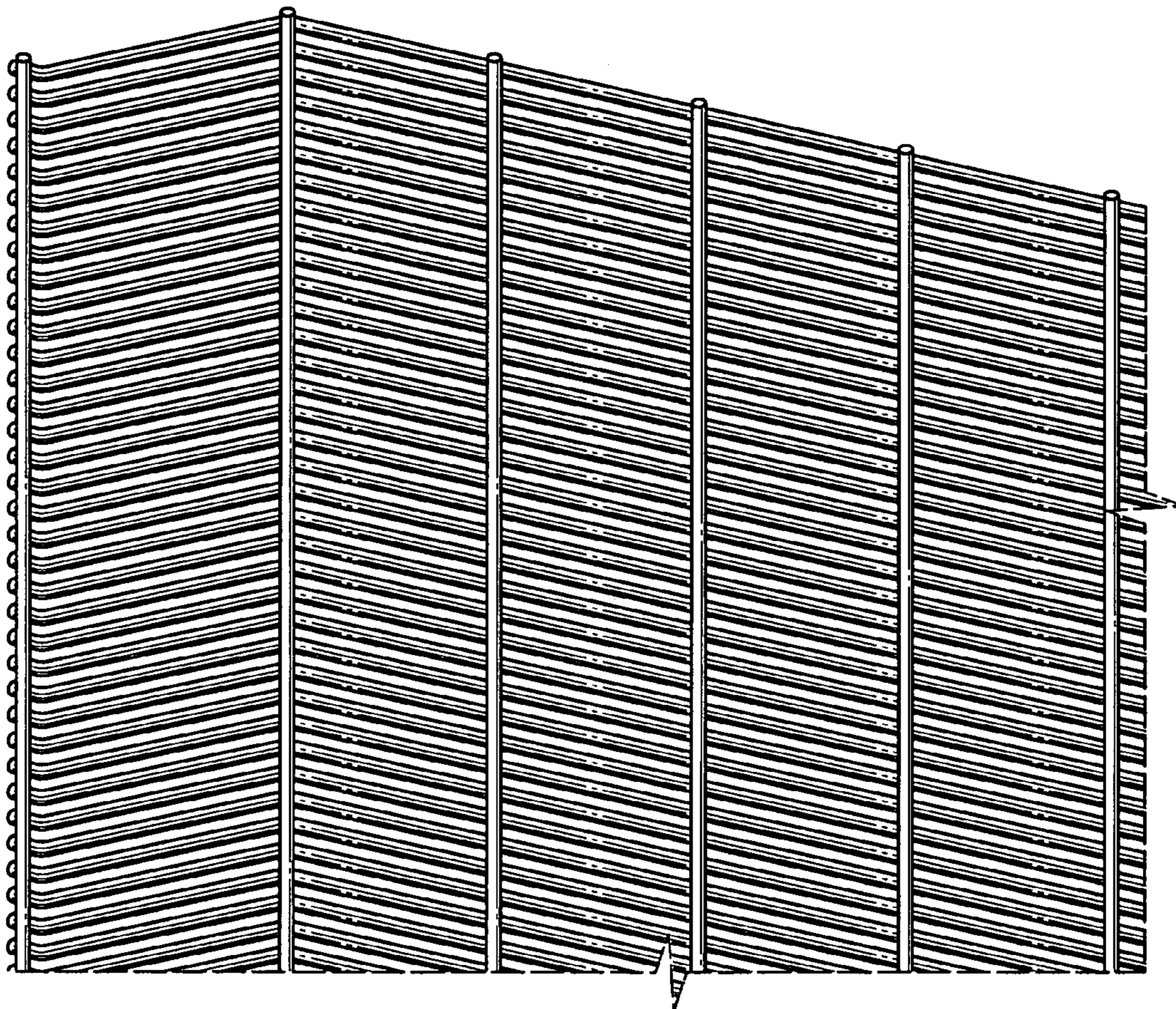
FIG. 5 is a plan view of the fence panel of FIG. 3;

FIG. 6 is a back elevation of the fence panel of FIG. 1;

FIG. 7 is a view from a side of the fence panel of FIG. 6; and,

FIG. 8 is a plan view of the fence panel of FIG. 6.

**1 Claim, 4 Drawing Sheets**



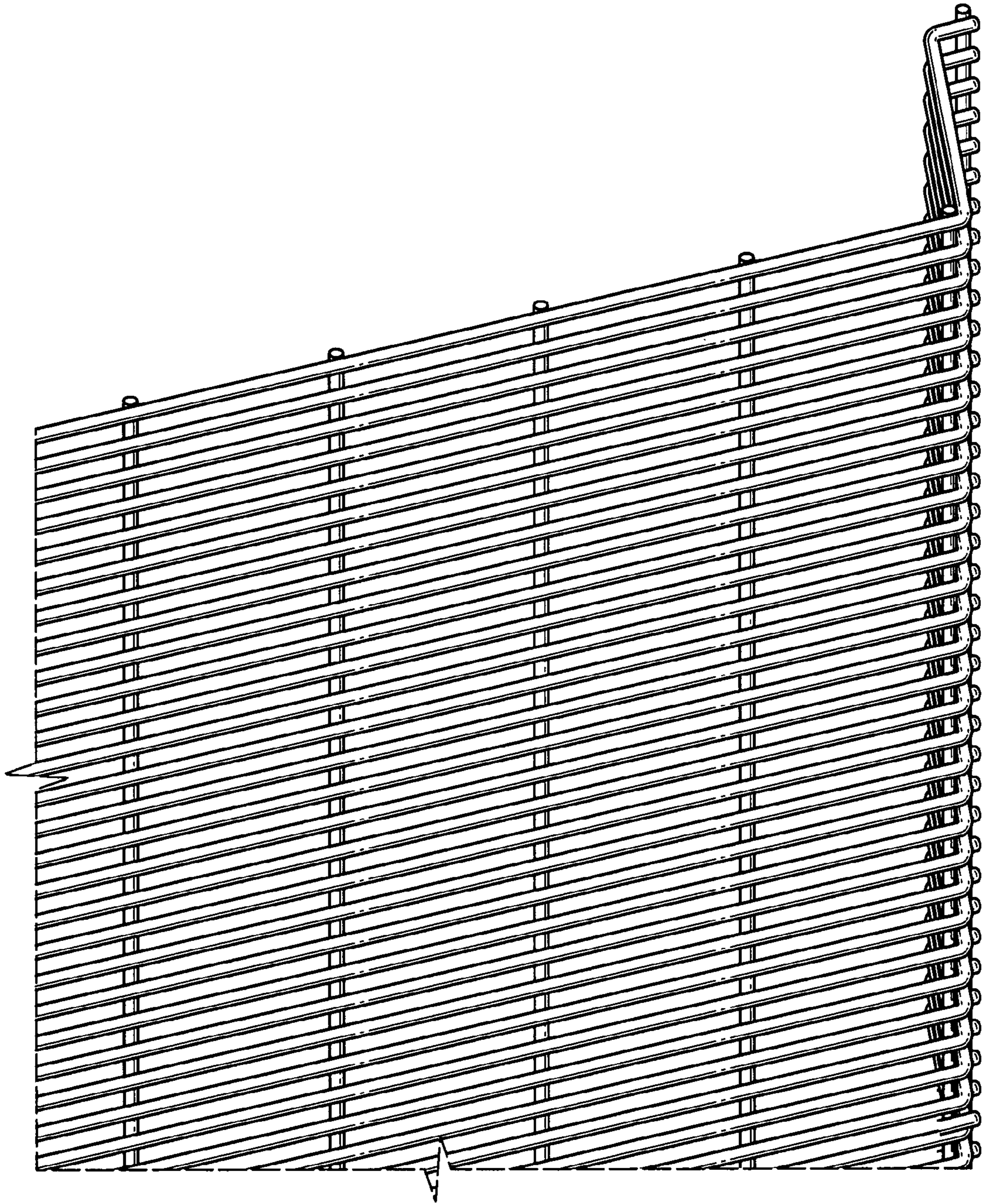


FIG. 1

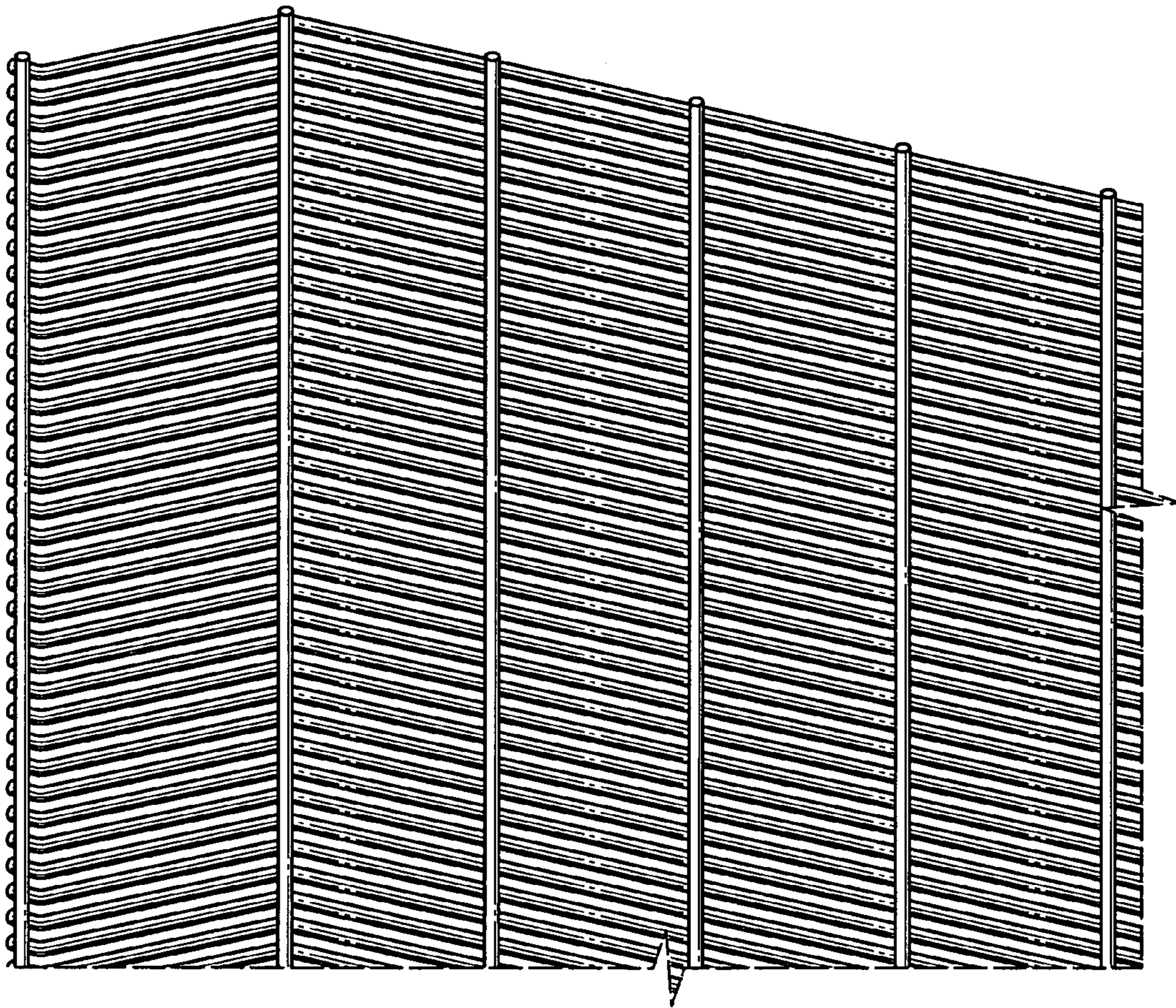


FIG. 2

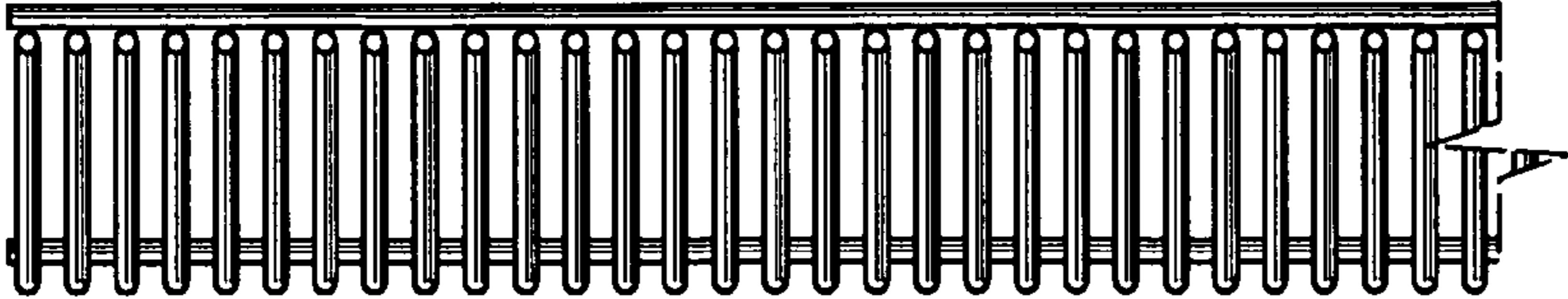


FIG. 4




FIG. 3

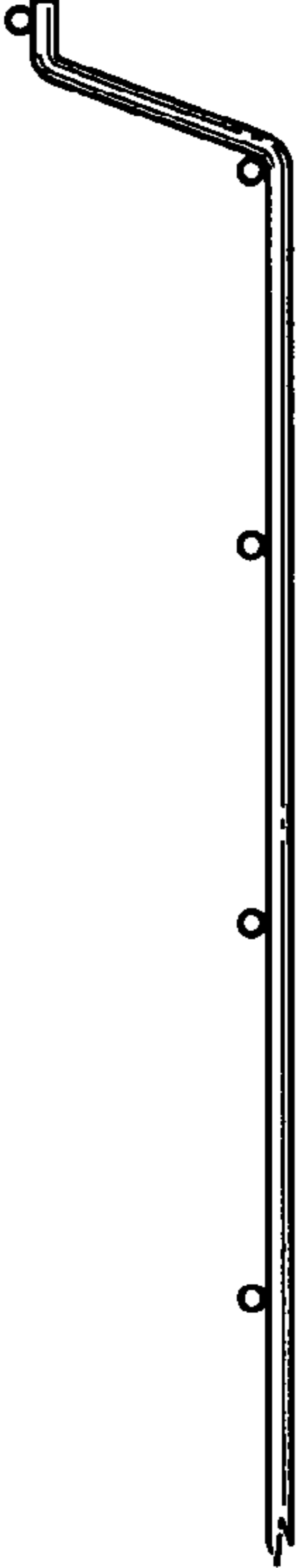


FIG. 5

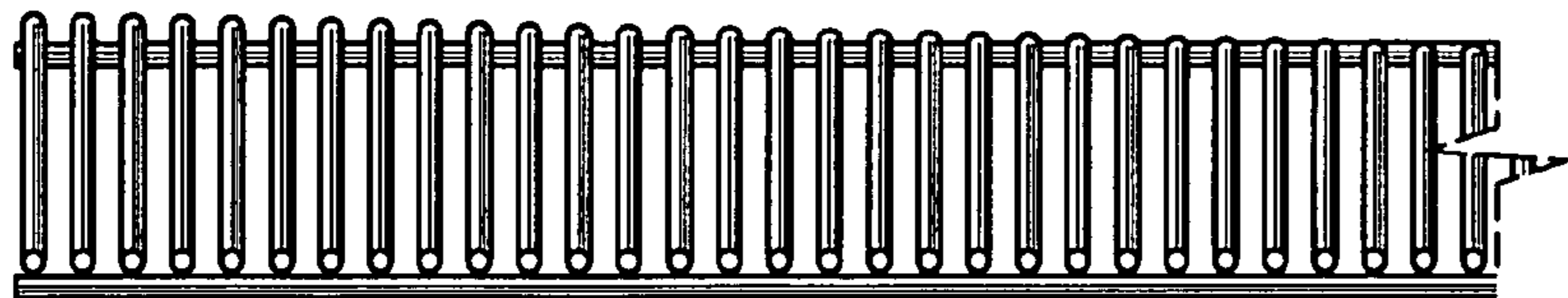


FIG. 7




FIG. 6

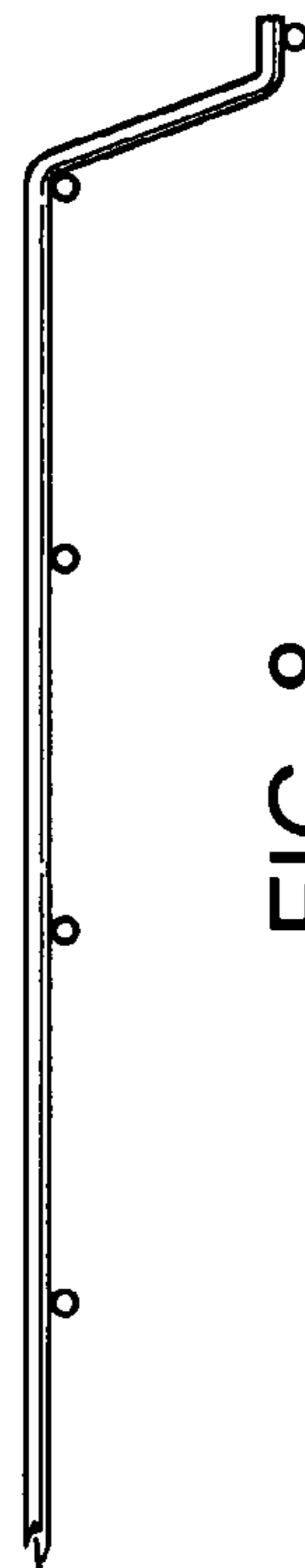


FIG. 8