



US00D614308S

(12) **United States Design Patent**
Summers

(10) **Patent No.:** **US D614,308 S**
(45) **Date of Patent:** **** Apr. 20, 2010**

(54) **BACK STRETCHER**

(75) Inventor: **Neil Summers**, Surrey (GB)

(73) Assignee: **ENANEF Limited** (GB)

(**) Term: **14 Years**

(21) Appl. No.: **29/333,359**

(22) Filed: **Mar. 6, 2009**

(30) **Foreign Application Priority Data**

Sep. 9, 2008 (GB) 4008855

(51) **LOC (9) Cl.** **28-03**

(52) **U.S. Cl.** **D24/211; D24/215**

(58) **Field of Classification Search** D24/211,
D24/200, 212, 215; D21/686-688; 482/142,
482/144, 907; 601/1, 102, 118, 127, 128,
601/131, 134, DIG. 14

See application file for complete search history.

(56) **References Cited**

U.S. PATENT DOCUMENTS

D242,826 S * 12/1976 Posh et al. D24/212

D253,967 S * 1/1980 Miyadai D24/212

4,350,152 A * 9/1982 Strakowski 601/1
4,383,342 A * 5/1983 Forster 5/731
D312,694 S * 12/1990 Yanazaki D24/215
D360,696 S * 7/1995 Chien-Chung D24/212
D382,060 S * 8/1997 Jansen D24/211
D395,137 S * 6/1998 Summers D24/211
D398,399 S * 9/1998 Vincent et al. D24/200
D405,887 S * 2/1999 Antoskow D24/211

* cited by examiner

Primary Examiner—Prabhakar Deshmukh

Assistant Examiner—Derrick Holland

(74) *Attorney, Agent, or Firm*—Townsend and Townsend and Crew LLP

(57) **CLAIM**

The ornamental design for back stretcher, as shown and described.

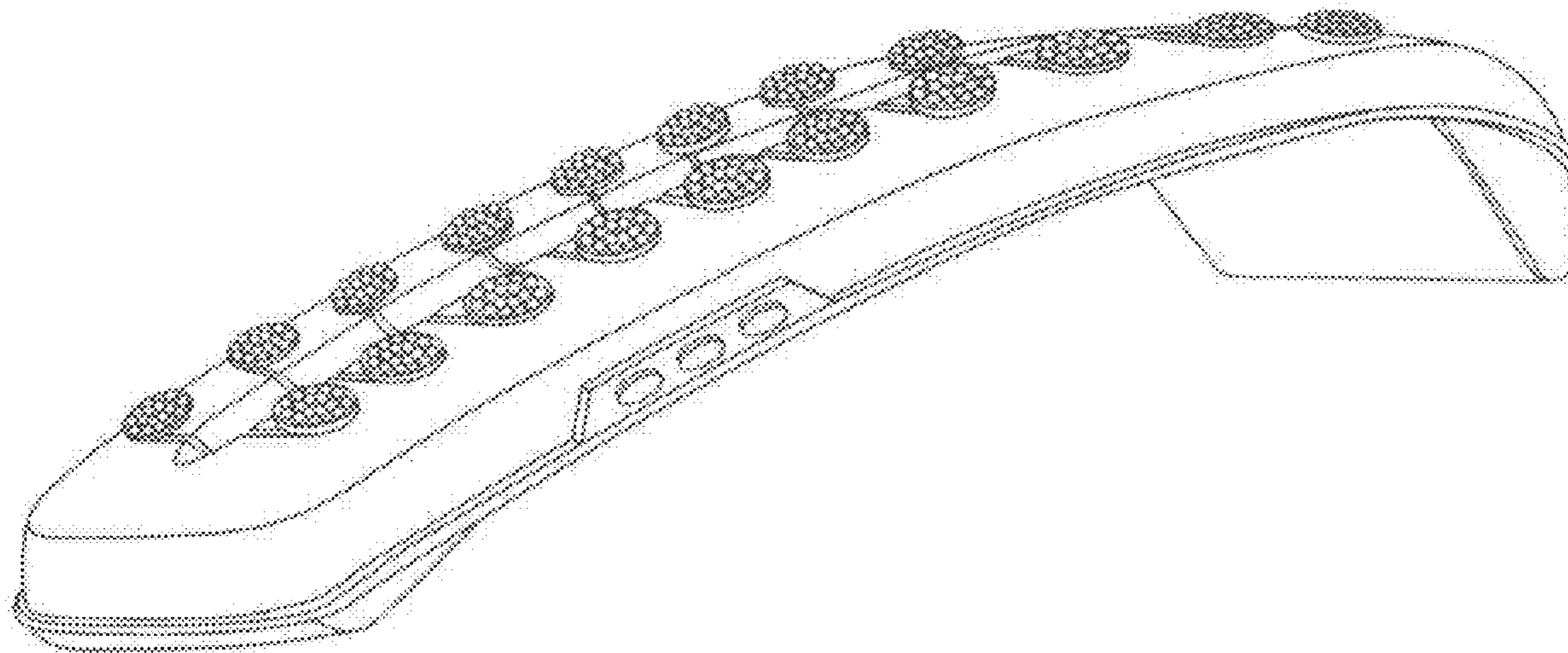
DESCRIPTION

FIG. 1 is a perspective view of a back stretcher showing my new design;

FIG. 2 is a second perspective view thereof; and,

FIG. 3 is a third perspective view thereof.

1 Claim, 2 Drawing Sheets



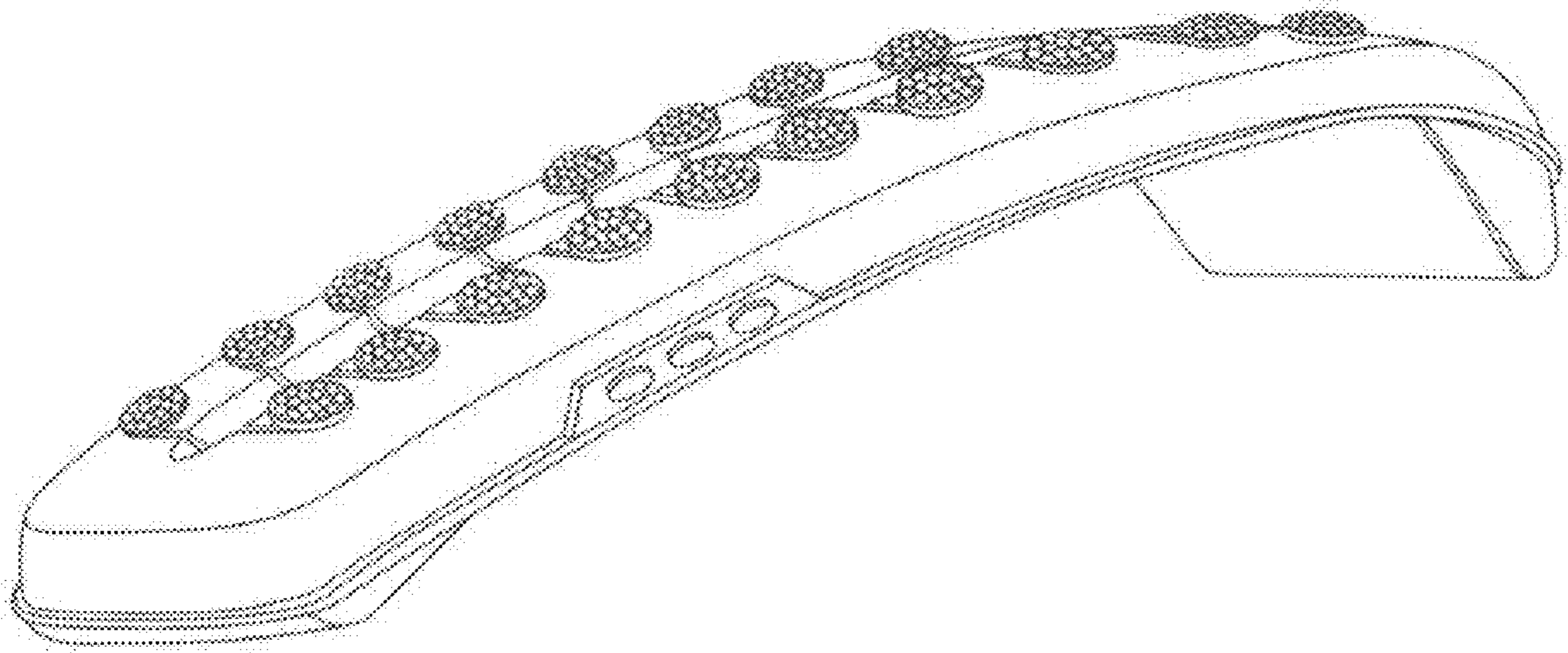


FIG. 1

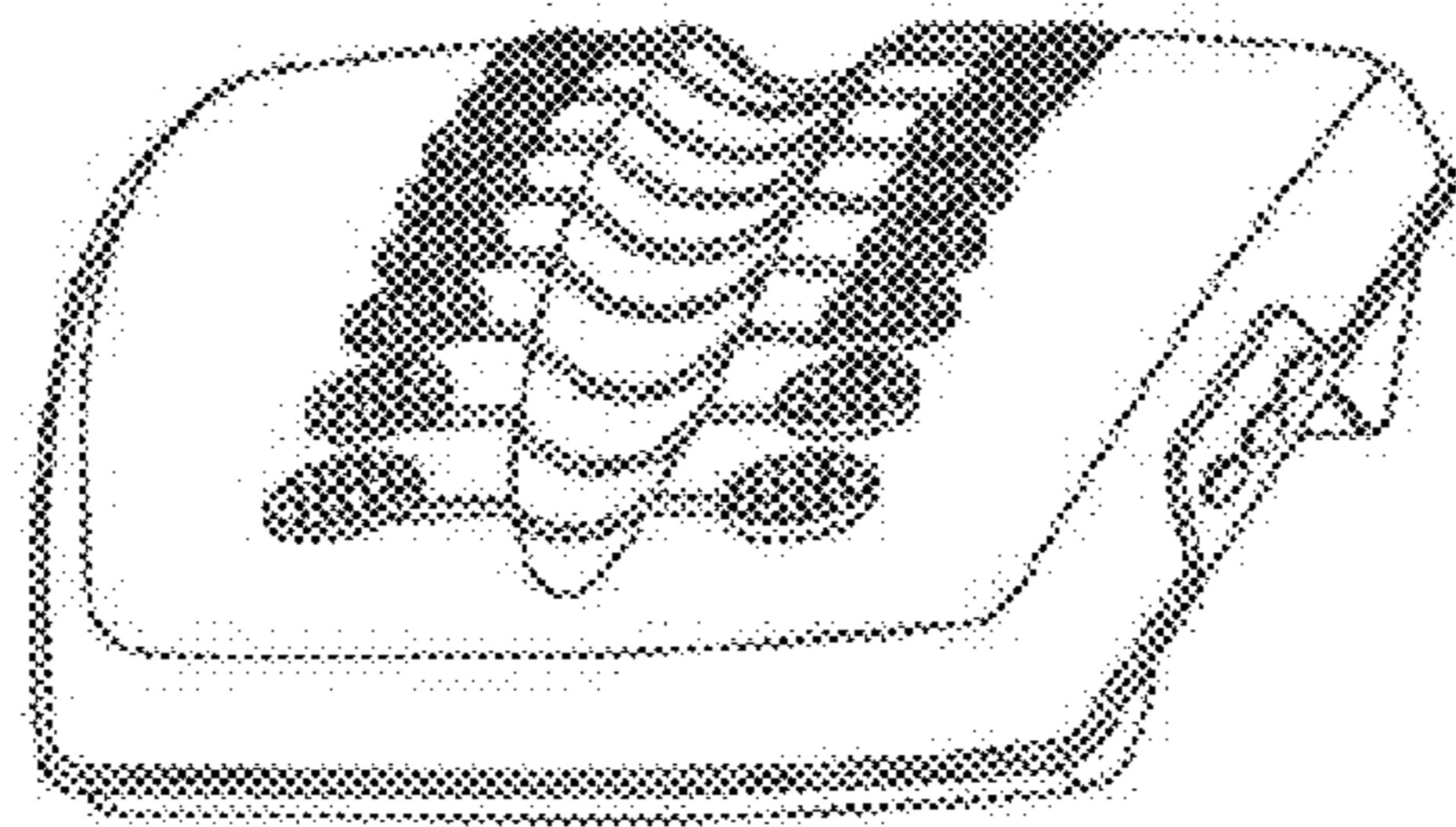


FIG. 2

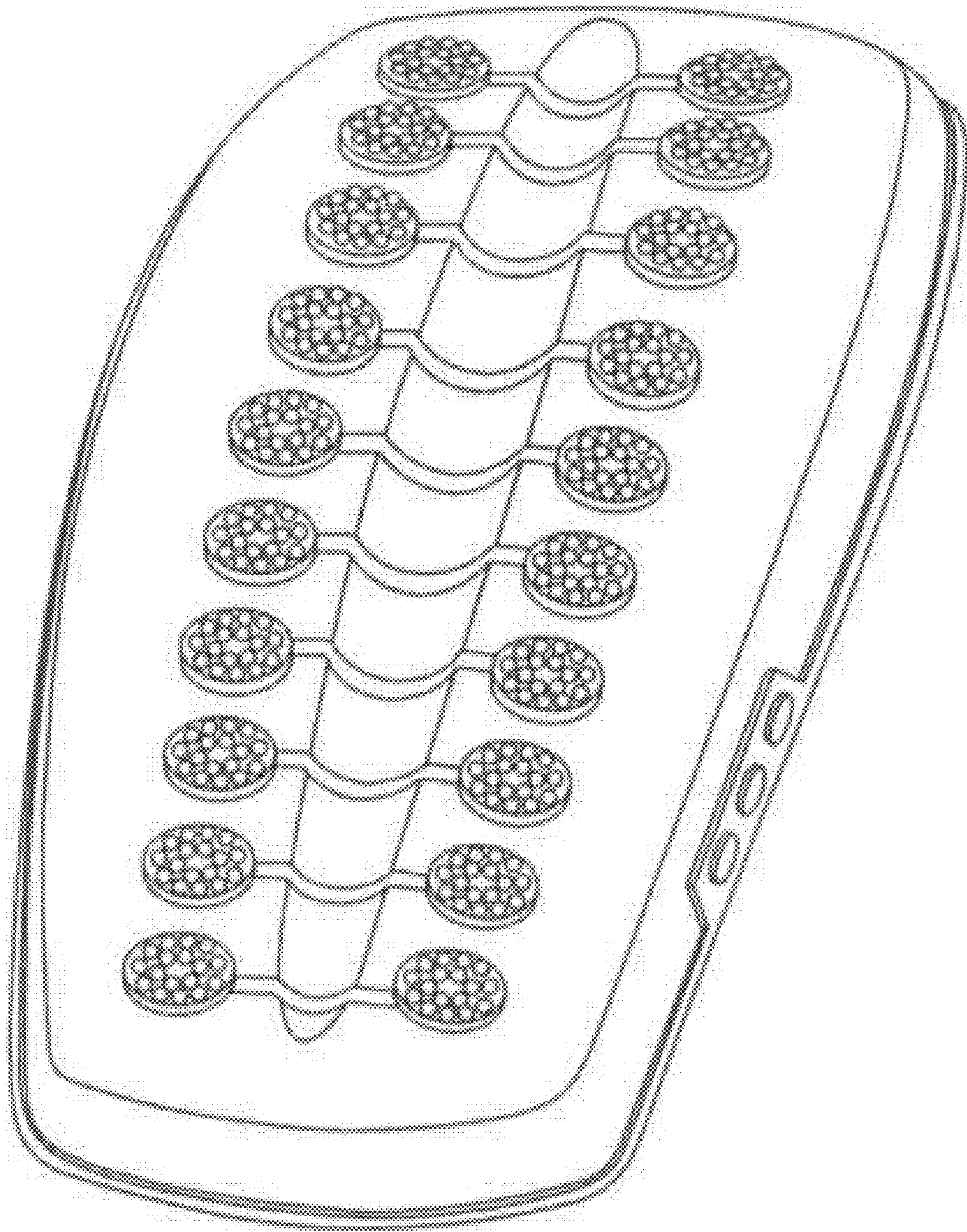


FIG. 3