



US00D614307S

(12) **United States Design Patent**
Drbal

(10) **Patent No.:** **US D614,307 S**

(45) **Date of Patent:** **** Apr. 20, 2010**

(54) **PATIENT THERAPEUTIC TREATMENT
HANDPIECE**

(75) Inventor: **Tomas Drbal**, Praha (CZ)

(73) Assignee: **Medical Technologies CZ, A.S.** (CZ)

(**) Term: **14 Years**

(21) Appl. No.: **29/332,255**

(22) Filed: **Feb. 11, 2009**

(51) **LOC (9) Cl.** **24-04**

(52) **U.S. Cl.** **D24/206**

(58) **Field of Classification Search** D24/206,
D24/133, 140, 200, 209, 210, 214, 215, 231;
601/1, 2, 15, 16, DIG. 1; 607/1-3, 9, 88,
607/96, 98, 99, 102

See application file for complete search history.

(56) **References Cited**

U.S. PATENT DOCUMENTS

| | | | | | |
|-----------|-----|--------|----------------|-------|---------|
| 5,001,608 | A * | 3/1991 | Kehrli et al. | | 362/19 |
| D323,562 | S * | 1/1992 | Tsou | | D24/206 |
| 5,176,130 | A * | 1/1993 | Kim | | 601/15 |
| D355,259 | S * | 2/1995 | Lie | | D24/215 |
| 5,530,632 | A * | 6/1996 | Shikano et al. | | 362/109 |
| D414,582 | S * | 9/1999 | Hwang | | D28/9 |
| D441,456 | S * | 5/2001 | Thiberg | | D24/210 |
| D457,265 | S * | 5/2002 | Gebhard | | D28/9 |

| | | | | | |
|--------------|------|---------|-----------------|-------|---------|
| D474,843 | S * | 5/2003 | McQueen | | D24/215 |
| D507,654 | S * | 7/2005 | Gollnick et al. | | D24/210 |
| D509,301 | S * | 9/2005 | Talbot et al. | | D24/215 |
| D533,943 | S * | 12/2006 | Chen | | D24/146 |
| 2005/0015121 | A1 * | 1/2005 | Molina | | 607/88 |

* cited by examiner

Primary Examiner—Prabhakar Deshmukh

Assistant Examiner—Derrick Holland

(74) *Attorney, Agent, or Firm*—Kenneth H. Ohriner; Perkins Coie LLP

(57) **CLAIM**

The ornamental design for a patient therapeutic treatment handpiece, as shown and described.

DESCRIPTION

FIG. 1 is a perspective view of a patient therapeutic treatment handpiece showing my new design.

FIG. 2 is a front elevational view.

FIG. 3 is a rear elevational view.

FIG. 4 is a left side elevation view.

FIG. 5 is a top plan view of FIG. 2; and,

FIG. 6 is a bottom plan view of FIG. 2.

The broken lines shown represent unclaimed subject matter and form no part of the claimed design.

1 Claim, 6 Drawing Sheets

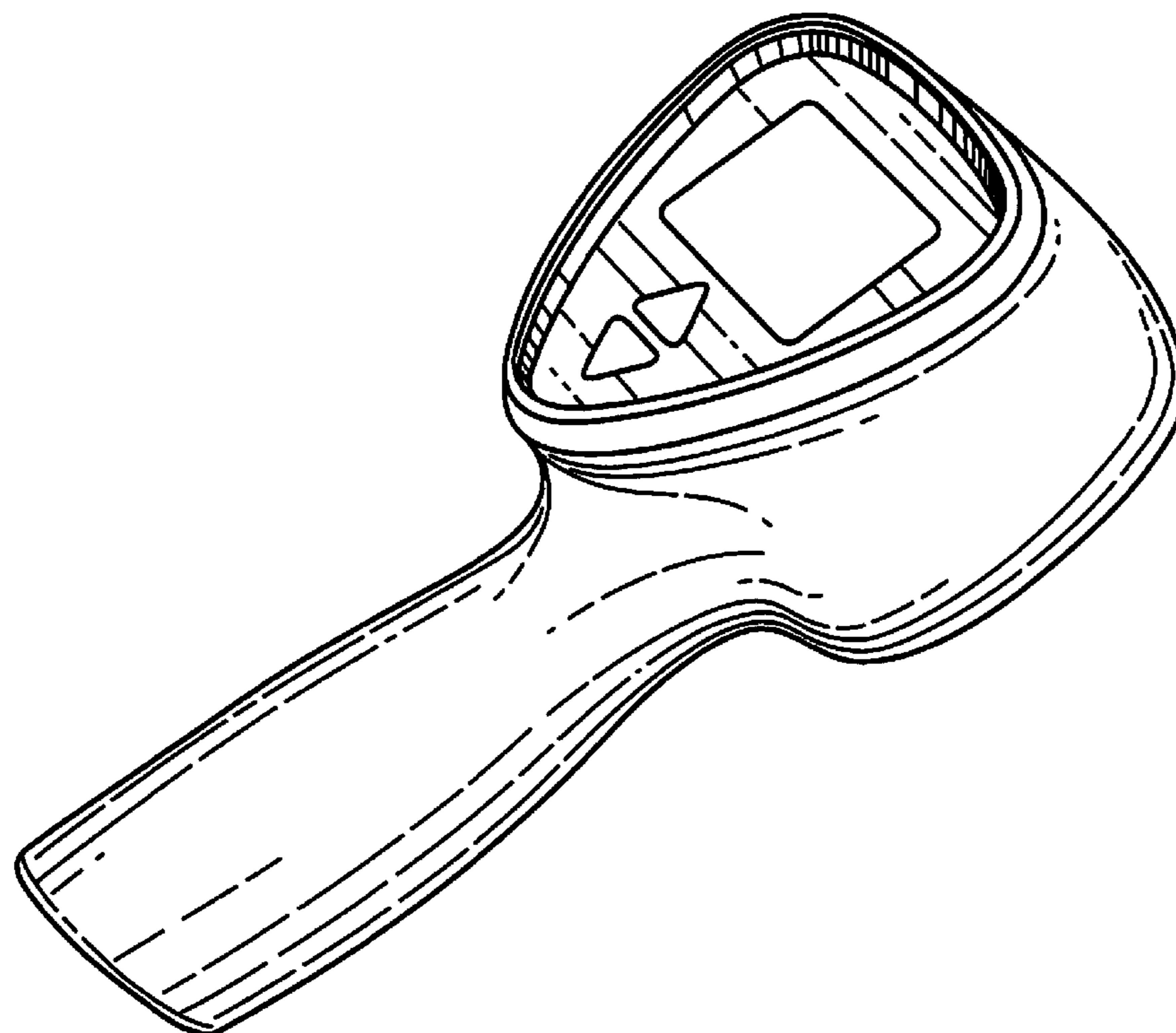
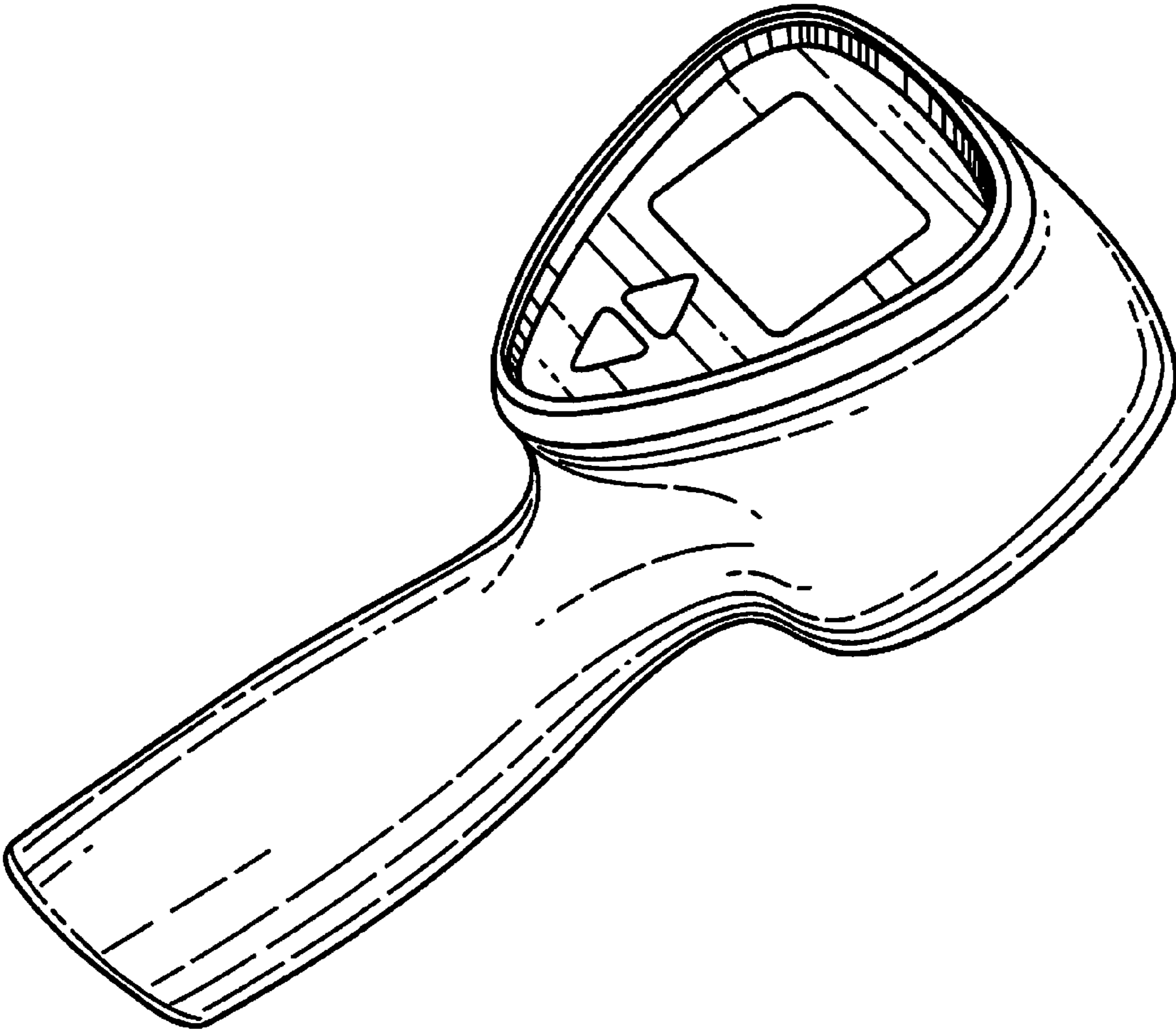


FIG. 1



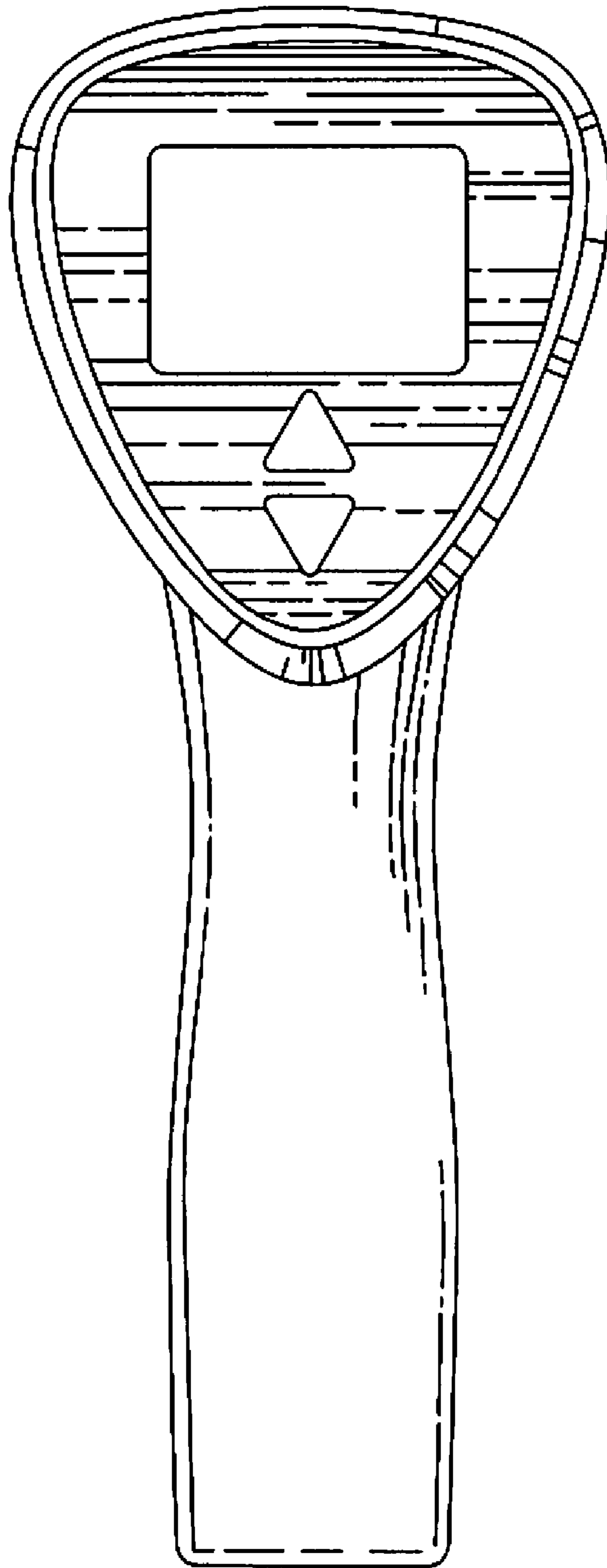


FIG. 2

FIG. 3

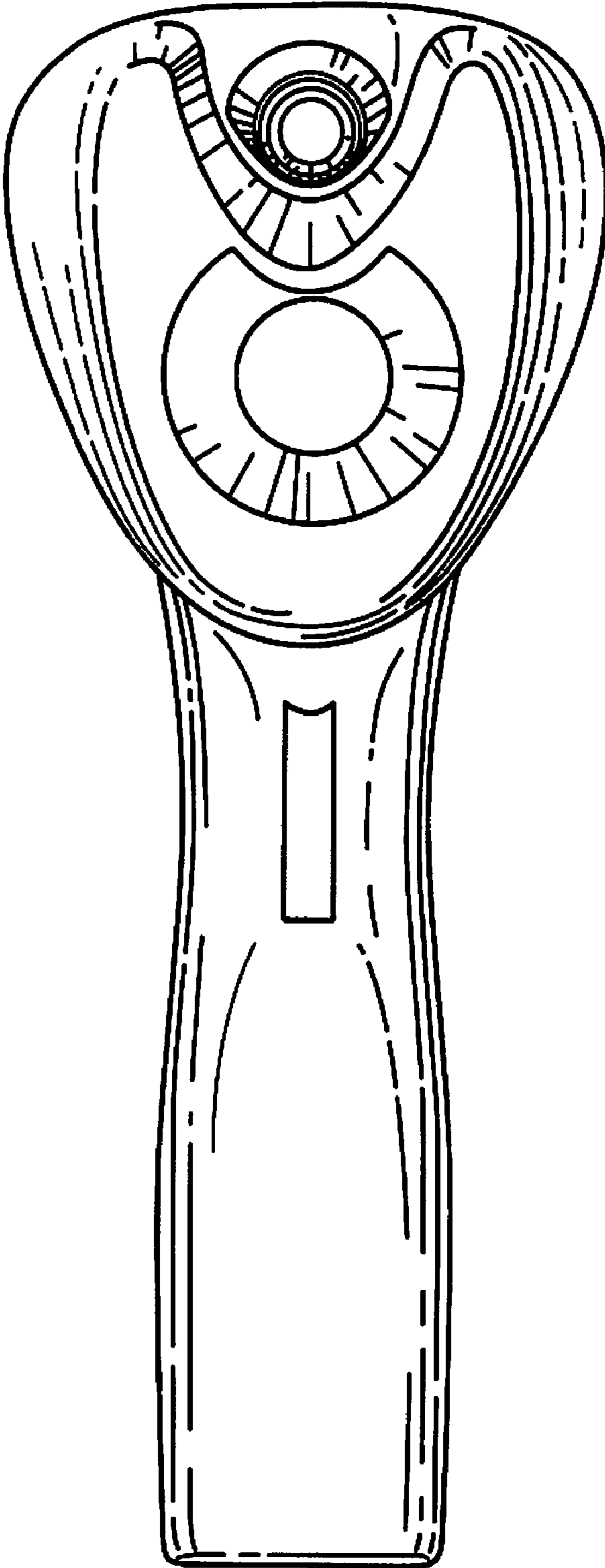


FIG. 4

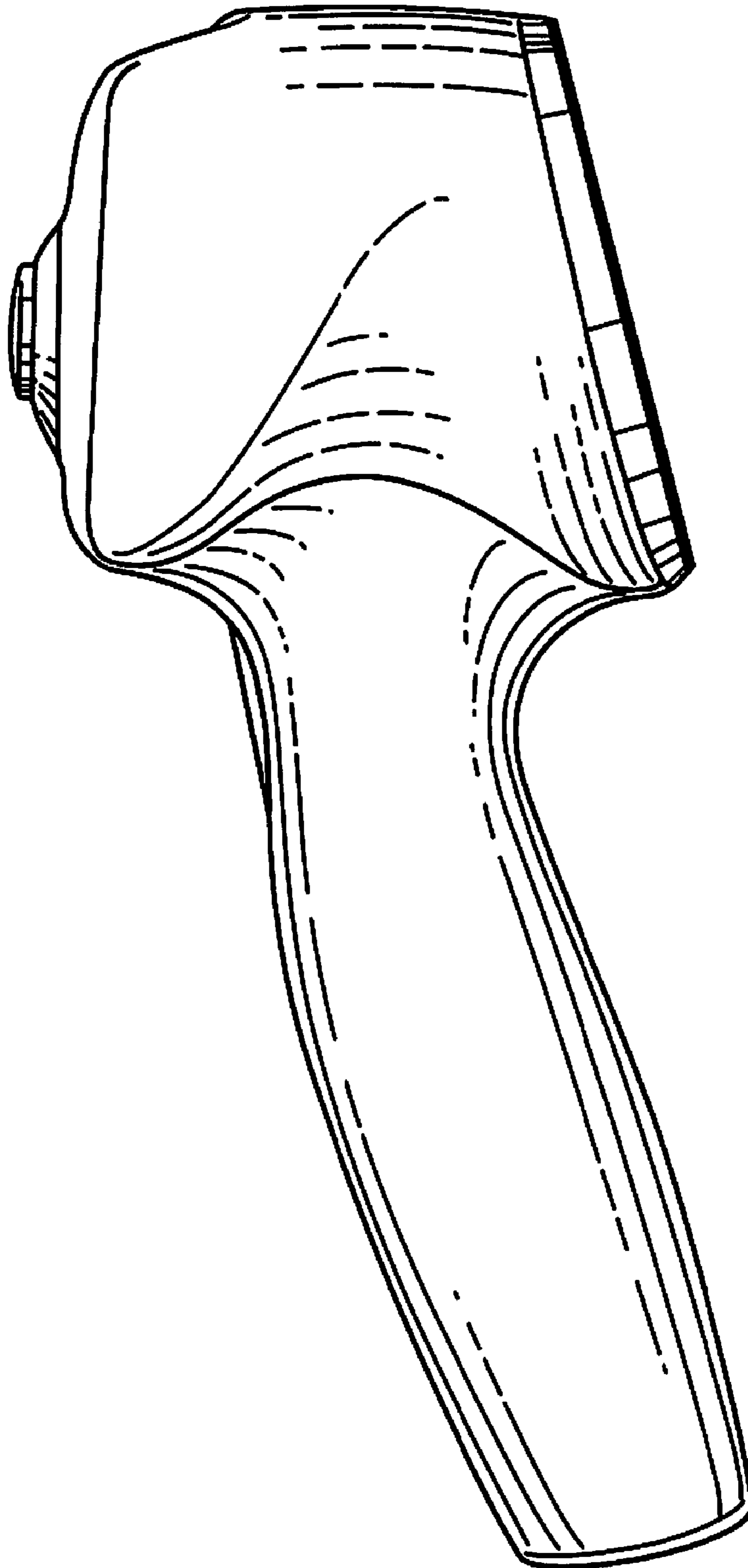
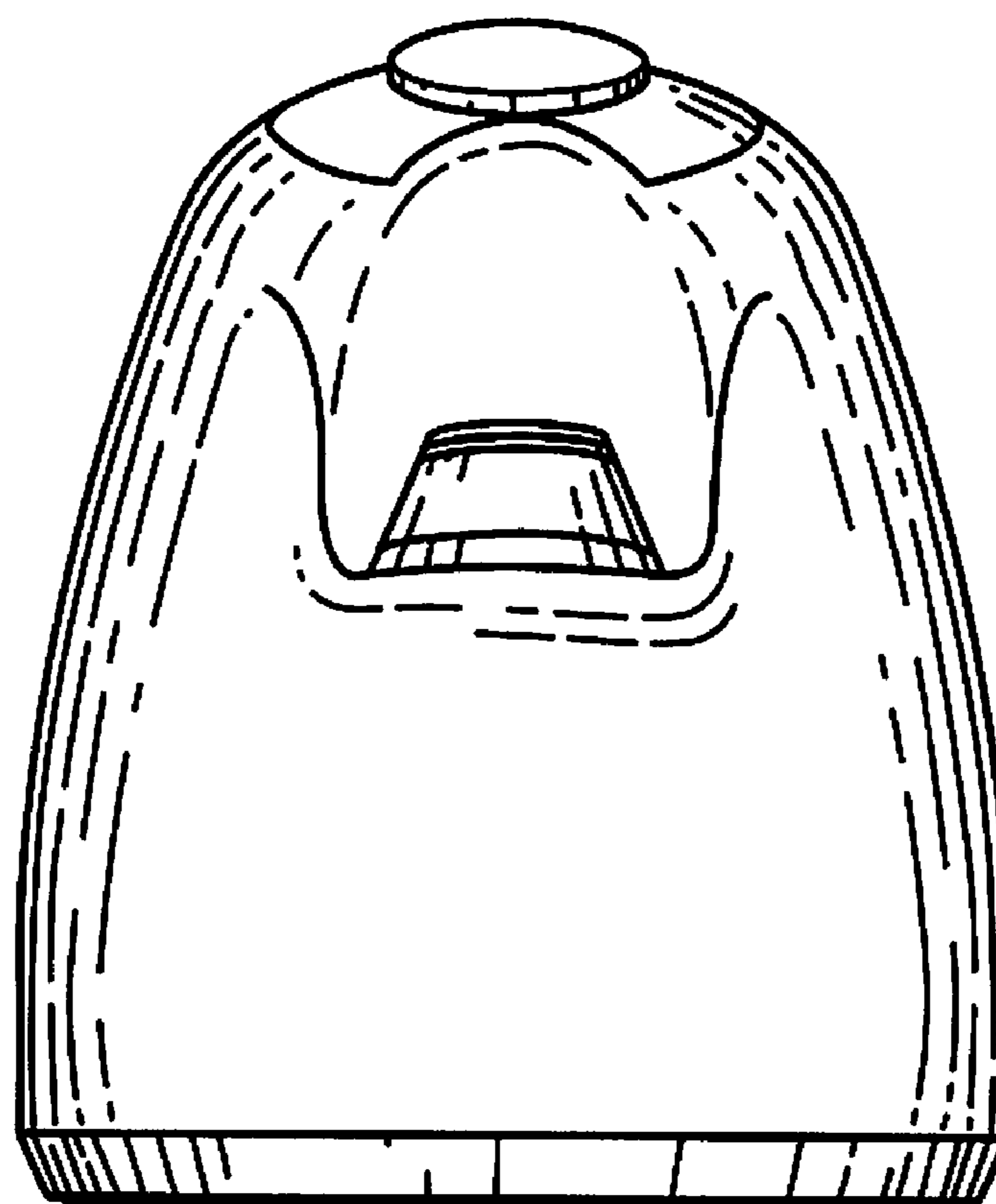


FIG. 5



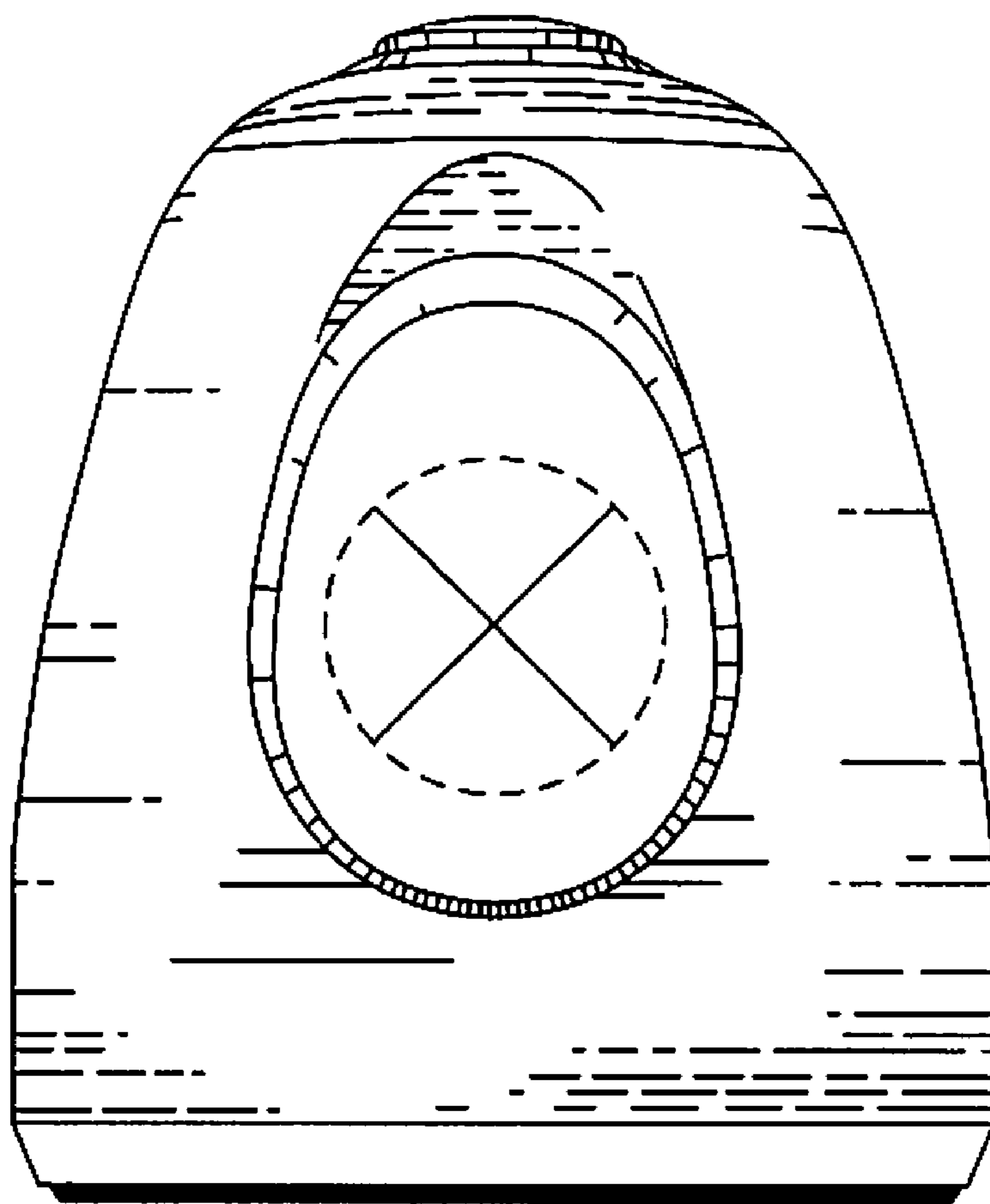


FIG. 6