



US00D614264S

(12) **United States Design Patent**  
**Downey**

(10) **Patent No.:** **US D614,264 S**

(45) **Date of Patent:** **\*\* Apr. 20, 2010**

(54) **FAUCET HANDLE**

(75) Inventor: **David R. Downey**, Garden Grove, CA (US)

(73) Assignee: **Newfrey LLC**, Newark, DE (US)

(\*\*) Term: **14 Years**

(21) Appl. No.: **29/344,165**

(22) Filed: **Sep. 24, 2009**

(51) **LOC (9) Cl.** ..... **23-01**

(52) **U.S. Cl.** ..... **D23/250**

(58) **Field of Classification Search** ..... D23/238–243, D23/250, 252–254; 4/676–678; 137/801, 137/359; 16/110.1; D8/350–353; D6/550  
See application file for complete search history.

(56) **References Cited**

**U.S. PATENT DOCUMENTS**

D464,405 S	*	10/2002	Lord	.....	D23/252
D535,545 S	*	1/2007	Gilbert	.....	D8/308
D582,523 S	*	12/2008	Hanna	.....	D23/250

\* cited by examiner

*Primary Examiner*—Robert A Delehanty

(74) *Attorney, Agent, or Firm*—Richard J. Veltman; John D. DelPonti

(57) **CLAIM**

The ornamental design for a faucet handle, as shown and described.

**DESCRIPTION**

FIG. 1 is a perspective view of a faucet handle showing a new design;

FIG. 2 is a front view thereof, the back view being a mirror image;

FIG. 3 is a top view thereof;


FIG. 4 is a bottom view thereof;

FIG. 5 is a right side view thereof; and,

FIG. 6 is a left side view thereof.

The broken lines are for illustration purposes only and are not part of the claimed invention.

**1 Claim, 2 Drawing Sheets**






FIG. 1




FIG. 2

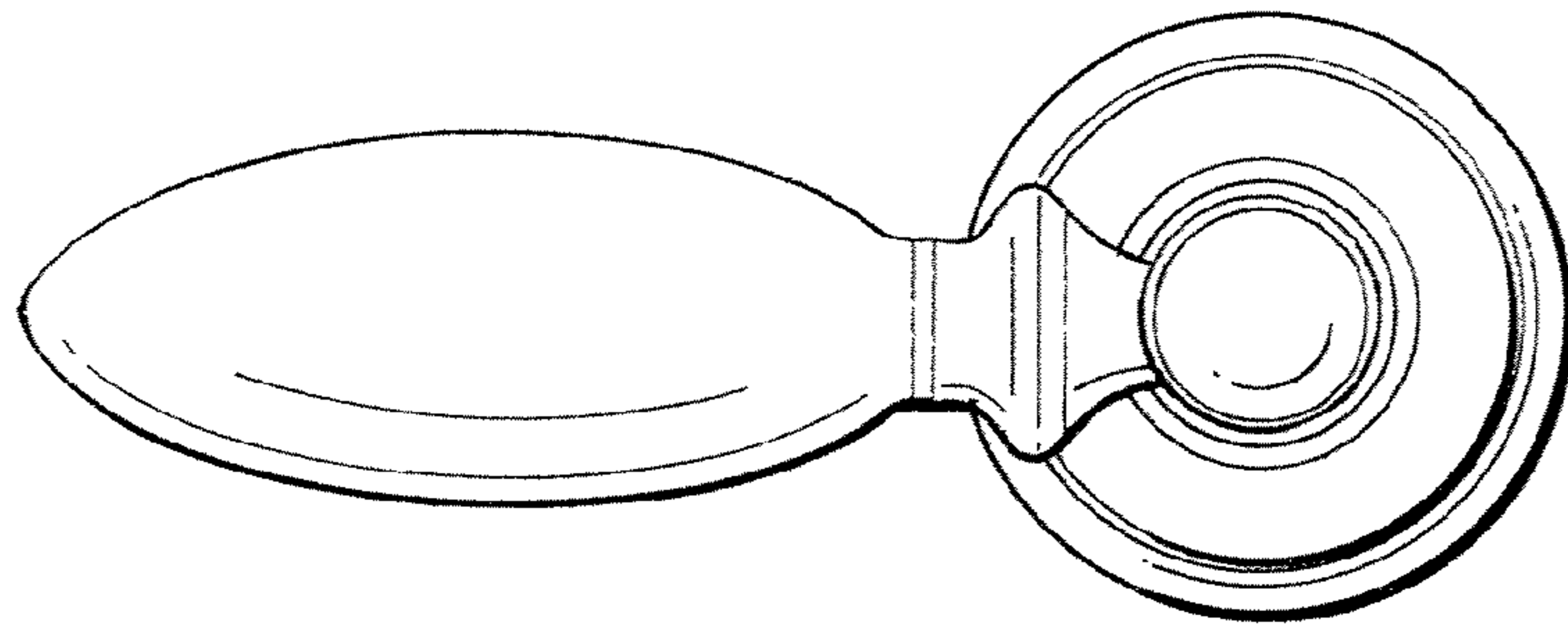


FIG. 3

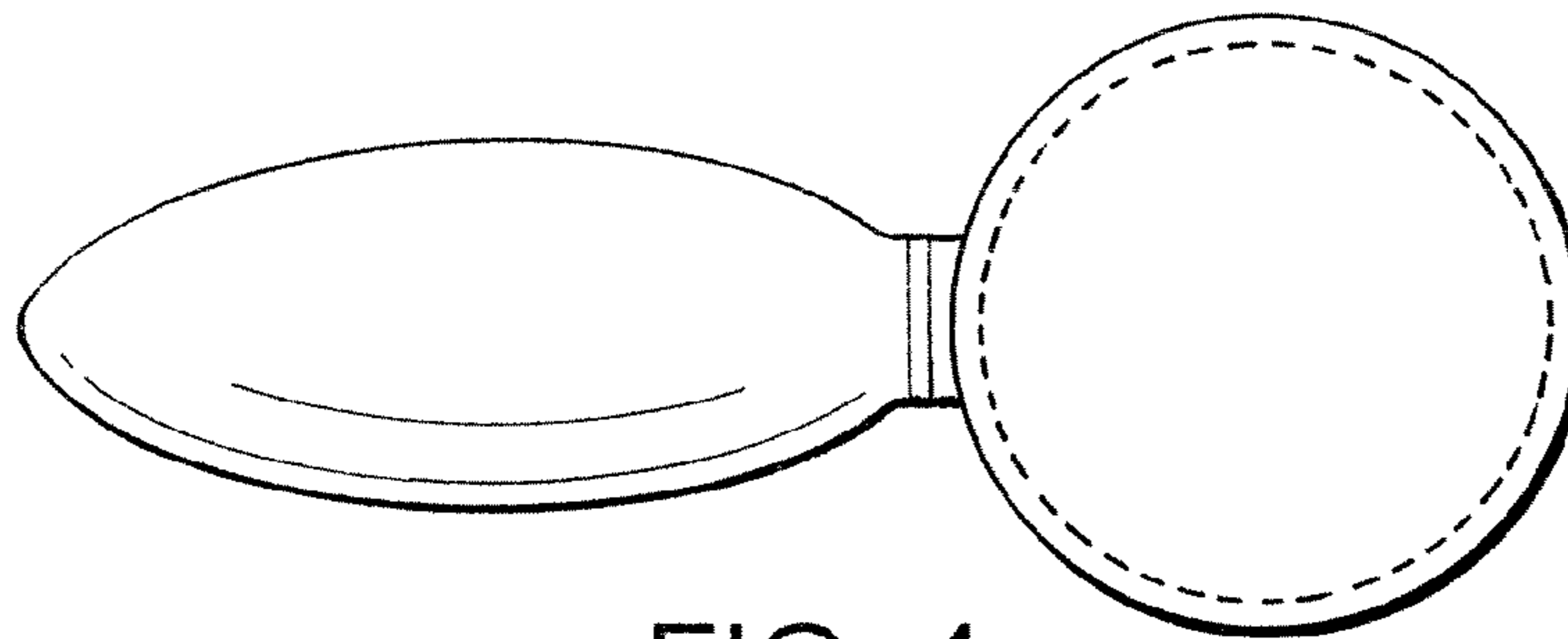


FIG. 4

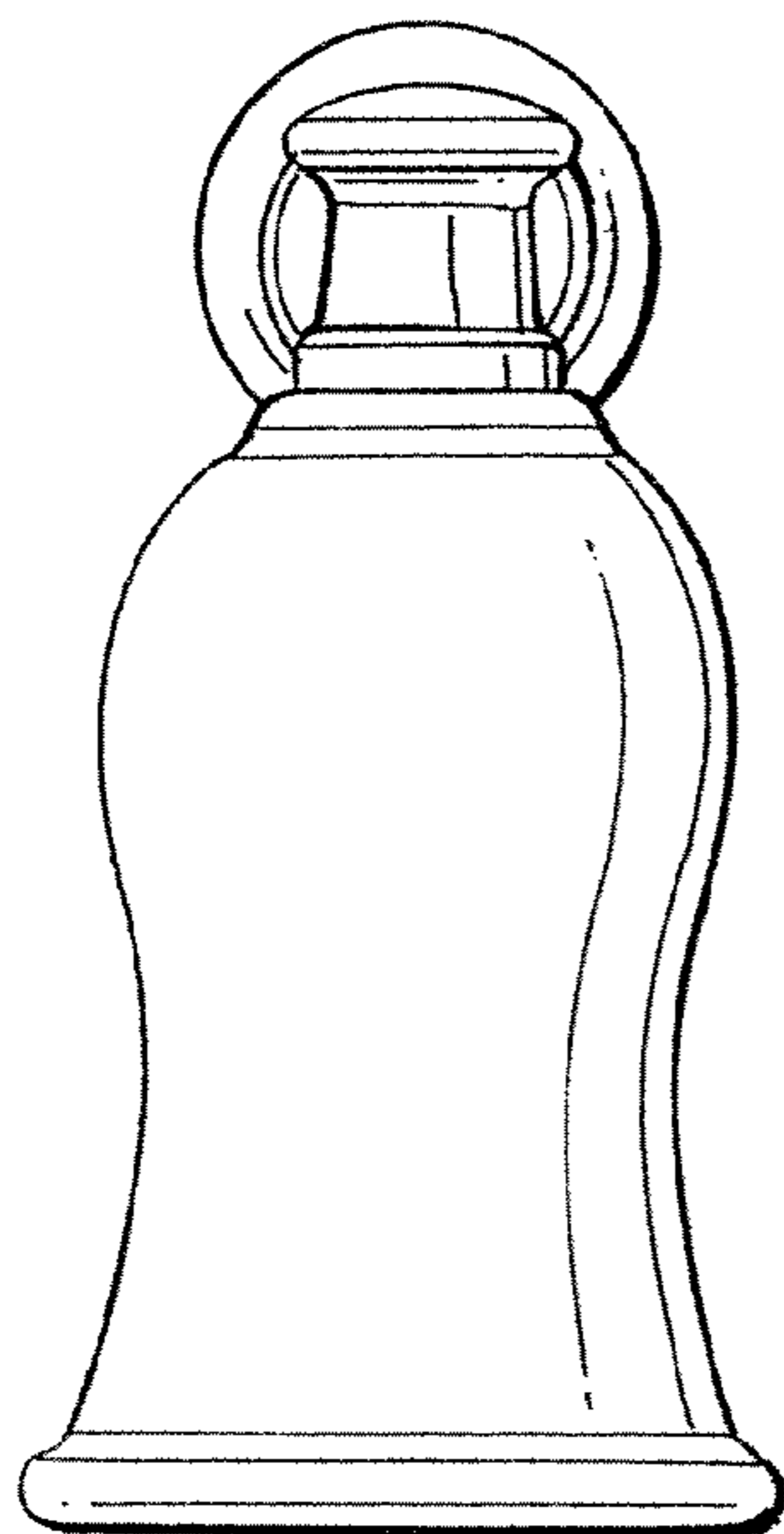


FIG. 5

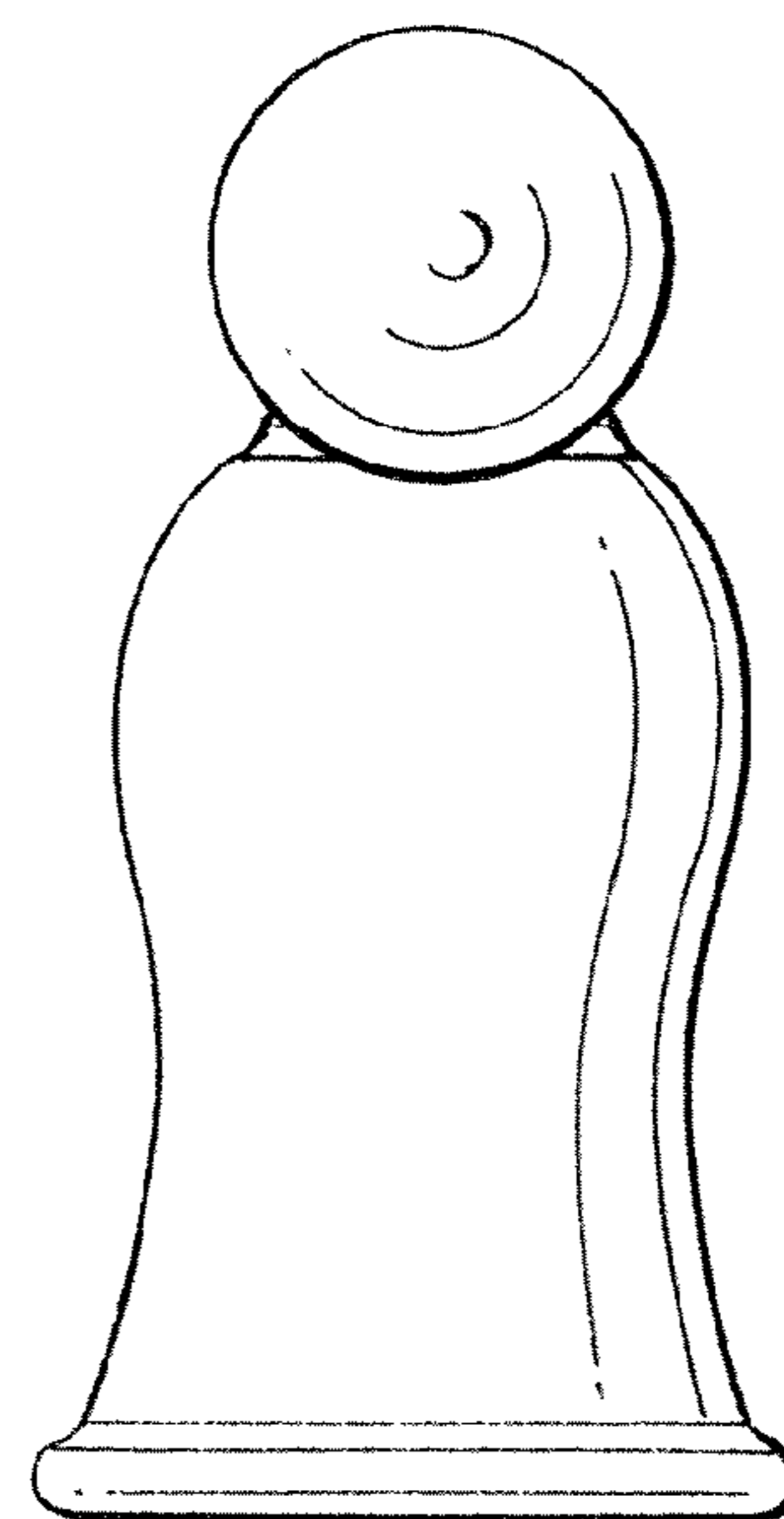


FIG. 6