



US00D614259S

(12) **United States Design Patent**
Reid et al.

(10) **Patent No.:** **US D614,259 S**
(45) **Date of Patent:** **** Apr. 20, 2010**

(54) **FILTER BLOCK FOR LIQUID FILTRATION**

(75) Inventors: **Roger P. Reid**, Caldwell, ID (US);
Bruce D. Saaski, Nampa, ID (US)

(73) Assignee: **Omnipure Filter Company, Inc.**,
Caldwell, ID (US)

(**) Term: **14 Years**

(21) Appl. No.: **29/334,385**

(22) Filed: **Mar. 25, 2009**

Related U.S. Application Data

(63) Continuation-in-part of application No. 11/858,765,
filed on Sep. 20, 2007.

(51) **LOC (9) Cl.** **23-01**

(52) **U.S. Cl.** **D23/209**

(58) **Field of Classification Search** D23/207,
D23/209; 210/282, 464

See application file for complete search history.

(56) **References Cited**

U.S. PATENT DOCUMENTS

532,939 A 1/1895 Balch

(Continued)

FOREIGN PATENT DOCUMENTS

EP 0345381 12/1989

(Continued)

OTHER PUBLICATIONS

Bear, Jacob, "Dynamics of Fluids in Porous Media", American Elsevier Publishing Company Inc., 1972, pp. 45-47.

Primary Examiner—Robin V Webster

(74) *Attorney, Agent, or Firm*—Pedersen & Co., PLLC; Ken J. Pedersen; Barbara S. Pedersen

(57) **CLAIM**

The ornamental design for a filter block for liquid filtration, as shown and described.

DESCRIPTION

FIG. 1 is a front perspective view of the invented design for a filter block for liquid filtration.

FIG. 2 is a front view of the filter block of FIG. 1, with the back view being the same as front view.

FIG. 3 is a side view of the filter block of FIG. 1, with right and left side views being the same.

FIG. 4 is a top view of the filter block of FIG. 1.

FIG. 5 is a bottom view of the filter block of FIG. 1.

FIG. 6 is a cross-sectional, perspective side view of the filter block of FIG. 1, taken along 6—6 in FIG. 1, the cross-section being taken axially front-to-back through the center of the filter block, and wherein stippling indicates the cut surface.

FIG. 7 is a cross-sectional, perspective front view of the filter block of FIG. 1, taken along 7—7 in FIG. 1, the cross-section being taken axially side-to-side through the middle of the filter block.

FIG. 8 is a front perspective view of an alternative embodiment of the invented design for a filter block for liquid filtration.

FIG. 9 is a front view of the filter block of FIG. 8, with the back view being the same as front view.

FIG. 10 is a side view of the filter block of FIG. 8, with right and left side views being the same.

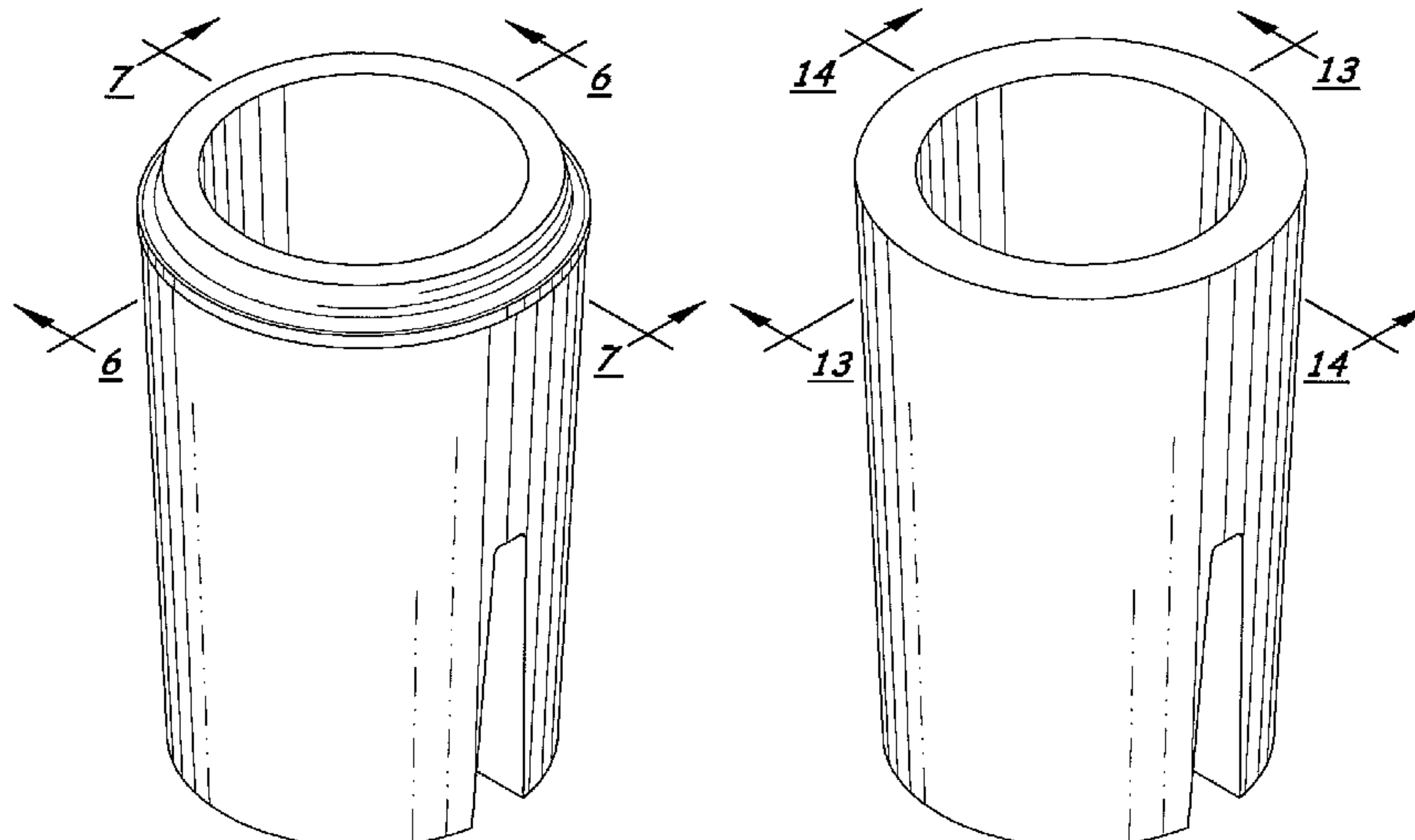
FIG. 11 is a top view of the filter block of FIG. 8.

FIG. 12 is a bottom view of the filter block of FIG. 8.

FIG. 13 is a cross-sectional, perspective side view of the filter block of FIG. 8, taken along 13—13 in FIG. 8, the cross-section being taken axially front-to-back through the center of the filter block, and wherein stippling indicates the cut surface; and,

FIG. 14 is a cross-sectional, perspective front view of the filter block of FIG. 8, taken along 14—14 in FIG. 8, the cross-section being taken axially side-to-side through the middle of the filter block, and wherein stippling indicates the cut surface.

1 Claim, 4 Drawing Sheets



US D614,259 S

U.S. PATENT DOCUMENTS

| | | | | |
|-----------|------|---------|--------------------|---------|
| 2,580,209 | A | 12/1951 | Wiley | |
| 2,720,278 | A | 10/1955 | Wiley | |
| 3,375,933 | A | 4/1968 | Rodman | |
| 3,538,020 | A | 11/1970 | Heskett et al. | |
| 3,721,072 | A | 3/1973 | Clapham | |
| 3,746,642 | A | 7/1973 | Bergstrom | |
| 3,788,486 | A | 1/1974 | Bergstrom | |
| 4,306,971 | A | 12/1981 | Hankammer | |
| 4,664,683 | A | 5/1987 | Degen et al. | |
| 4,665,050 | A | 5/1987 | Degen et al. | |
| 4,666,600 | A | 5/1987 | Hankammer | |
| 4,753,728 | A | 6/1988 | Vander Bilt et al. | |
| 4,859,386 | A | 8/1989 | Vanderbilt et al. | |
| 4,895,648 | A | 1/1990 | Hankammer | |
| 4,969,996 | A | 11/1990 | Hankammer | |
| 4,980,073 | A | 12/1990 | Woodruff | |
| 5,017,318 | A | 5/1991 | Vanderbilt et al. | |
| 5,019,311 | A | 5/1991 | Koslow | |
| 5,024,764 | A | 6/1991 | Holler | |
| 5,076,912 | A | 12/1991 | Belz | |
| 5,147,722 | A | 9/1992 | Koslow | |
| 5,189,092 | A | 2/1993 | Koslow | |
| 5,225,078 | A | 7/1993 | Polasky et al. | |
| 5,256,285 | A | 10/1993 | Tomita et al. | |
| 5,344,558 | A | 9/1994 | Kool | |
| 5,352,274 | A | 10/1994 | Blakley | |
| 5,443,735 | A | 8/1995 | Kirnbauer et al. | |
| 5,486,285 | A | 1/1996 | Feeney | |
| D380,535 | S * | 7/1997 | Joergensen | D23/365 |
| 5,679,248 | A | 10/1997 | Blaney | |
| D398,184 | S | 9/1998 | Silverberg et al. | |
| D405,157 | S | 2/1999 | Hayes et al. | |
| 5,873,995 | A | 2/1999 | Huang et al. | |
| 5,922,803 | A | 7/1999 | Koslow | |
| D415,922 | S | 11/1999 | Kawasaki et al. | |
| D416,163 | S | 11/1999 | Doritty et al. | |
| 5,980,743 | A | 11/1999 | Bairischer | |
| 6,056,809 | A | 5/2000 | Chapman | |
| 6,074,550 | A | 6/2000 | Hofmann et al. | |
| 6,099,728 | A | 8/2000 | Bairischer | |
| D435,084 | S | 12/2000 | Northen et al. | |
| 6,238,552 | B1 * | 5/2001 | Shannon | 210/94 |
| RE37,216 | E | 6/2001 | Koslow | |
| 6,280,824 | B1 | 8/2001 | Insley et al. | |
| 6,290,646 | B1 | 9/2001 | Cosentino et al. | |
| 6,290,848 | B1 | 9/2001 | Tanner et al. | |

| | | | | |
|--------------|-----|---------|-------------------|---------|
| 6,322,615 | B1 | 11/2001 | Chapman | |
| 6,368,504 | B1 | 4/2002 | Kuennen | |
| 6,395,190 | B1 | 5/2002 | Koslow | |
| 6,413,303 | B2 | 7/2002 | Gelderland et al. | |
| 6,524,477 | B1 | 2/2003 | Hughes | |
| 6,565,749 | B1 | 5/2003 | Hou | |
| 6,638,426 | B1 | 10/2003 | Fritter et al. | |
| 6,841,067 | B1 | 1/2005 | Hofmann et al. | |
| 6,989,101 | B2 | 1/2006 | Cumberland et al. | |
| D529,127 | S * | 9/2006 | Cueman | D23/209 |
| 7,169,466 | B2 | 1/2007 | Taylor et al. | |
| 7,297,263 | B2 | 11/2007 | Nelson | |
| 7,303,683 | B2 | 12/2007 | Cumberland | |
| 7,378,015 | B2 | 5/2008 | Rinker et al. | |
| 7,396,461 | B2 | 7/2008 | Bommi et al. | |
| D579,515 | S | 10/2008 | Bell et al. | |
| 2002/0005377 | A1 | 1/2002 | Tanner et al. | |
| 2002/0062740 | A1 | 5/2002 | Brukov | |
| 2002/0195407 | A1 | 12/2002 | Levy | |
| 2003/0140785 | A1 | 7/2003 | Koslow | |
| 2004/0195180 | A1 | 10/2004 | Cumberland et al. | |
| 2004/0251190 | A1 | 12/2004 | Cumberland et al. | |
| 2005/0072729 | A1 | 4/2005 | Bridges et al. | |
| 2005/0172731 | A1 | 8/2005 | Anklin et al. | |
| 2006/0000763 | A1 | 1/2006 | Rinker et al. | |
| 2006/0021928 | A1 | 2/2006 | Nelson | |
| 2006/0260997 | A1 | 11/2006 | Nelson | |
| 2007/0215536 | A1 | 9/2007 | Bommi et al. | |
| 2008/0190827 | A1 | 8/2008 | Rinker | |

FOREIGN PATENT DOCUMENTS

| | | | |
|----|----------------|----|---------|
| EP | 135487 | A4 | 10/2003 |
| GB | 2390987 | A | 1/2004 |
| IN | 320/MUMNP | | 8/2005 |
| WO | WO 98/14265 | | 4/1988 |
| WO | WO 99/10076 | | 3/1999 |
| WO | WO 01/23306 | | 4/2001 |
| WO | WO 02/41970 | | 5/2002 |
| WO | WO 02/053262 | | 7/2002 |
| WO | WO 03/048693 | A1 | 6/2003 |
| WO | WO2004/000732 | A1 | 12/2003 |
| WO | WO 2005/094966 | A1 | 10/2005 |
| WO | WO2005/095284 | A1 | 10/2005 |
| WO | WO2006/037420 | A1 | 4/2006 |
| WO | WO2006/121932 | A1 | 11/2006 |

* cited by examiner

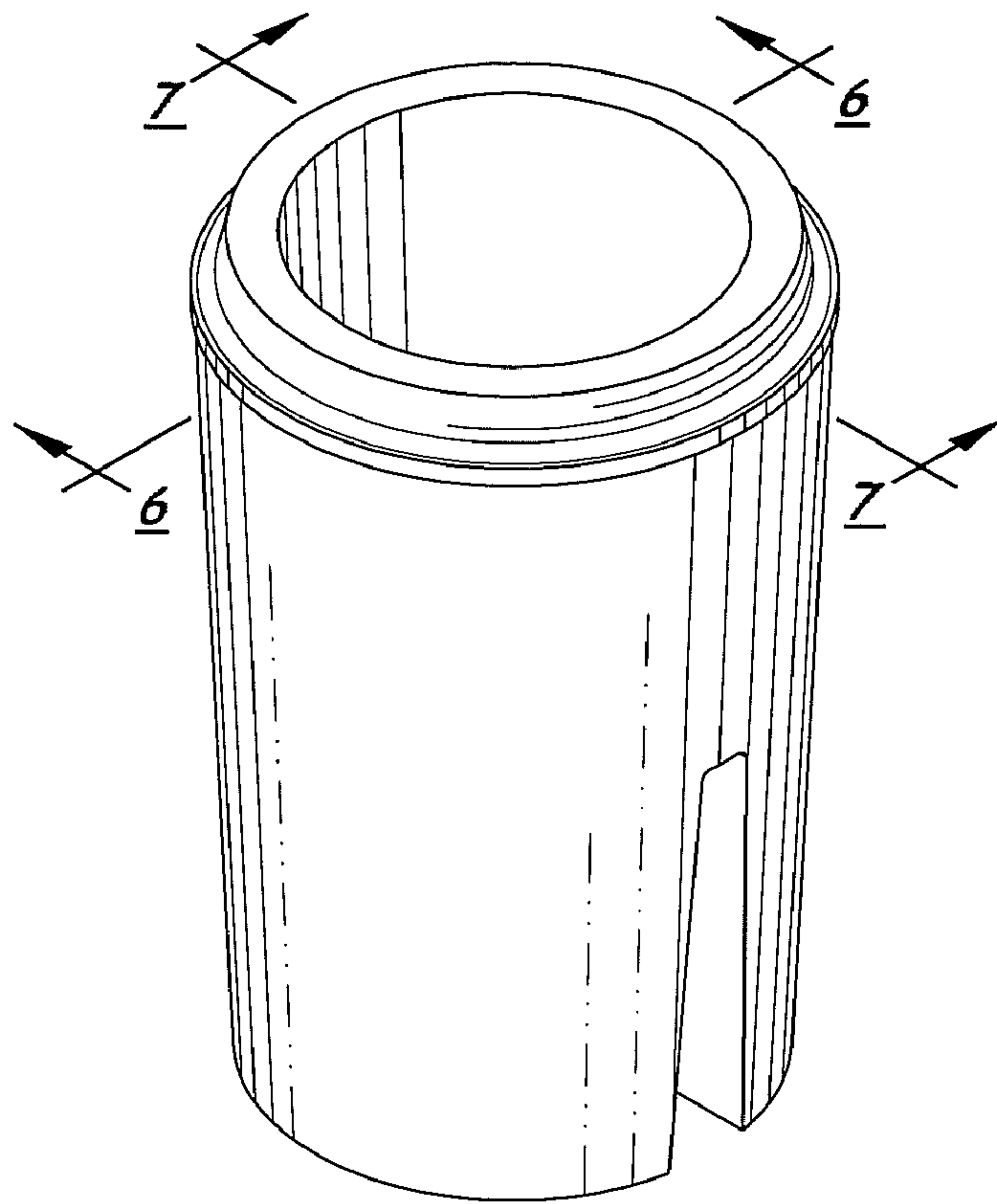


Fig. 1




Fig. 2

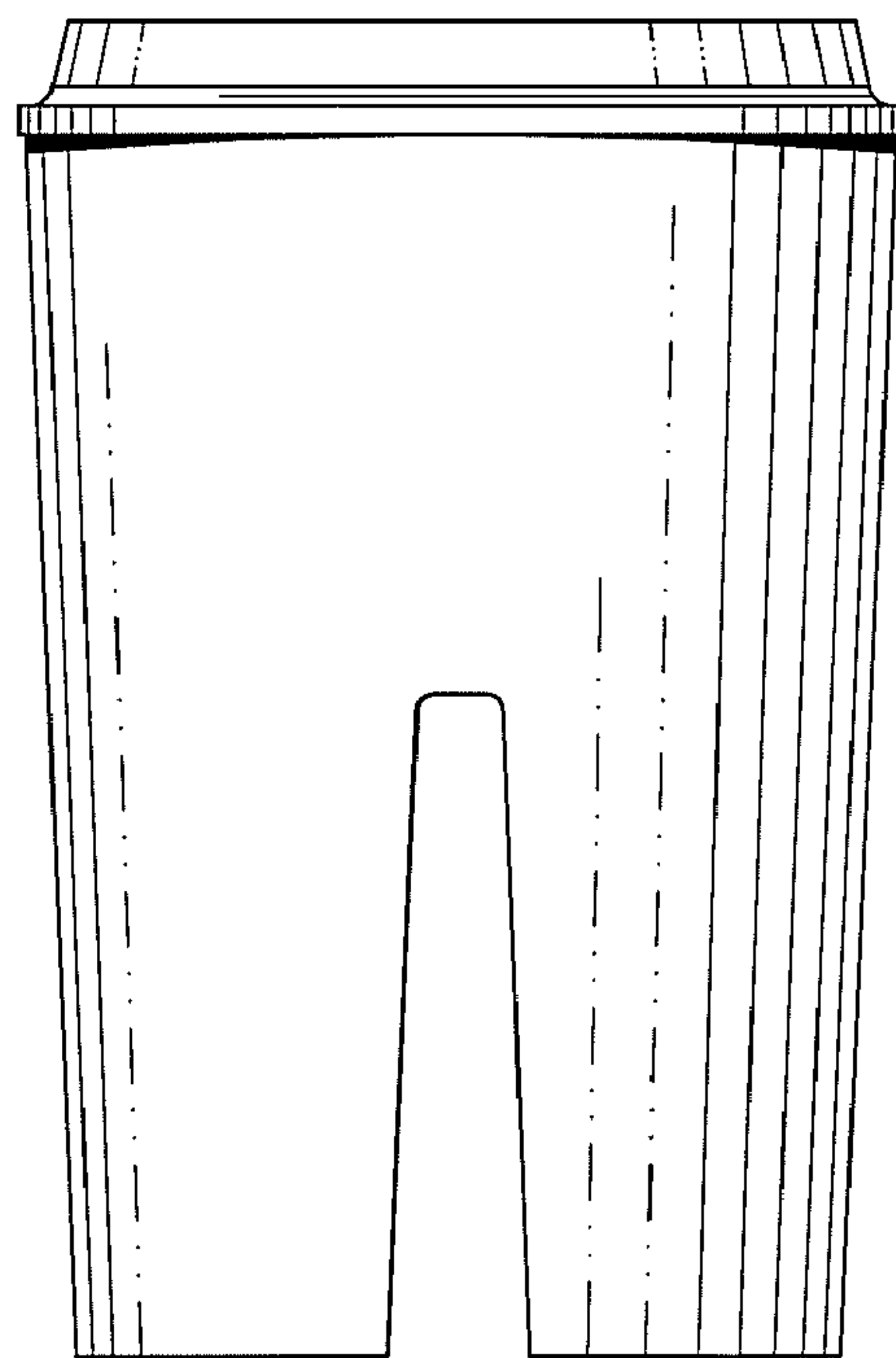


Fig. 3

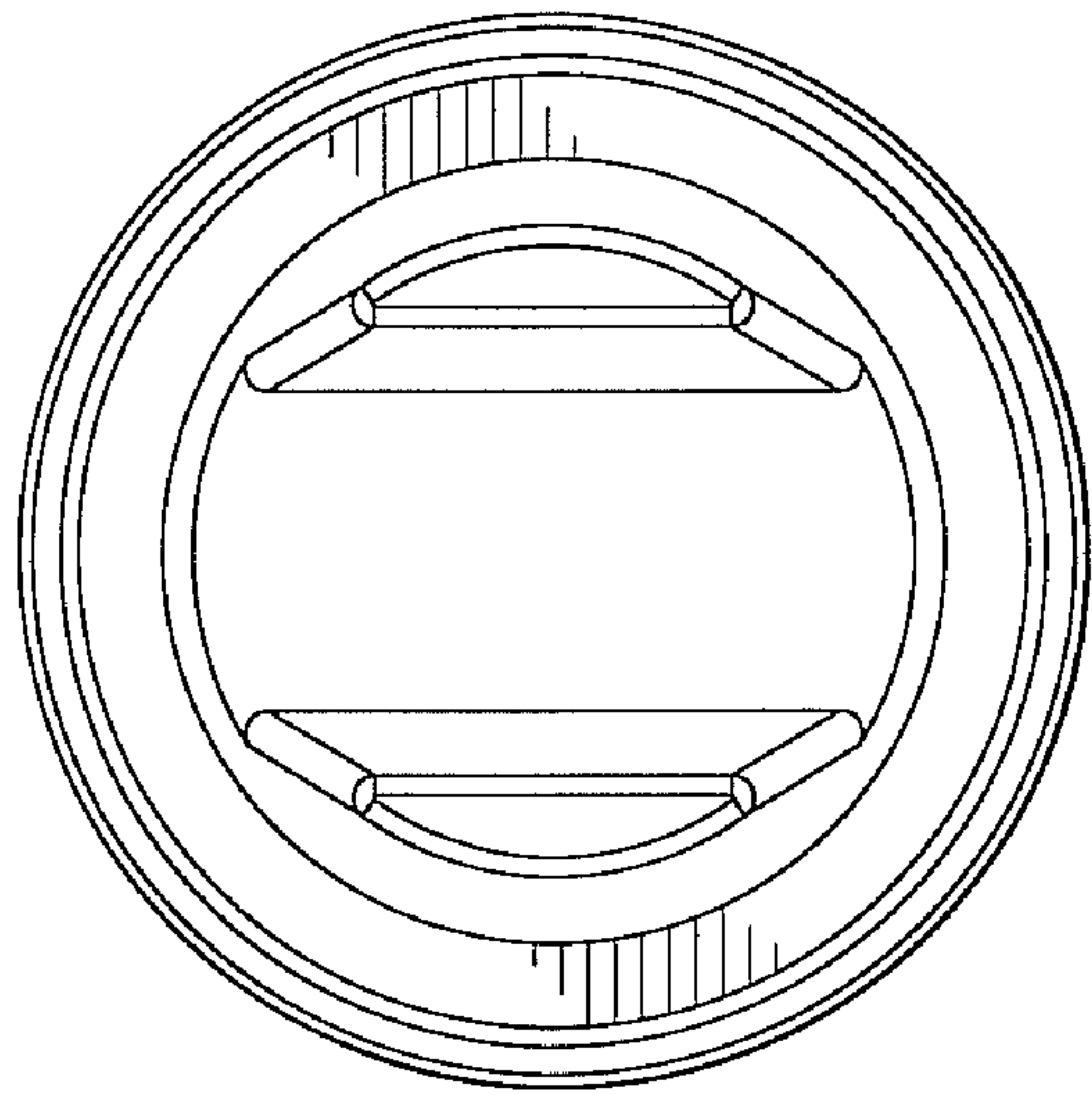


Fig. 4

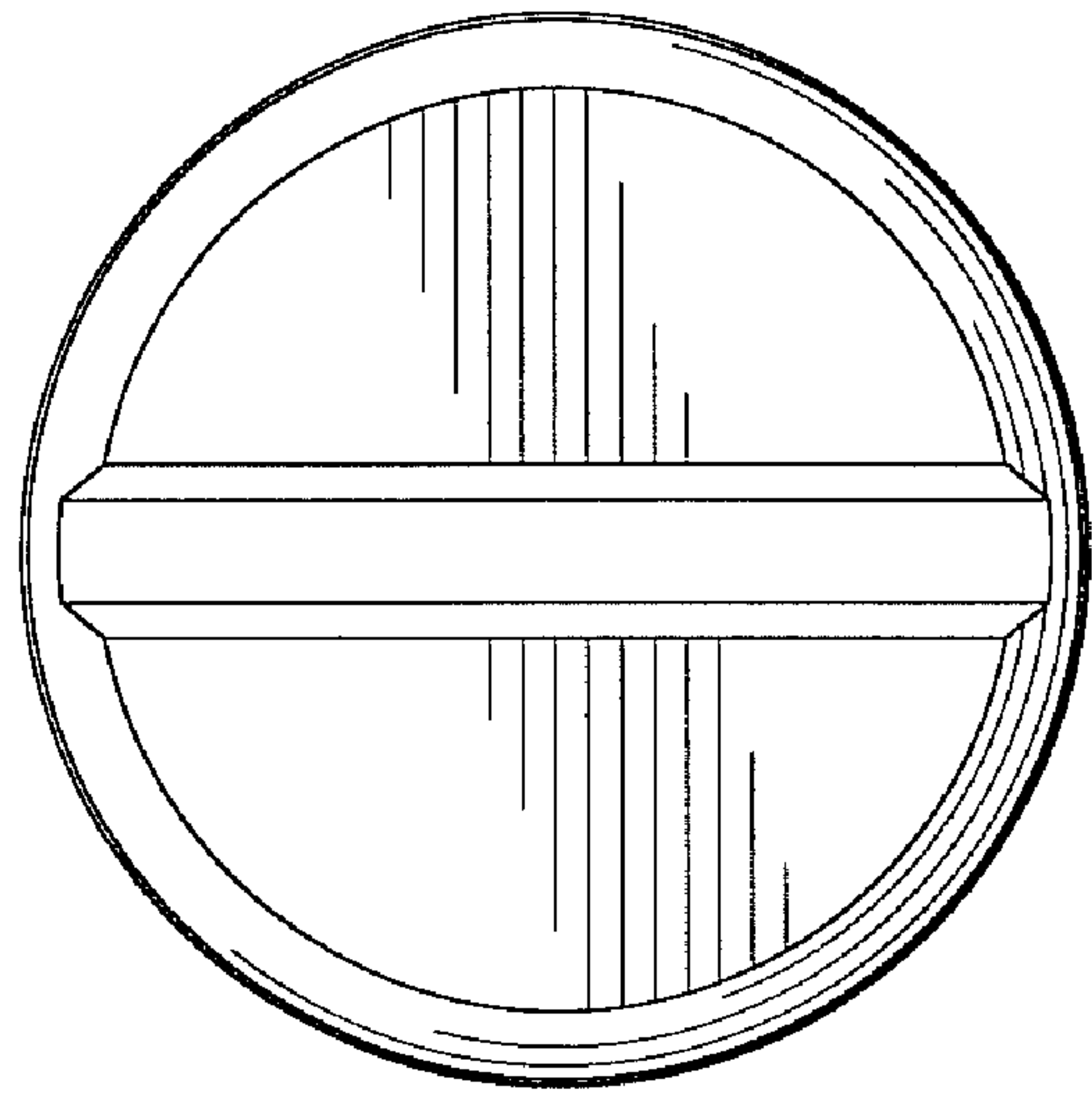


Fig. 5

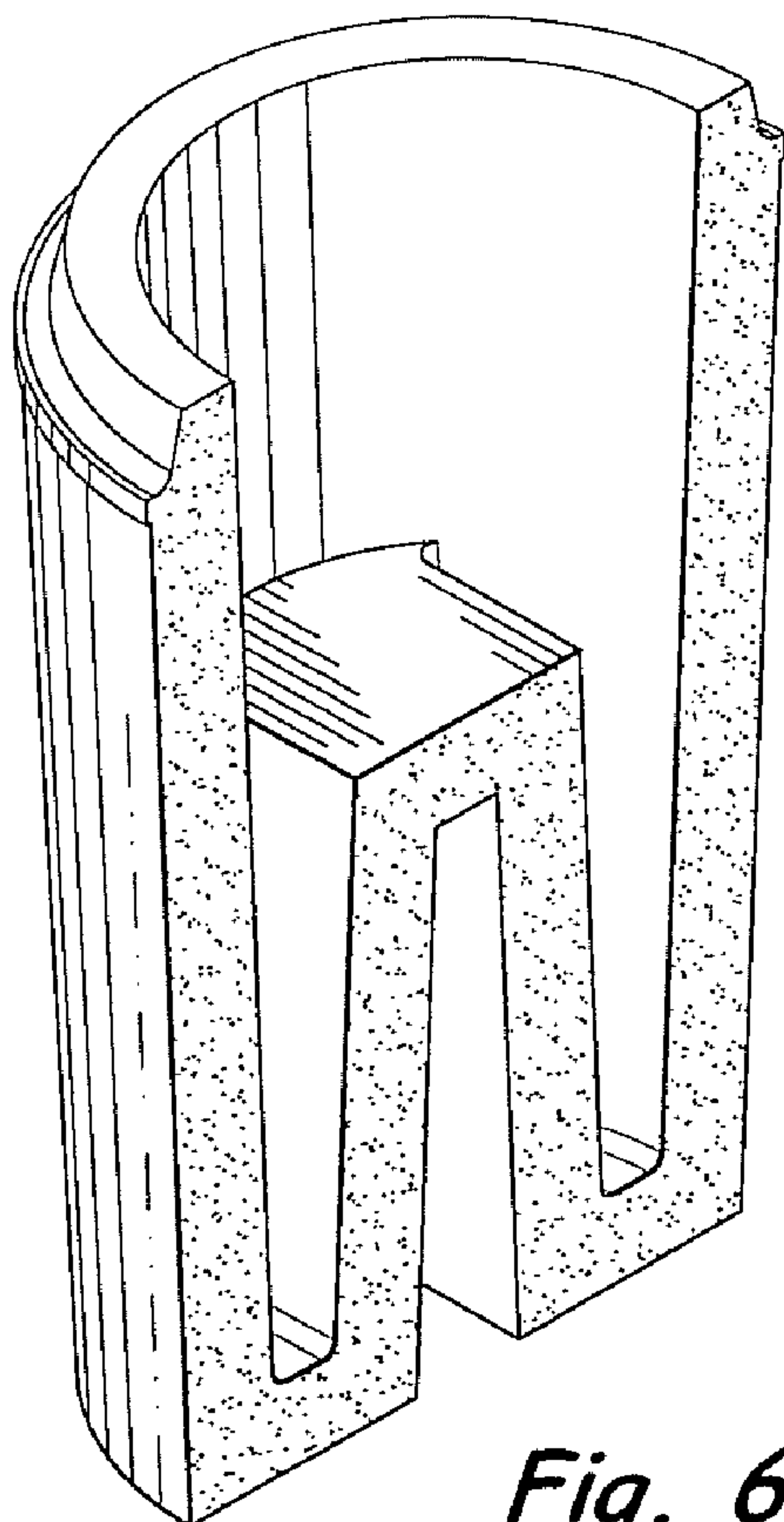


Fig. 6

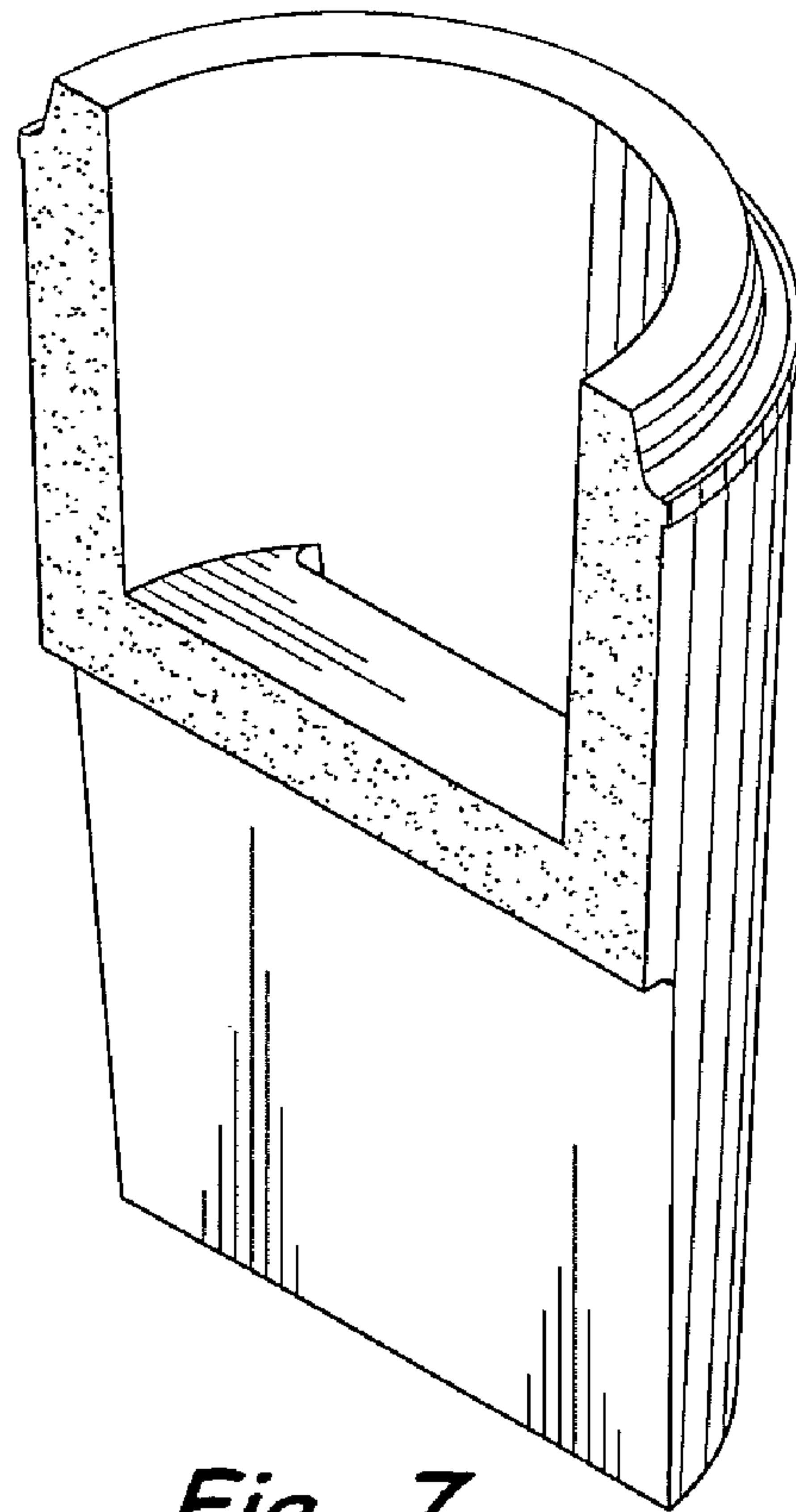


Fig. 7

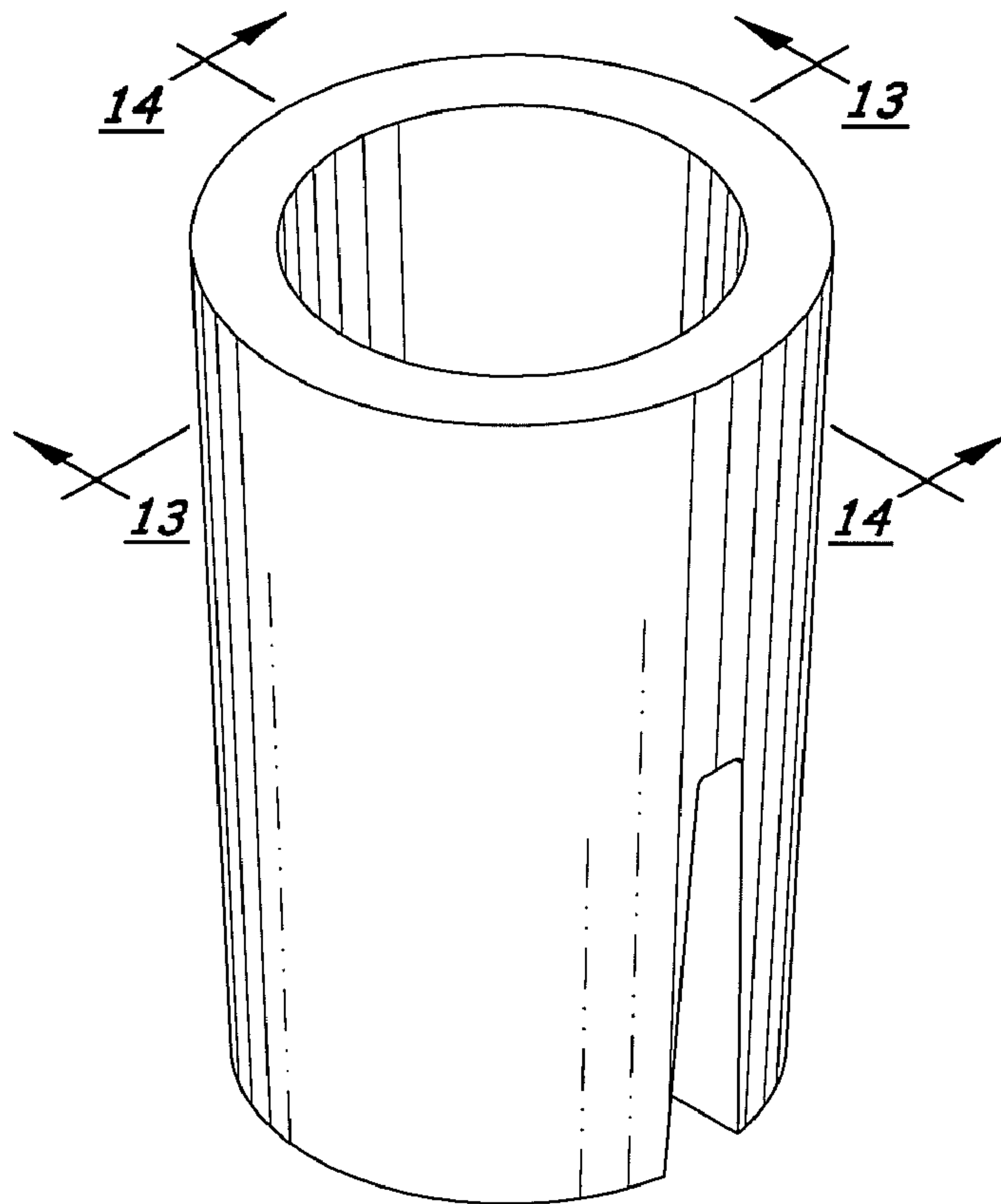


Fig. 8

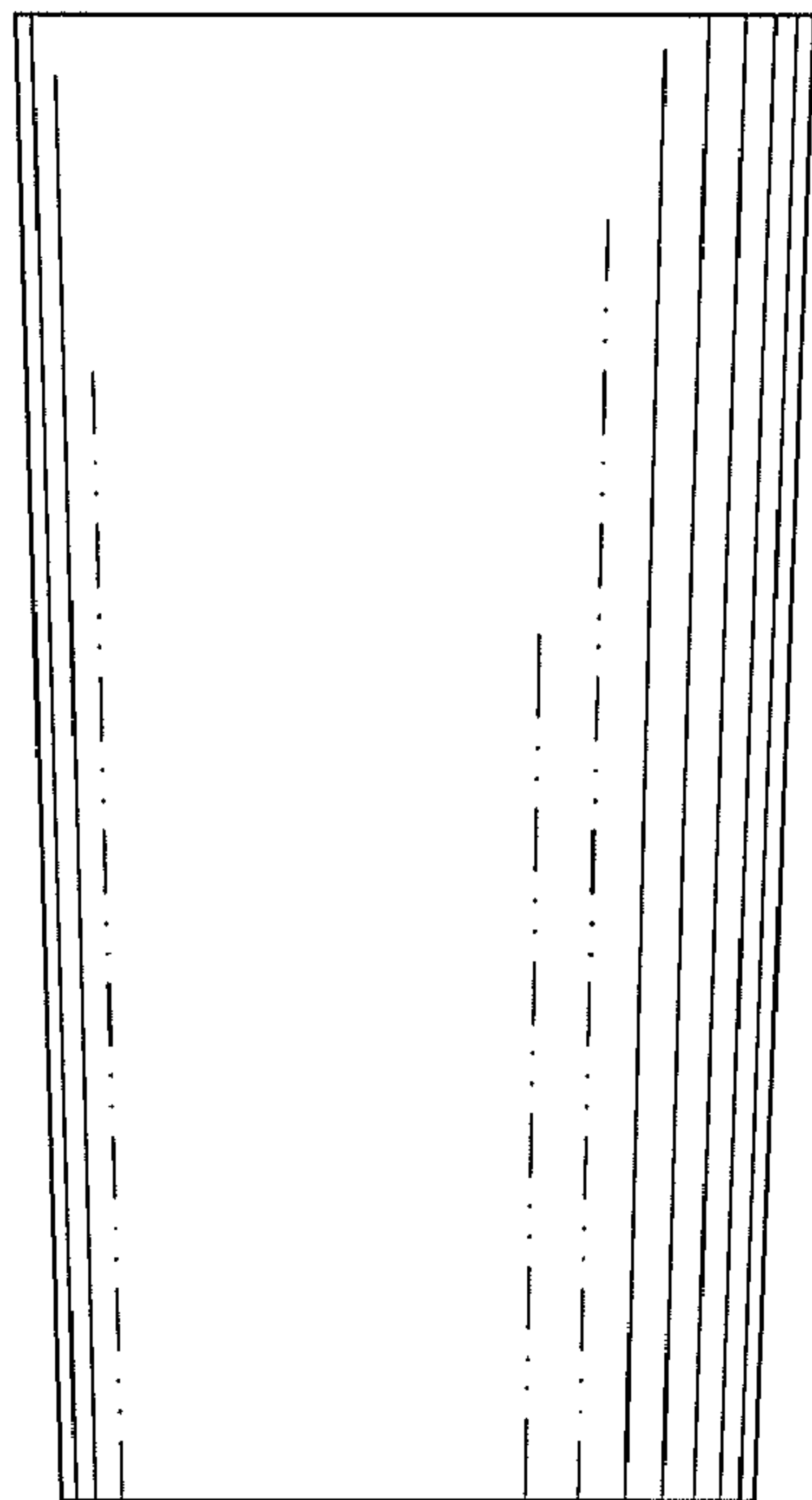


Fig. 9

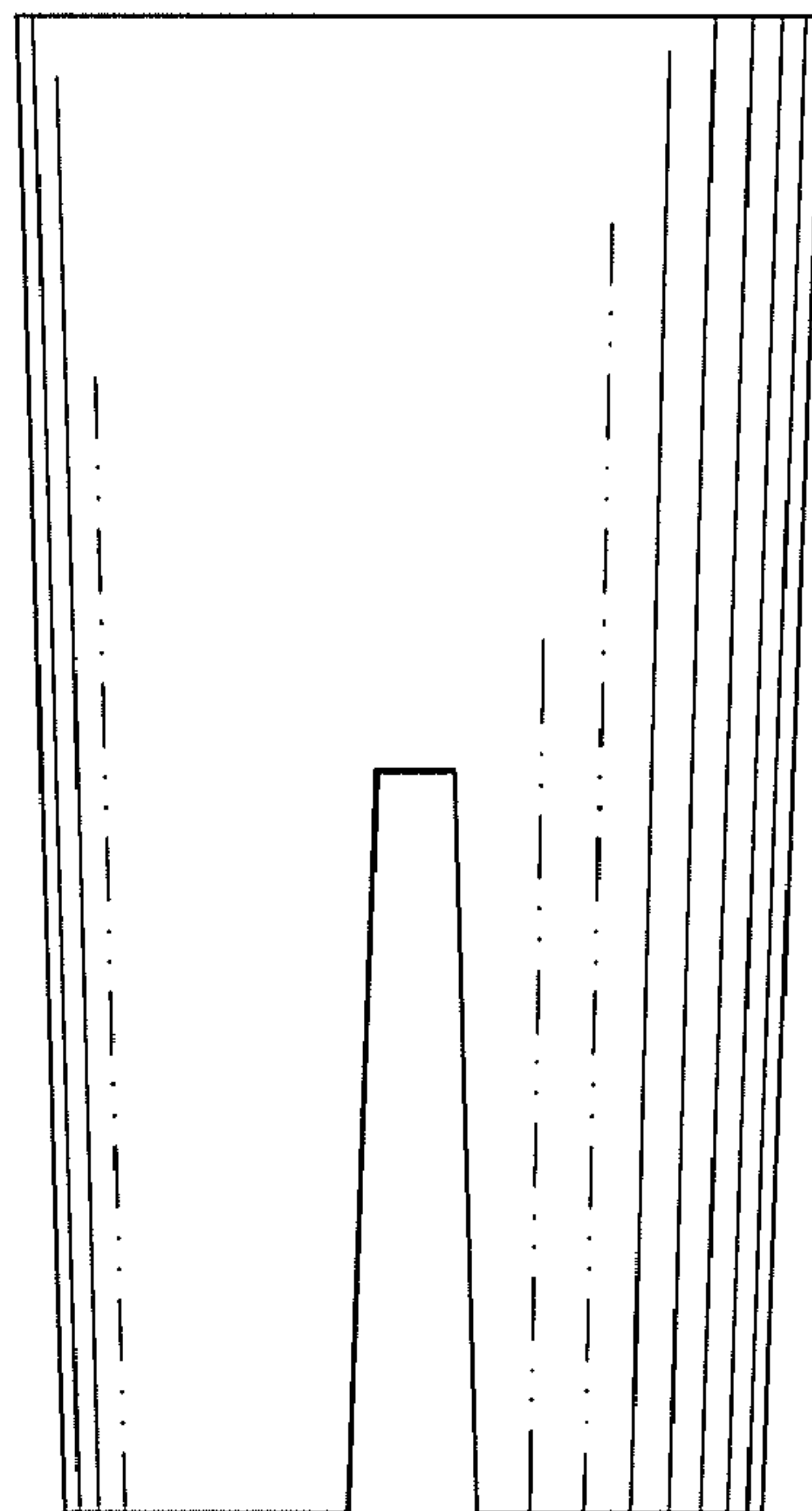


Fig. 10

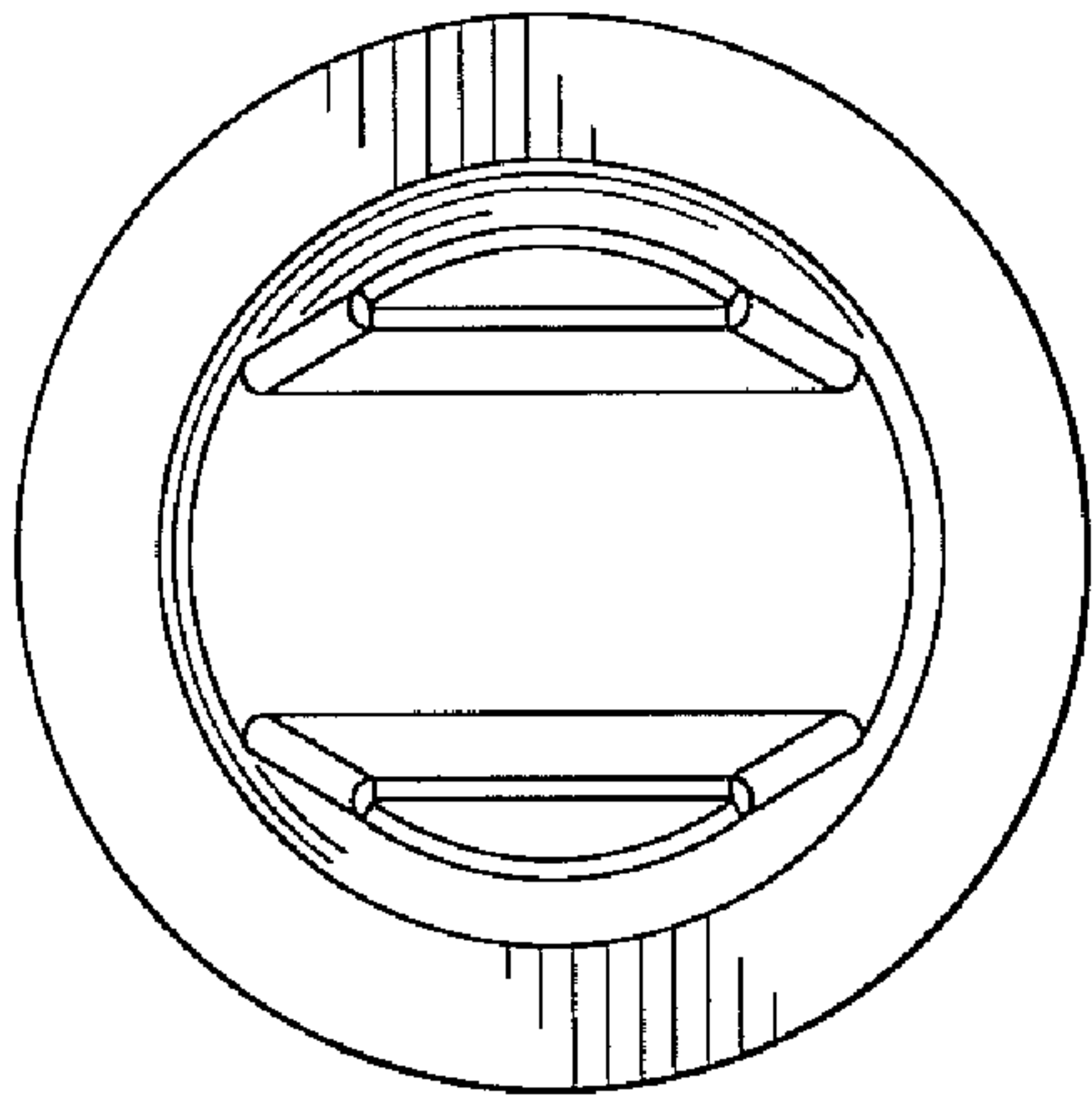


Fig. 11

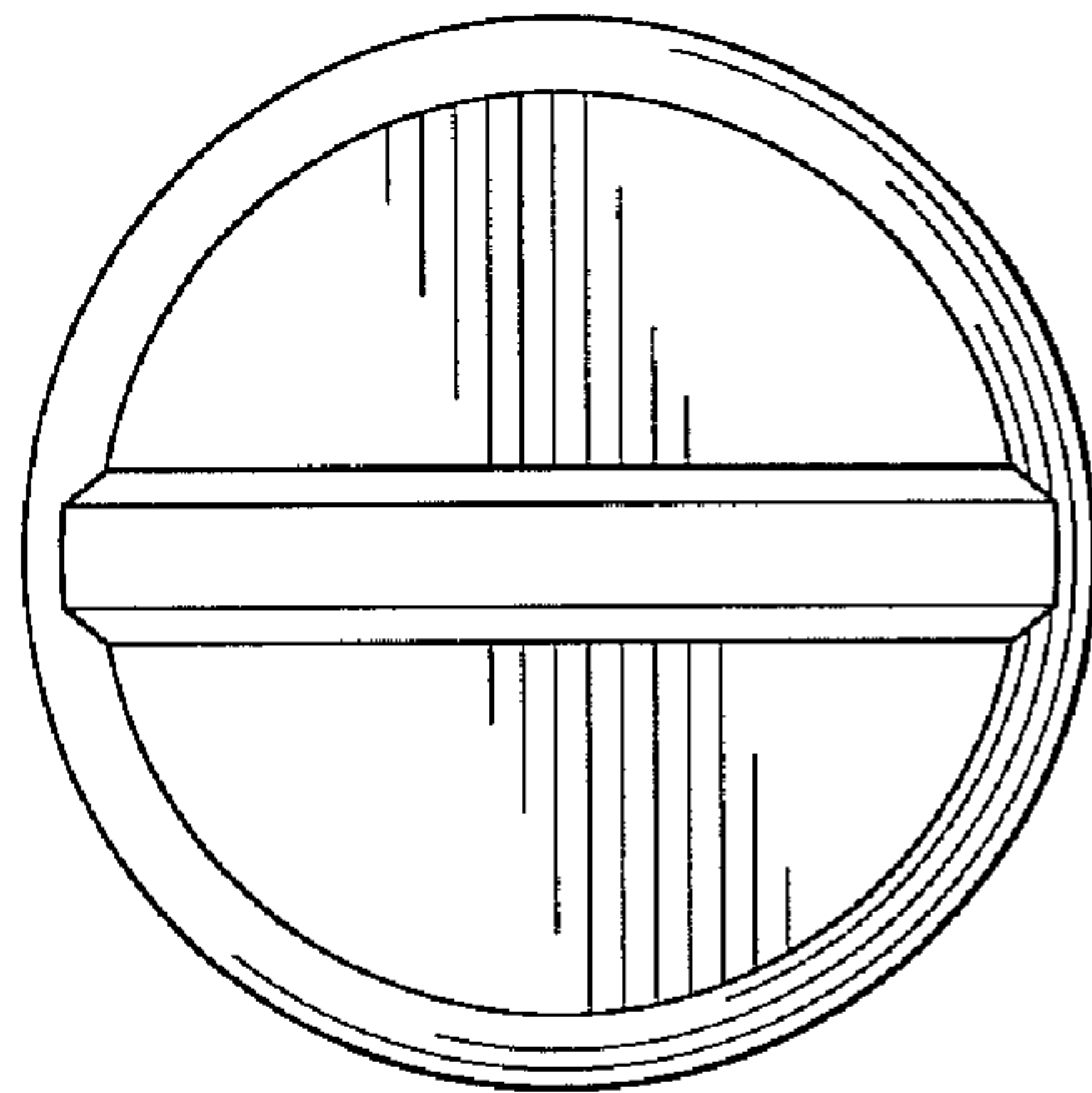


Fig. 12

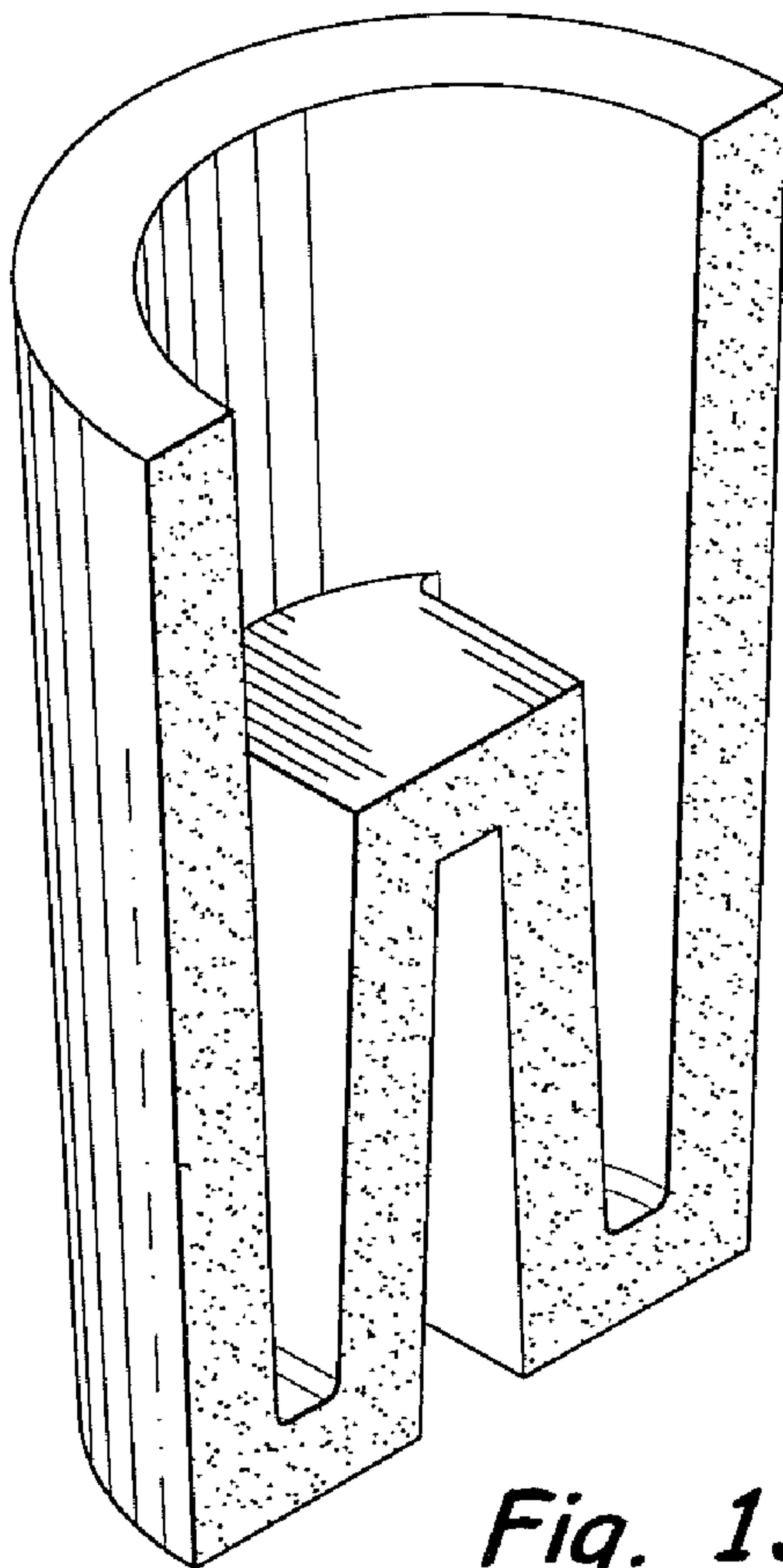


Fig. 13

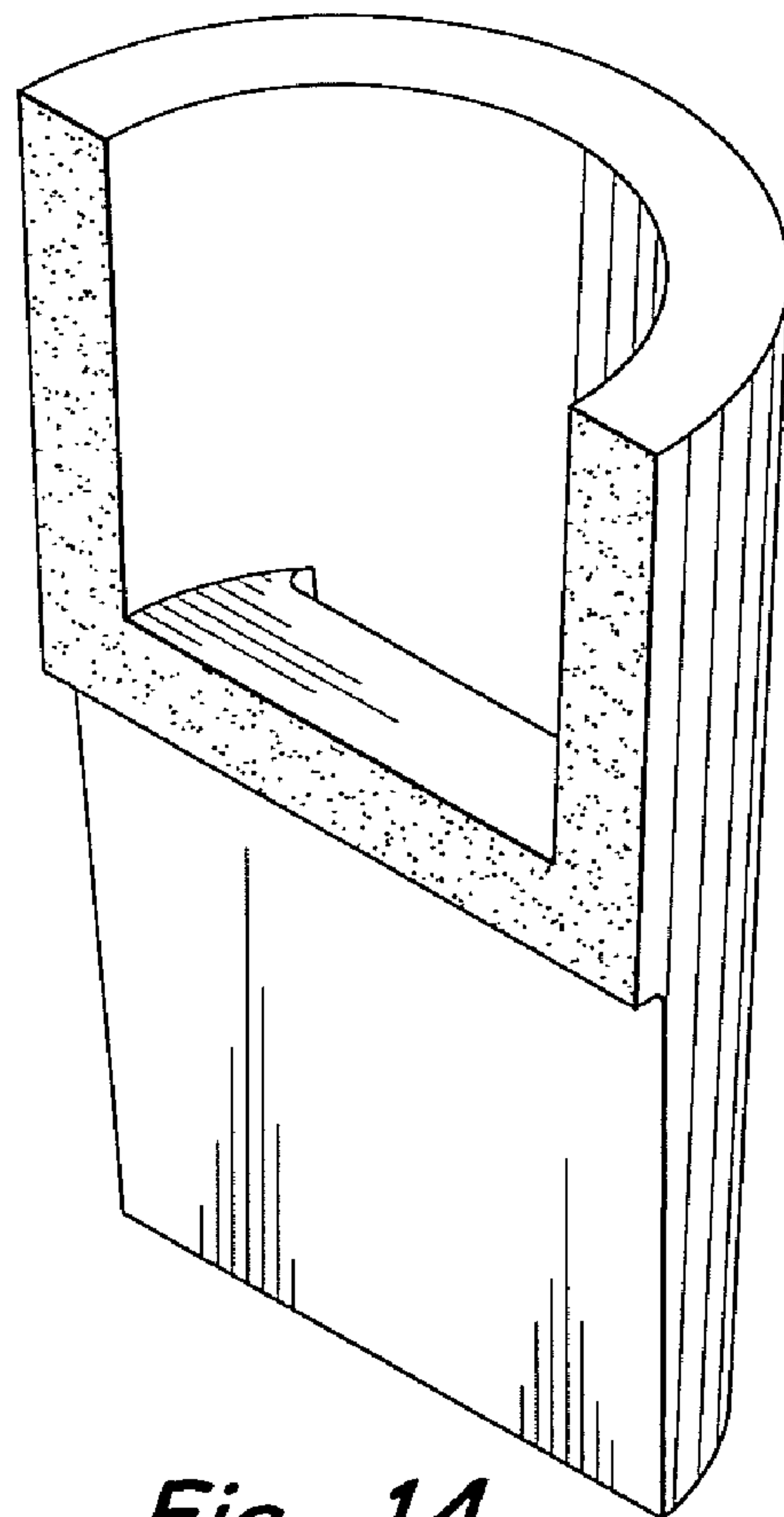


Fig. 14